an electoral history of

Battersea and Wandsworth

1900-2026

Adam Gray

An electoral history of Battersea and Wandsworth 1900-2026

Adam Gray

Cover photo is of a crowd outside Battersea Town Hall being addressed by John Burns

Acknowledgements

A lot of the historical detail in this book comes from The Survey of London (Battersea) and from Wandsworth Council's Conservation Area Appraisals. I am also grateful to the London Borough of Wandsworth for their responses to Freedom of Information requests and other electoral information provided, when asked, by the excellent team in Wandsworth Council's electoral services department.

Councillor Tony Belton was kind enough to give me an advance copy of the earlier chapters of his own book into the political history of Wandsworth. Added to that are the already existing books on Wandsworth: from the right Jean Lucas's *"The Wandsworth Story"* and Hugh Jenkins' *"Rank & File: Portrait of a Constituency Party"*; and of course the inimitable *"Things Can Only Get Better"* by John O'Farrell.

Contemporaneous accounts, such as Paul Beresford's *"Good Council Guide"* and former Education Director Donald Naismith's *"Very Near The Line"* have proved invaluable.

Much of my own first-hand knowledge of the borough stems from the Labour Party employing me as their borough organiser for Wandsworth between 2000 and 2005 and my subsequent responsibilities overseeing much of the council election campaign in 2006 and as election agent to Stuart King at the 2010 General Election.

Cover photo is of John Burns addressing a crowd outside Battersea Town Hall

Contents

Before the boroughs	7
The electoral history of Wandsworth and Battersea	17
Summary of borough elections 1900-2026	23
Ward profiles	25
Ward visual histories	153
Abbreviations used in results	159
Map of wards: 1900-1949	161
1900 results: Thursday 1st November	**163**
1903 results: Sunday 1st November	**170**
1906 results: Thursday 1st November	**179**
1909 results: Monday 1st November	**189**
1912 results: Friday 1st November	**197**
1919 results: Saturday 1st November	**205**
1922 results: Wednesday 1st November	**213**
1925 results: Sunday 1st November	**221**
1928 results: Thursday 1st November	**229**
1931 results: Sunday 1st November	**237**
1934 results: Thursday 1st November	**247**
1937 results: Monday 1st November	**255**
1945 results: Thursday 1 November	**263**
The boundary review of 1949	273
1949 results: Thursday 12th May	**275**
1953 results: Sunday 10th May	**285**
1956 results: Thursday 10th May	**295**
1959 results: Thursday 7th May	**305**
1962 results: Thursday 10th May	**315**
The amalgamation of the boroughs and the boundary review of 1964	328
1964 results: Thursday 7th May	**331**
1968 results: Thursday 9th May	**342**
1971 results: Thursday 13th May	**353**
1974 results: Thursday 4th May	**363**
The boundary review of 1978	374
1978 results: Thursday 4th May	**377**
1982 results: Thursday 6th May	**388**
1986 results: Thursday 8th May	**400**
1990 results: Thursday 3rd May	**413**
1994 results: Thursday 5th May	**431**
1998 results: Thursday 7th May	**442**

Contents - continued

The boundary review of 2002	454
2002 results: Thursday 2nd May	**457**
2006 results: Thursday 4th May	**468**
2010 results: Thursday 6th May	**482**
2014 results: Thursday 22nd May	**491**
2018 results: Thursday 3rd May	**503**
The boundary review of 2022	517
2022 results: Thursday 5th May	**519**
2026 results: Thursday 7th May	**535**
Rollcall of councillors	545
Longest serving councillors	572
Mayors of Wandsworth and the preceding boroughs	573
Leaders of the Council and Opposition	576
MPs for Wandsworth constituencies	577
LCC, GLC and ILEA councillors	578
Councillors who became MPs	582
Candidates who became MPs	583
Summary of by-elections	584
Ward electorates and turnout	585
Index of candidates	589

Before the boroughs

In the beginning there was chaos. And, for a considerable time afterwards - it could be argued until today, really - chaos continued.

In 1674 London's population was around a half million. It was well over seven million by 1913 - and most of the boom came in the nineteenth century when industrialisation and empire made London the hub of vast wealth and epic squalor.

London grew so rapidly that a seemingly contradictory problem of a lack of governance combined with a mesh and mish-mash of commissions, ecclesiastical entities, royal charters, the corrosive self-interest of the City of London Corporation and so much more besides meant Londoners were sinking beneath problems the capital was simply incapable of fixing. It was a system of custom, convention and duty - but it failed to do its duty to the challenges of London on its path to becoming a world class city.

Who governed London?

The flippant answer would be nobody, at least until the mid 1800s - and even then "governance" would grossly overstate what passed as administration of the capital.

London was overseen by - or smothered beneath - 250 acts of law, administered by 300 different bodies which were enforced (or not) by around 10,500 commissioners. Compare those 10,500 largely unelected worthies with the 1,832 councillors elected in 2018 to administer a capital millions larger, and overseeing far more widespread, more complex services.

There was no overarching body governing London. And here it should be clarified that by London, I do not mean Greater London as we currently understand it, stretching from Uxbridge to Upminster and Cockfosters to Coulsdon. At the start of the nineteenth century there was almost no such construct as "London": the bulk of the capital - north of the Thames, west of the Lea - was part of Middlesex and the south was within Surrey.

There was, very loosely a Surrey County Council, but in the main the county was responsible for the administration of law, via Quarter Sessions. The county was divided into Hundreds, of which Wandsworth's Hundred was Brixton. The Brixton Hundred stretched from Kew to Deptford. Much of Surrey lived in the Brixton Hundred so, in turn, it was divided into two administrative sections. The Western division of 7,699 acres had a population of 9,552 comprising Barnes, Battersea, Merton, Mortlake, Putney, Tooting Graveney, Wandsworth and Wimbledon.

The Hundred Quarter Sessions were presided over by Justices of the Peace whose powers were, essentially undefined and so largely open to their own interpretation. These Quarter Sessions were the municipal government of the county: they dealt with all manner of subjects now the responsibility of London's boroughs and, loosely, therefore Justices of the Peace were councillors - except that the administration was by court rather than council and committee meetings. The Quarter Sessions dealt only with what we would now call civil law; the central criminal court at the Old Bailey was responsible for administering justice to law breakers.

Nonetheless, JPs were still responsible for enforcing the peace, ensuring the administration of the Poor Law, maintaining bridges and highways, the Labour Code and the regulation of production and distribution.

Because the Justices were failing in these fairly critical areas of administration, parishes more activist in nature, or perhaps just more beset by the consequences of the failures of the "higher-ups" began agitating, applying directly to parliament for charters enabling them to, for example, establish night watches - which in turn became parish constabularies, long before Robert Peel established the Metropolitan Police.

The parishes were the second string in the historical bow of local administration, just as district councils are now the lower tier of local government in much of England beyond the cities and conurbations. Each parish - the parish of Wandsworth covering the entirety of what is still Wandsworth but also the western side of Lambeth - had a vestry, administered by vestrymen and typically presided over by the parish priest. As the area's population soared, vestries were established for Battersea, Tooting Graveney and Putney, as well as on the Lambeth side.

These vestries emerged more through convention and custom than by legislation - and their duties primarily concerned the administration of the Poor Laws: the Acts of Parliament that provided for those who had fallen on woefully hard times, long before there was a welfare state.

The vestries ran into difficulties at the turn of the nineteenth century - roughly the same time as the Hundred of Brixton did - though for quite different reasons.

The Hundred of Brixton in the County of Surrey

Whereas the Hundred was failing because it simply couldn't cope with the demands of a rapidly growing city, the Poor Law had effectively bankrupted most vestries because the Napoleonic Wars had produced wave after wave of unemployed and disabled soldiers.

This, in addition to the needs of the longer-term poor, overwhelmed the very limited provision vestries were able, or willing, to provide. Remember that vestries (and therefore ratepayers) had to raise their own funds for the poor and fiscal prudence was, to put it mildly, a preoccupation amongst those who were tithed to fund it.

One of the many nineteenth century steps along the road towards democratic local government in London was to strip the vestries of their poor law responsibilities (leaving them with remarkably little to actually do) and create two new bodies responsible for the most disadvantaged: elected Poor Law Guardians and Poor Law Unions - clusters of parishes that combined to run workhouse.

Whether these new bodies were any more effective than the vestry at administering the Poor Law is not the point: what is significant is that government was at last beginning to sort out the cobbled-together mess and actually legislating to create bodies with defined roles and responsibilities. In so doing, the church was at last - slowly - being excised from its role as the principal provider of grassroots local government.

Even so, vestries were not abolished until 1900 and Poor Law Guardians until 1929.

In any event, the Dickensian portrayal of a Workhouse as a uniformly brutal, oppressive and terrifying means of subjugating children is a little wide of the mark. Without wishing to imply that these institutions were a vaguely appropriate way to provide for the poorest, the workhouses were often the last refuge for the destitute to receive medical attention and food. It was as benevolent an institution as the powers that be could muster in Victorian England.

As well as the Hundred and the Vestry there were other bodies such as the Westminster Commission of Sewers, responsible for mains sewers throughout London but not secondary or sanitary sewers connecting homes to the mains. Then there were water companies which drew their supplies untreated from an increasingly foul and polluted Thames.

Problems of a rapidly growing capital

Earlier I described how the rapid growth of London led to the breakdown of the Hundreds as the effective provider of municipal governance. What were the critical problems that exposed this incapacity?

The most obvious was the sanitation (or lack thereof) of London; with uncontrolled cesspits instead of underground sewers; raw sewage, industrial and farm waste being dumped straight into the Thames; and those unregulated water companies drawing this same, untreated Thames water for public consumption with little to no treatment to clean it.

These practices would, in and of themselves, have continued unabated were it not for the Great Stink of 1832, which made it impossible for parliamentarians attempting to work in the Thames-side Houses of Commons and Lords to ignore the problems of sewerage in the capital. More significant, though, were the Cholera epidemics that ravaged London in 1831, 1848 and 1853 (with influenza and typhoid outbreaks in between).

Although it took a while to disprove the theory that Cholera was an airborne disease spread by miasma (bad air) and demonstrate a clear link between drinking water contaminated by sewage, this was another critical - arguably necessary - step towards serious, defined and powerful municipal governance. After all, a miasma, floating around nebulously would be impossible to tackle.

But if these terrible diseases were caused by bad water, and that bad water was in turn created by human unsanitary practices - well, that was something humans could fix if they organised themselves. The breakthrough in identifying the cause led to a Royal Commission led by Edwin Chadwick, who would go on to become London's first Commissioner of Sanitation and preside over a Board of Health - he would commission Joseph Bazalgette to build London's revolutionary sewer network.

But, as with the bankruptcy of the vestries leading to the creation of Poor Law Guardians, this was a piecemeal response to a specific problem rather than a thought-

The original vestries

1. Bermondsey
2. Bethnal Green
3. City of London
4. Clerkenwell
5. Holborn
6. Limehouse
7. Mile End Old Town
8. Newington
9. Rotherhithe
10. St George Hanover Square
11. St George in the East
12. St Giles
13. St Luke
14. St Martin the Fields
15. St Olave
16. St Saviours
17. Shoreditch
18. Southwark St George the Martyr
19. Strand
20. Westminster
21. Westminster St James
22. Whitechapel

through, comprehensive plan for London. It is an unfortunate feature of London's history that it has never benefited from a thought-through, comprehensive and fully-implemented plan. Even Abercrombie's Greater London Plan of 1944 was never completed - some might say thankfully given the post-war obsession of brutalist architecture and prioritising motorways over pedestrians.

The second reality of the growing city the middle and upper classes could avoid - even those with escapist villas in rural Putney, Wimbledon and Ealing was the state of the place. The lack of pavements, the unsurfaced roads; the potholes their carriages couldn't avoid; the state of their dresses and suits from the unavoidable filth outside after stepping out in the rain. The destitute, the vagrants and the beggars were easier to ignore but not to hide.

But the third driver of change - the decisive one - was political. The Tory Party had been in government pretty much from 1774 to 1830 with very brief Whig Party interludes, from William Pitt the Younger through Spencer Perceval, the Earl of Liverpool, George Canning and the Duke of Wellington.

The Tories of course were not blind to the rapid expansion of London and the problems accompanying it. But a mixture of indifference and division over how best to respond (perhaps, too, an appreciation of how daunting a task unravelling the mesh of bureaucracy would be) somewhat paralysed them. But then again these were conservatives: they believed in preserving the status quo, not upending the applecart.

The failure of government to act decisively led to shocking inequality, terrible abuse of the poorest, a wretched physical environment, rampant corruption and, inevitably therefore, a political backlash from the London electorate that, once manifest, led to rapid change.

When in 1846 Tory Prime Minister Robert Peel forced the repeal of the Corn Laws through parliament he split his party. While the Corn Laws had no direct relevance to London government (they were essentially measures within an agriculture bill principally affecting Ireland) they were indirectly significant for two reasons.

First, the Tory Party split that these laws caused enabled a lengthy period of Whig-Liberal government far more sympathetic to reform, and with the political strength and longevity to deliver it.

Second, the Anti-Corn Law League that campaigned so effectively against Peel's policy was arguably Britain's first mass protest movement - certainly one of the most effective. Citizens, many of whom had been emancipated in the Great Reform Act of 1832, were finding their voice, and finding how to use it effectively. Protest was better organised and more confident despite disasters like the Great Chartist Demonstration of 1848. The new voters began to use their franchise to press for change.

So from the late 1840s London gradually became a largely Liberal city because the Liberals were seen as the party to radically improve conditions and overwhelm the vested interests blocking change.

Yet despite their commanding majorities in the House of Commons, the Liberals didn't find it easy to introduce comprehensive reform of London. The principal reason for this was not the Tory opposition in parliament - it was Tory opposition from the City of London.

To attempt to neuter The City, the Liberals established a Royal Commission in 1853. Royal Commissions would become a favoured tool of successive governments to attempt to reform London: there were similar inquiries in 1893, 1921 (the Ullswater Commission), and 1957 (the Herbert Commission). The first Royal Commission on the Corporation made thirty two recommendations, almost none of which were implemented, with most of the handful that were being minor.

One that was of great significance was the establishment a Metropolitan Board of Works, though its jurisdiction did not extend to the City. The Corporation agreed to contribute to the Metropolitan Board without representation upon it, as well as to attend to certain structures and highways beyond its borders: the maintenance of Tower Bridge for example.

To the extent that this first Royal Commission did not see its proposed reforms of the City adopted it was a failure. To the extent it laid the foundations for the establishment of the Metropolitan Board of Works - the forerunner of the London County Council - it was a significant step towards municipal governance of London.

The Metropolitan Board of Works

The Metropolitan Board, and local boards of works that finished off the vestries - at least in so far as their already pared-back role as providers of local government services (they still existed as ecumenical bodies) was established in 1855.

This was a flawed but important body: aside from building London's sewer system and the Westminster Embankment, locally it it built the Wandsworth

Dated this 17th day of July, 1894.

Sealed by Order,
H. De la Hooke,
Clerk of the Council.

L. S.

London County Council.

To the Vestry of the Parish of Wandsworth, and all whom it may concern.

WHEREAS by the Metropolis Management Amendment Act, 1862, section 41, it is enacted that, when at any time, upon any account taken of the population by the authority of Parliament any of the parishes within the Metropolis not now divided into wards for the purpose of electing vestrymen shall be found to contain more than two thousand rated householders, it shall be lawful for the Metropolitan Board of Works, upon the application in writing of the vestry, or of not less than five hundred rated householders of the parish, to divide such parish into wards, and to determine and set out the number, extent, limits and boundary lines of such wards, but so nevertheless that no ward shall contain less than five hundred rated householders, and that the whole number of wards shall not exceed eight, and the Metropolitan Board shall apportion among the several wards the number of vestrymen to be elected for such parish, and shall in assigning the number of vestrymen to each ward have regard, as far as in their judgment is practicable, as well to the number of persons rated to the relief of the poor in each ward, as to the aggregate amount of the sums at which all such persons are rated, and the number of vestrymen assigned to each ward shall be a number divisible by three.

And whereas the parish of Wandsworth is within the limits of the Metropolis as defined by the Metropolis Management Act, 1855, and is one of the parishes in Part 1 of Schedule B of that Act, and was not at the passing of the Metropolis Management Amendment Act, 1862, divided into wards.

And whereas the powers, duties, and liabilities of the Metropolitan Board of Works were transferred to the London County Council by the Local Government Act. 1888.

And whereas application has been made by the Vestry of the parish of Wandsworth, to us, the London County Council, to divide the said parish into wards, pursuant to the provisions of the said 41st section of the Metropolis Management Amendment Act, 1862.

And whereas it appears from the last account taken of the population by the Authority of Parliament that the said parish contains seven thousand four hundred and eighty rated householders.

And whereas it appears from the rate books of the said parish prepared in the year one thousand eight hundred and ninety-three that the ratable annual value of property in the said parish was two hundred and seventy-six thousand nine hundred and thirteen pounds.

Now the London County Council having considered the said application, and having ascertained from the said last account taken of the population by the authority of Parliament as contained in the census return for the year one thousand eight hundred and ninety-one that the number of rated householders for the parish of Wandsworth was then seven thousand four hundred and eighty, and having taken into consideration the number of persons rated to the relief of the poor in the said parish, and the aggregate amount of the sums at which all such persons are rated as shown by the said rate books of the parish for one thousand eight hundred and ninety-three, and all the circumstances connected with such application, doth hereby order that the said parish of Wandsworth be divided into six wards, to be distinguished by the names mentioned in the first column of the schedule hereunder written; that the extent, limits and boundary lines of such wards shall be those described in the second column of the said schedule, and that the number of vestrymen to be elected for each of the said wards shall be the number mentioned in the third column of the said schedule.

The SCHEDULE above referred to.

Column 1. Names distinguishing Wards.	Column 2. Extent, Limits, and Boundary Lines of Wards.	Column 3. Number of Vestrymen to be elected in Wards.
	Parish of Wandsworth.	
Southfield ...	Comprising all that part of the parish of Wandsworth bounded on the west by the parish boundary from the south-western corner of the parish to Kingston-road; on the north by a line drawn along the centre of Kingston-road from the parish boundary on the west to West-hill, along the centre of West-hill and High-street to the river Wandle; on the east by the river Wandle from High-street to the parish boundary on the south; on the south by the parish boundary from the river Wandle to the south-western corner of the parish	21
Northfield ...	Comprising all that part of the parish of Wandsworth bounded on the west and north by the parish boundary from Kingston-road to the river Wandle; on the east by the river Wandle from the parish boundary in the river Thames to High-street; on the south by a line drawn along the centre of High-street from the river Wandle to West-hill, and along the centre of West-hill and Kingston-road to the parish boundary	15
Fairfield ...	Comprising all that part of the parish of Wandsworth bounded on the west by the river Wandle from High-street to the parish boundary in the river Thames; on the north and east by the parish boundary from the river Wandle to St. John's-hill; on the south by a line drawn along the centre of St. John's-hill from the parish boundary to East-hill, thence along the centre of East-hill and High-street to the river Wandle...	24
Heathfield ...	Comprising all that part of the parish of Wandsworth bounded on the west by the river Wandle from a point opposite Allfarthing-lane to High-street; on the north by a line drawn along the centre of High-street from the river Wandle to East-hill, along the centre of East-hill and St. John's-hill to the parish boundary, and thence by the parish boundary to the London and South Western Railway; on the east by the London and South Western Railway from the parish boundary on the east to Heathfield-road; on the south by a line drawn along the centre of Heathfield-road from the London and South Western Railway to Allfarthing-lane, along the centre of Allfarthing-lane from Heathfield-road to Garratt-lane, and thence by a line in continuation of Allfarthing-lane to the river Wandle	15
Earlsfield ...	Comprising all that part of the parish of Wandsworth bounded on the west by the parish boundary from the London and South Western Railway to the river Wandle, and thence by the river Wandle to a point opposite Allfarthing-lane; on the north by a line drawn from a point to the river Wandle opposite Allfarthing-lane to and along the centre of Allfarthing-lane as far as Heathfield-road, and along the centre of Heathfield-road to the London and South Western Railway; on the south-east by the London and South Western Railway from Heathfield-road to the parish boundary on the south	15
Springfield ...	Comprising all that part of the parish of Wandsworth bounded on the west by the parish boundary from the southernmost point of the parish to the London and South Western Railway; on the north-west by the London and South Western Railway from the parish boundary on the south to the parish boundary on the east; on the east and south by the parish boundary from the London and South Western Railway to the southernmost point of the parish	18
		108

Dated this 31st day of July, 1894.

Sealed by Order,
H. De la Hooke,
Clerk of the Council.

L. S.

aqueduct, acquired Wandsworth Common for the public, assumed responsibility for the management of Battersea Park after it was built and created Waterman's Green on the Putney Embankment. It built a stone Putney Bridge in place of the wooden Fulham Bridge.

If the Liberal governments of Earl Russell, Viscount Palmerston and William Gladstone had hoped that the Act to Manage the Metropolis of 1855 would be the answer to London's problems, they were to be disappointed.

The Liberals remained intent on reforming the City of London despite, or because of, the failure of the 1853 Commission. In the absence of such reforms, they added to the responsibilities of the Metropolitan Board of Works, consolidating and incorporating the London Fire Brigade in 1866, regulating slaughterhouses (alongside household sanitation, slaughter-houses and piggeries were hotbeds of disease in London) in 1874 and providing improved dwellings for artisans and labourers in 1875. This was the first tentative expansion of the state into the provision of housing for the poor - the defining policy priority of the 20th century in London.

Without question the Metropolitan Board of Works began fixing London's infrastructure largely effectively, but its fundamental flaw was not its lack of ambition but that it was a body ripe for corruption from the outset. It was appointed rather than elected and with those expressing most keen an interest in being appointed to it being those seeking contracts from the new body. It held its meetings in secret. Scandal inevitably ensued.

A new political battlefield was also emerging - important because it affected the perception of the political parties for the first twenty years following the creation of the boroughs: centralism versus localism.

You might assume that the Conservatives were the party of centralised power and the Liberals the party of devolution given where these parties have tended to stand in more recent times. The reverse was actually true, principally because the Liberal Government was immensely proud of the Metropolitan Board of Works and viewed with intense suspicion any attempts to endow rival institutions with any level of power that may challenge it.

That Liberal opposition to giving the vestries any power sustained right the way through to the establishment of the boroughs: indeed, the only way the Conservatives got any Liberal support for establishing the boroughs was by asserting that they were the vestries in all but name.

Opposition to localism and devolution to neighbourhoods was an epic political misjudgement by the Liberals. Coupled to voter fatigue of the party's long period in government and the emergence of the Labour Party, it led to their rapid ejection from power at all levels just as the goal they had originally championed: the democratic enfranchisement of London, was achieved.

But we run ahead of ourselves somewhat. The Liberal government did appreciate that the Metropolitan Board of Works needed further reform but the expenditure of effort attempting to reform the City of London, a fading Gladstone administration and that aforementioned resistance to decentralising power from the Municipal Board meant that further reform stalled.

The London County Council

At this point the Conservatives became the champions of progress in London, initially not from within their own ranks directly but through the emergence of the Metropolitan Municipal Reform Association - a right of centre grassroots pressure group. Their lobbying and campaigning led to the Salisbury Conservative government legislating the Local Government Act of 1888.

This established the County of London with Fulham at its western extent. The act also re-established the vestries as the lower tier of municipal government in London. Hammersmith, which had been agitating to break away from Fulham, got its wish - the new vestries were not quite in the same form as the old.

The LCC covered what is now regarded as inner London: from Hammersmith and Fulham in the west; Highgate, Archway and Stoke Newington in the north; the river Lea and Woolwich in the east; and Sydenham, Dulwich, Streatham, Tooting and Putney in the south.

The intention of the Conservatives was always to reform the vestries at the same time as morphing the MBW into the LCC - it didn't happen because of that Liberal antagonism towards any body that might threaten the legitimacy of the central London-wide authority.

The first election of the London County Council took place in January 1889. Although the hope of Lord Roseberry, appointed the first chairman of the council, was that its members would not divide along party lines, two groupings quickly emerged.

"Moderates" was the title taken by its Conservative members; "Progressives" described the fairly broad tent of Liberals and radicals. The Trade Unions were

beginning to agitate for a true party of the working class but the formation of the Independent Labour Party was still four years off.

That protracted battle for the hearts and votes of the working classes would destroy the Progressive Party in London and, whilst the two parties of the left fought over the same voters, they enabled a long period of Moderate-Municipal Reform administration of London - something discussed more in the following chapter.

Result of the first election to the London County Council, 1889 (two county councillors elected per division)

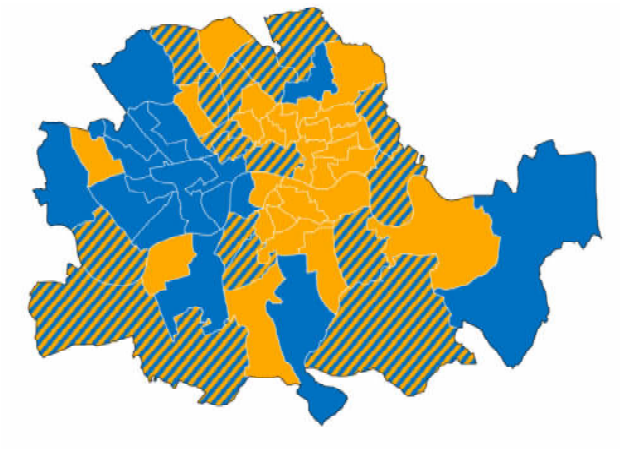

blue: Moderate (Conservative), orange: Progressive (Liberal)

Fin de siècle London was very much a Liberal city, though they were very much stronger in East London than the west. Nonetheless, in the inaugural LCC election, Wandsworth elected a Progressive County Councillor: Willoughby Dickinson, alongside a Moderate: George Longstaff (after whom the Longstaff Estate, Longstaff Crescent and Longstaff Road are named). Battersea elected two Progressives: future Liberal cabinet minister John Burns and James Tims. The Clapham division included what is now the Northcote and Lavender wards, being an affluent division, elected two Moderates: Thomas Lorimer Corbett and the rather unfortunately named Arthur Rotton.

London-wide, the Progressives ran County Hall for the next eighteen years - and this in another major reason why the Liberals were reluctant to pursue any meaningful further devolution to the vestries: it would represent a diminution inf their power. They were proud of the LCC - their creation, even if it had needed the Conservatives to enact the legislation setting it up. It was simply not in their partisan interest to give power away.

The partisan argument was, of course, the exact reverse for the Conservatives. Overhauling the vestries and giving them much more significant power would at least give them representation, if not power, in parts of London where they were powerless at county level.

In 1895 the Liberals returned to power nationally, initially under Gladstone (again) but soon thereafter Lord Rosebury. Their attempts to further modernise London's government again foundered over their attempts to reform the City of London; again through a Royal Commission with a tighter remit to amalgamate the city and county of London. Rosebury, who prior to becoming Prime Minister had been the first leader of the London County Council in 1887 championed amalgamation:

"The present arrangement by which a comparatively small district in the centre of London is detached from London and held aloof cannot be maintained. The object of parliament and of reformers must be that the city should be united with London as soon as possible and with as little friction as possible. Of all London reforms I lay infinitely the most stress on this, because each can supply what the other lacks, because so many reforms are contingent on it, and because you cannot have a complete municipality without it."

This second Royal Commission recommended what the Liberal Government wanted but failed because in 1895 the Conservatives returned to power and binned the plans. The Liberals had failed for a third time to reform the City and were entirely uninterested in reforming the vestries. In contrast the re-elected Conservatives were entirely uninterested in reforming the City but were very interested in reforming the largely ineffective, woefully inefficient, unwieldy and oftentimes corrupt vestries.

Which is exactly what they did.

The vestries

The re-establishment of vestries as providers of limited local services was an example of the ridiculous in place of the sublime. They were to a degree democratic in that vestrymen would be elected, but with a hugely limited franchise.

The vestries were not successful in the least because they had far too many members to be effective. The egos of vestrymen far outstripped any notion of efficient work; vestry meetings lasted for hours and accomplished little. The vestries carried out some modernisation such as the laying of wooden pavements, some limited town planning as local neighbourhoods developed and expanded, and some very limited sanitation inspections. But both local vestries became renowned for their profligacy, as the West London Observer article following this introduction reports.

METROPOLITAN BOARD OF WORKS.

AT a Meeting of the Board, at their Office, Spring-gardens, this twenty-first day of February, one thousand eight hundred and seventy-three, amongst the Orders is as follows :—

Whereas, by the Metropolis Management Amendment Act, 1862, it is enacted that when at any time, upon any account taken of the population by the authority of Parliament, any of the parishes within the metropolis not then divided into wards, for the purpose of electing vestrymen, should be found to contain more than two thousand rated householders, it should be lawful for the Metropolitan Board of Works, upon the application, in writing, of the Vestry, or of not less than five hundred rated householders of the parish, to divide such parish into wards, and to determine and set out the number, extent, limits, and boundary lines of such wards, but so, nevertheless, that the whole number of wards shall not exceed eight; and the Metropolitan Board should apportion among the several wards the number of vestrymen to be elected for such parish, and should, in assigning the number of vestrymen to each ward, have regard, as far as in their judgment was practicable, as well to the number of persons rated to the relief of the poor in each ward, as to the aggregate amount of the sums at which all such persons are rated, and the number of vestrymen assigned to each ward should be a number divisible by three: And whereas the Vestry of the parish of Saint Mary, Battersea, has recently applied to us, the Metropolitan Board of Works, in writing, stating that the parish of Battersea is comprised within the limits of the Metropolis Local Management Act, and is one of the parishes in the Wandsworth District, in Schedule B of that Act, that at the time of the passing of the same Act the number of the rated householders in the parish of Battersea was less than two thousand, and consequently that the parish was not divided into wards, and that the number of rated householders had increased very considerably beyond two thousand, and the said Vestry therefore prayed that we, the Metropolitan Board of Works, would be pleased to take steps, in pursuance of the powers vested in the Board by the Metropolis Local Management Amendment Act, 1862, section 41, to divide the parish into wards, and to apportion among the several wards the number of vestrymen in each ward: Now, the Metropolitan Board of Works, having ascertained, by the account of the population taken by authority of Parliament, as contained in the Census Return for the year one thousand eight hundred and seventy-one, that the number of rated householders for the parish of Battersea is four thousand nine hundred and forty-five, and having taken into consideration the number of persons rated to the relief of the poor in the same parish, and the aggregate amount of the rating, and all the circumstances connected with such application, doth hereby order that the said parish of Battersea be divided into four wards, to be distinguished by the numbers mentioned in the first column of the schedule hereto. And we do hereby set out the extent, limits, and boundary lines of the said wards, as the same are described in the second column of the schedule hereto, in conjunction with the numbers distinguishing such wards respectively, and having regard as well to the number of persons rated to the relief of the poor in each ward as to the aggregate amount of the sums at which all such persons are rated, do hereby apportion the number of vestrymen to be elected for the said parish among the said wards, according to the respective numbers mentioned in the third column of the schedule hereto, in conjunction with such wards respectively.

The SCHEDULE above referred to.

COLUMN I. Numbers distinguishing Wards.	COLUMN II. Extent, Limits, and Boundary Lines of Wards.	COLUMN III. Number of Vestrymen to be elected in Wards.
One	All that portion of the parish of Battersea comprised within a line from the River Thames, at the eastern boundary of the parish, extending westward to the Chelsea Suspension Bridge, and southward to the extremity of the parish in the Queen's-road	18
Two	All that portion of the parish lying between the Chelsea Suspension and Battersea Bridges, as far as the eastern side of the Bridge-road, and comprised between the River Thames on the north and the centre of the Wandsworth-road on the south, and between the centre of the Falcon-road on the west and the Queen's-road on the east	21
Three	All that portion of the parish between the River Thames on the north and the South-Western Railway on the south, and from the west side of Bridge-road to the western boundary of the parish	21
Four	All that portion of the parish lying south of the South-Western Railway and the centre of the Wandsworth-road, from Falcon-road to the western and southern boundaries of the parish, and including Wandsworth and Clapham Commons	12

Dated this 21st day of February, 1873.

Sealed, by Order.

L. S.

J. Wakefield, Clerk of the Board.

No. 23952. B

The Municipal Reform Association was organising in favour of Conservative-Moderate candidates with the aim of pressing Lord Salisbury's Conservative government to enact legislation creating elected municipalities.

On 1st March 1899 Arthur Balfour, the Leader of the House of Commons, introduced the London Government Bill, which created twenty nine Metropolitan Borough Councils within the county of London. As A.D. Harvey wrote in History Today in 2009:

"All the rhetoric of the Progressives on the London County Council about being the municipality of London, simply ignored the civic pride and community-consciousness of the municipal activists who were actually responsible for the greater part of local government affairs in the metropolis."

And, while the Conservatives played down the reform of vestries into boroughs to attempt to limit Liberal Party opposition to the plans, what the 1899 London Government Act did was to bestow far more prestige on the municipalities: mayors with chains of office, councillors with robes of office, grand town halls in place (in some cases) of rented out halls for meetings, or cramped vestry rooms; coats of arms and maces in which were vested the authority of the councils to make decisions.

The boroughs also provoked great pride in the areas they served - far more so than the vestries had - or indeed the current larger London Boroughs ever have.

So, with the Progressives in control of the LCC but the Moderates organising themselves as champions of the municipalities, the first election to the twenty nine new Metropolitan boroughs was set for Thursday 1st November 1900. On that day the story of the boroughs of Wandsworth and Battersea began.

The London Metropolitan Boroughs 1900

The Electoral History of Wandsworth

Wandsworth is a unique local authority because of its politics. A radical and controversial Labour administration was swept away in 1978 by a radical and controversial Conservative administration: one that exercised forty-four years of unbroken contol over the borough. That era of Conservative control ended in 2022 partly due to the deep unpopularity of the Conservative government in London.

The causes of that unpopularity were Brexit, the mistakes of a succession of Conservative Prime Ministers and, ironically, the mass building of private housing that created thousands of new, young leaseholders and renters. The Conservative intent was to build Labour out of power permanently. The reality was that these squeezed cost-of-living professionals turned against a Conservative Party they felt had rigged the economy against them in favour of pensioners.

In fact the types of voters moving into the high-rise apartment blocks thrown up mainly across Battersea and Wandsworth Town, but also in parts of Putney and Tooting were disengaged, ineligible to vote, or inclined to Labour because of their struggles paying sky-high rents and other cost of living travails. The Conservatives held onto much of the super-affluent, long-resident home-owning elite in the borough, but even here plenty leaned small-l liberal and wanted a change of administration, dismayed at the limited services a very low council tax afforded.

Both parties have transformed Wandsworth: Labour by building huge council estates; the Conservatives by selling them off and, more recently, overseeing the building of equally vast private estates.

Most profiles of London boroughs understandably begin in 1964: the first elections to today's 32 councils. If we start then Wandsworth is a heavily Labour borough that swung rapidly away from the party and is only now back towards an even split. But history didn't begin in 1964: it misses out exactly 65 years of electoral politics. Wandsworth did not start out Labour: Battersea was Progressive, or Liberal; largely unsettled and undeveloped Wandsworth was staunchly Moderate and then Municipal Reform - Conservative.

Labour didn't even win seats in either borough until 1919: the seismic election following the end of the First World War that demanded change for the impoverished soldiers who had sacrificed so much for their country. That was also the election when the franchise was extended to all women (some women had a vote in local but not general elections until then) and the electorate virtually doubled overnight.

Labour instantly replaced the Progressives in Battersea: that party didn't even contest any seats there in 1919: it just vanished from the political scene for several elections. Progress for Labour in Wandsworth was much slower. While Labour swept 41 out of 54 seats in Battersea, they won just seven in Wandsworth: five in Springfield and two in Tooting. There were elections in the 1920s and early 1930s when Municipal Reform won every seat in Wandsworth - it wasn't until the landslide year of 1945 (again the first elections after a world war) that they were strong enough to win a majority.

This history focuses on how the Conservatives shaped Wandsworth in their forty years of control. There is a context, after all, as to why still fairly working class Wandsworth went Conservative and stayed so long that way; and why the particular brand of Conservatism manifested in the way it did here and proved almost impossible to replicate elsewhere. In short, there is something unique about Wandsworth's electoral politics. This borough shaped these particular Conservatives every bit as much as these Conservatives shaped the borough.

The changes wrought by the Conservatives produced a very stable, very loyal Tory vote until their rapid slump in the 2010s. Labour, in contrast, had an incredibly eratic and unreliable vote: a vote far more inclined to turn out for it in general elections than local elections. During the years Labour was in power nationally between 1997 and 2010 there were vast swings from general election polling day in one year to council election polling day in the next.

	Swing
1992 general to 1994 council	2.1% Lab to Con
1997 general to 1998 council	16.2% Lab to Con
2001 general to 2002 council	18.7% Lab to Con
2005 general to 2006 council	15.4% Lab to Con
2010 general and 2010 council	5.3% Lab to Con

How Wandsworth voters swung between parties in general and council elections from 1986 to 2015

In the 2001 General Election, sampling indicated that Labour polled more votes than the Conservatives in 18 of Wandsworth's 20 wards. Less than one year later they managed to hold just three wards outright. Twelve (still a majority) in the 2005 General Election but only two in 2006. Putney returned a Labour MP from 1997 to 2005 yet not a single Labour councillor was elected in Putney from 1994 to 2010. Between 1998 and 2005, Putney

was the only Labour-held constituency without any Labour councillors.

Do not for a minute mistake this as Labour general election voters switching to the Conservatives at local elections: there are such switchers but they account for a tiny share. Far more of a factor has been Labour general election voters simply not bothering to turn out for council elections and, where they do, switching to vote for parties that might have been seen - at least during their years in government - to Labour's left: the Lib Dems and Greens.

	Conservatives		Labour	
1964	29,788	37.7	41,464	52.4
1968	42,996	58.7	25,244	34.5
1971	33,359	37.8	52,905	59.9
1974	27,567	37.3	37,439	50.7
1978	44,090	49.8	36,510	41.2
1982	37,830	41.8	34,571	38.2
1986	43,151	42.7	44,379	43.9
1990	56,458	50.7	41,898	37.7
1994	47,580	49.1	37,799	39.0
1998	40,324	51.9	27,753	35.7
2002	32,553	48.6	20,994	31.3
2006	41,617	51.0	19,744	24.2
2010	69,737	45.7	44,289	29.0
2014	38,961	39.8	31,547	32.3
2018	42,054	38.4	42,649	38.7
2022	35,529	35.1	44,118	42.1
2026	35,948	29.9	38,570	32.1

Party votes and vote share for each council election since 1964. The Conservative era is shaded

This is why Labour remained out of contention even in a year, like 2014, where a Conservative share of just 40% would have kept them in opposition in the 1970s.

Another critical ingredient in modern day Wandsworth politics has been a trend away from a two-party system. That has not been reflected on the council, where there has only been one Liberal Alliance councillor and one Independent elected in the modern era. But in 2026 38% of those who voted supported other parties. That proportion has been significantly higher at every election of this millennium than it was in any 20th century contest.

Because Reform UK is weak in Wandsworth, this fragmentation of the vote has tended to hurt Labour more than the Conservatives. Labour has lost more votes to the Greens and, on occasion, the Liberal Democrats, than the Conservatives risk losing to the populists to their right.

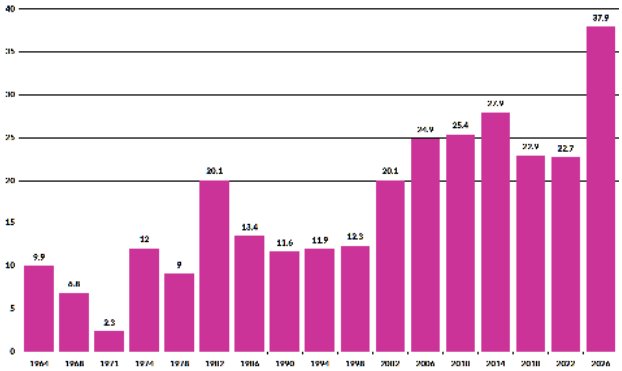

The growth in support for the minor parties in Wandsworth council elections (figures include Liberal Democrats)

Demographics stopped being a one-way street benefiting the Conservatives after the party returned to government in 2010. As Wandsworth has become a younger borough it has also become a more transient one; one with large and growing numbers of European, Antipodean and South African residents and students; those with far weaker party loyalty and an even weaker commitment to voting.

But after thirteen years of Conservative government - and more specifically the second half of those years following the EU referendum in 2016, their votes swung firmly against the Conservatives - mostly to Labour.

Whereas in the 1970s and 1980s long-term residents tended to be Labour voters and it was Conservatives chasing the new, upwardly-mobile incomers, today it is the old-timers who are more likely to be Conservatives. Recent arrivals may not be Labour: they're most likely to be not interested. Plus: long-term, white British residents have moved out of Wandsworth (and London) in droves. This is something we look more at in specific ward profiles that follow this introduction but, having defied gravity for years, Wandsworth is now part of the same "white flight" phenomenon that turned once safely Tory outer London boroughs like Croydon, Redbridge and Merton Labour.

Surging house prices may have made Wandsworth a magnet for Conservative-voting middle classes in the 1970s, 1980s and 1990s but those prices are now so high that today they act as a barrier to home ownership. Private renting is now the growth tenure in Wandsworth; another marker of transience and a huge political issue for those who are both desperate to get a foot on the housing ladder and devoting ever larger proportions of their disposable income on rent.

But there is no question that Wandsworth today is an almost unrecognisable borough to the one that was reforged in the London local government reorganisation of 1964.

Then, for example, most of Roehampton was a brand new community: the Alton estate having been completed in 1959. Much of central Wandsworth and Battersea was dominated by heavy industry and, even though Clean Air Acts had begun purging the air of the routine smogs that blighted London, Battersea Power Station and, just over the river, Fulham and Lots Road power stations were operating at full tilt.

Prior to 1990, Wandsworth behaved as London as a whole behaved: it swung to and from the party in government with minimal consideration of the merits, or otherwise, of the councils voters were actually choosing. But in 1990 the pendulum swung the wrong [as in against the national trend] way. And stuck for twenty years.

Labour won more votes than the Conservatives in Wandsworth in 1986 and should by rights have gained control, as they did in similar Hammersmith & Fulham (helped, without doubt by Labour's Fulham parliamentary by-election win a month earlier).

As John O'Farrell in his book "Things can only get better" remarked: *"If we had won in'86 we would have increased our majorities in '90 and '94 like every other Labour council in the country"* – not quite true, but certainly the case in Hammersmith & Fulham and a lot of other councils regained by Labour in 1986.

1990 was a curious council election. Nationally, Labour was doing very well: the Conservative Government was exceptionally unpopular having introduced the Community Charge (or Poll Tax) just two years earlier. Yet on election night, whilst Labour was hoovering up council seats the length and breadth of the country, in London, or more specifically West London, the Conservatives did remarkably well.

This was not just a Wandsworth phenomenon: across the London Boroughs of Westminster, Wandsworth, Hammersmith & Fulham, Ealing and Hillingdon, Labour lost 59 seats and the Tories gained 70, winning control of Ealing and Hillingdon in the process. For the first time, Wandsworth had bucked the national trend - and done so decisively. Just as Council Tax was proving the undoing of the Conservatives across the UK - and within nine months that of Margaret Thatcher's premiership - in Wandsworth it sealed the demise of Labour.

The 1986 neck-and-neck election result had clearly shaken Wandsworth Conservatives. It gave them the added impetus to implement radical and decisive policies that would alter the political balance of the council in five crucial areas: taxation, housing, the street scene, public relations and planning.

The position of Wandsworth as the flagship Conservative council brought with it substantial favours from the Tory government in the form of sufficient money to reduce Council tax to zero for a year prior to the council elections (in Westminster, the other flagship council, the Tories actually gave tax payers some money back).

Again, it is inaccurate to put the Conservatives' ability to effectively abolish council tax here down solely to government grant They had done a huge amount to reduce the cost of services by privatising provision, focus on core, high visible services and cut or cease providing others; and pay off the capital debt that all London boroughs accrued, principally from decades of council house building. They did that, principally, by using receipts from an accelerating programme of council house sales which, in the 1986 to 1990 term, hit its peak.

The Conservatives had, since 1981, implemented an aggressive housing policy that actively encouraged council tenants to purchase their homes under the "Right to Buy". Council tenants were demographically far stronger Labour supporters than home owners, and throughout the 1980s and 1990s right-to-buyers became the core of a working class Conservative vote that was amongst the most vociferously right-wing in the country. This was partly because the Tories had helped them become home-owners and Labour was pledged to scrap this very policy they had benefited from.

Council term	Wandsworth council homes sold
1978 [1981] -1982	845
1982-1986	5,244
1986-1990	7,884
1990-1994	3,307
1994-1998	1,611
1998-2002	1,971
2002-2006	1,272
2006-2010	316
2010-2014	342

Right to buy sales per council term (the scheme commenced in 1981)

Over the longer term, right to buy became a prime market for corporate landlords who bought up sometimes hundreds of ex-council properties. While the tenants they squeezed into these buy-to-lets were less reliable Tory voters than owner occupiers, they offered Labour little: students, Eastern European migrants and other short-term tenants indifferent to politics. Voter turnout in these ex-council buy-to-lets was and remains negligible.

At the peak of the sell offs during the 1986 to 1990 term the number of council house sales equated to 5.4 properties sold for every single day of that four year period.

It speaks to the popularity of the policy, the vigour with which the Conservatives promoted it but also the sheer amount of council homes that existed in Wandsworth. It also contributes to our appreciation of why the 1990 council election results were so much worse for Labour than 1986. Nearly 8,000 council homes sold; housing maybe 11,000 voters. How many of them would have voted for Labour which was telling them they were wrong to want their own home? Probably not that many.

Wandsworth Conservatives added to this by clearing out entire blocks of council tenants and selling them off to private developers who refurbished them, gated them off, introduced CCTV and controlled entry and filled them with residents with a very different demographic profile. The Falcon Estate (formerly the Livingstone estate) behind Clapham Junction and the St John estate in Vicarage Crescent are the most prominent examples of this policy.

These policies were crucial because they made the Conservatives competitive in areas that low tax alone would not bring them; especially in "council estate wards" in Putney and Battersea.

Gentrification was the third crucial ingredient to Wandsworth's low tax policy - and not just for the partisan benefits it brought for the Conservatives.

All Councils received a central Government grant principally calculated using figures from the last census. Because of this lag between when its needs were last measured and the demographic profile it now had, Wandsworth was nothing like as disadvantaged as its grant suggested. Subsequently, by widening the council tax base by building lots of private new homes, the council further expanded the amount local taxation raised - critical to maintaining low tax levels during an era of significant government grant cuts.

The Council was receiving funding for a scale of service it no longer needed to provide. So grants, spending cuts and demographics were the three key components of the tax strategy.

Next came the street scene. In this, Wandsworth Conservatives were assisted by pretty poor quality services and high rates they inherited from Labour.

Wandsworth services did not have to be the most spectacular ever provided – they just had to be significantly better than the abject level of provision that had gone before; and which next door Lambeth was providing. With a little presentational gloss and by going after every possible service award imaginable the council's public relations department also made services seem better than they were.

Hence the Conservatives were able to reel out leaflet after leaflet, election broadcast upon election broadcast contrasting the dirty streets of Lambeth with the cleaner streets of Wandsworth, the high tax Lambeth people had to fork out compared to zero council tax in Wandsworth; the loony-left projects Lambeth funded compared to the prudent spending on key services in Wandsworth.

This factor cannot be underestimated. It provided residents with a clear choice: not a hypothetical Labour administration versus the current Conservative one, but a real, failing Labour administration next door. And many long-term residents - though dwindling these days - recall Wandsworth's own Labour council with dread. See the Southfields profile for some explanation as to why that is. Unsurprisingly, Wandsworth voters stuck with the devil they knew rather than one they had tangible evidence they didn't want.

There is another reason why the street scene was crucial.

The Conservatives early on identified that most residents, particularly in a borough becoming younger and more middle class, come into contact with very few services provided by the council. Ask a voter what the point of their council is and the most likely answer is "emptying the dustbins" or "sweeping the streets". Everyone uses the pavements and roads, so it's important that they're clean and safe. People like trees in their streets so plant as many as possible. Parks and libraries are visible amenities used by the whole community, so keep them open.

In contrast, a minority benefit from the more intensive services; council housing, care services, even council-run schools. The Conservative strategy has been to prioritise those services that everyone comes into contact with and limit or charge for those which only a small minority benefit from. Somewhat cynical: yes. Effective undoubtably.

Next: presentation. As already discussed few residents use, or are even aware of, most council services. So showing people what a wonderful council Wandsworth is, reporting all the awards Wandsworth has won (awards most councils don't even apply for) doing things most weren't even aware of; showing Conservative councillors responsible for anti-graffiti initiatives or crucial new regeneration schemes matter.

The Council introduced "Brightside", the "corporate" glossy newspaper which served as the Conservative Party's monthly, tax-payer funded news update to the whole borough, delivered to all homes: some 180,000 properties. No political party could counter such constant, self-affirming gloss month in, month out.

There was also PR of a different sort: the kind of councillors Wandsworth presents to the world. The Conservatives put considerable effort into making sure their group - especially after it grew hugely in the 1990s - at least partly reflected the diversity of Wandsworth.

This was not a group stuffed full of middle aged men but one formerly led by a Ugandan Asian, one where Chief Lola Ayonrinde was elected Mayor, where the founder of a support group on one of the borough's most deprived estates was not Labour but a (black, female) Conservative councillor.

	Conservative	Labour	Total
1964	18 (4)	8 (5)	26 (9)
1968	12 (10)	10 (1)	22 (11)
1971	16 (2)	13 (12)	29 (14)
1974	13 (2)	13 (10)	26 (12)
1978	14 (7)	18 (5)	32 (12)
1982	13 (7)	19 (5)	32 (12)
1986	13 (9)	18 (7)	31 (16)
1990	22 (18)	23 (3)	45 (21)
1994	18 (16)	24 (5)	42 (21)
1998	14 (12)	20 (4)	34 (16)
2002	13 (10)	19 (3)	32 (13)
2006	21 (16)	24 (2)	45 (18)
2010	21 (18)	19 (4)	40 (22)
2014	22 (15)	25 (10)	47 (25)
2018	18 (12)	31 (15)	49 (27)
2022	13 (7)	29 (22)	42 (29)
2026	17 (8)	30 (19)	47 (27)

Female candidates (and, in brackets, female councillors) by main party and election year

And last but not least: planning. When the Conservatives won control of Wandsworth in 1978, it was still a heavily industrialised borough; a borough of still functioning wharves and other big sites inland. As these industries moved out of Wandsworth, huge tracts of land became available for redevelopment and Conservative planning policies ensured that the majority were sold off for luxury housing schemes.

The results can be seen most strikingly along the Thames, where high-density riverside apartment blocks now predominate. The vast majority of residents who can afford such dwellings didn't vote Labour, especially if they owned their own apartments, though rising private renting has increased the Labour vote more recently.

It has to be said that the Conservatives benefited from another crucial ingredient: luck.

Had there not been a Conservative Government elected in 1979, much of what the Tories implemented locally could not have been implemented: no right-to-buy, no additional grants. Until the Winter of Discontent in 1978 it was far from assured that Margaret Thatcher would win a general election against the far more popular James Callaghan.

Had a few Labour votes fallen in different wards in 1986 (and in 2026), the Tories would have lost those elections. And whilst Conservative victories since 1990 have been decisive in terms of seats won, their majority in the council chamber is not reflected in the share of the votes: in 2014, for example, 68% of the seats with 40% of the vote. Their vote was distributed more effectively than Labour's - and still is: Labour won more votes not just in 1986 but also 2018 and 2026, yet didn't take power.

As I said at the start of this essay, electoral history did not begin in May 1978 nor 1964. It was as much the radicalism of Labour in the preceding seven years of local governance that drove the equally radical pushback from the right.

There are plenty of "what-ifs" that can be played. What if the Labour administration had been more willing to court the support of residents they regarded as beyond their core vote than forge a radical left-wing path? Would that have meant Conservatives less willing to pursue so aggressively radical a platform in return? As we're seeing with today's politics, a more aggressively left-wing position championed nationally is being met with a more traditionally Conservative position from the opposition. Divisive politics both polarises and magnifies difference.

Councillors like Lister, Beresford and Chope probably could not change their spots if they wanted but when Chope challenged for the leadership in the mid 1970s against Mallam - a more moderate, consensual, old-school Tory, he lost. In other words did Labour radicalism provide the oxygen the "clean sweep" Conservatives needed to impose their agenda on the group?

Labour could not have prevented the Conservative win in 1978: the party nationally was way too unpopular. But the loss would have been narrower and the path to recovery less steep if streets in swing wards were not littered with boarded-up council-owned properties; if

council estates were properly cared for and if hard-working tenants who struggled to pay their rent but still strived to as their top priority didn't see others getting away without paying.

Why hasn't the Wandsworth Way been replicated elsewhere (other than in Westminster)? The answer's not all that surprising.

For a start you need a local authority with full control of services. That rules out anywhere with two-tier local government.

You need an area saddled with huge capital debt - and that normally means an urban area: usually safely Labour.

You need an area which is already gentrifying and where the Conservatives are securely established challengers.

You need a Labour administration which it is easy to be against.

You need a supportive government.

And you need a willingness to transform the borough as it exists into one unrecognisable 20, 30, 40 years hence.

I'd argue that Wandsworth was the only local authority in Britain in 1978 that ticked all those boxes. Even Hammersmith & Fulham, which tried to emulate Wandsworth in the eight years from 2006 was sufficiently different, its electorate sufficiently less willing to tolerate such radicalism because that was not the Hammersmith & Fulham way, and that 1978 was a sufficiently different era to not be easily transferable.

Elections offer a mass of information regarding the history and traditions of individual areas. In drawing together the results of one and a quarter century of electoral activity it is hoped to outline the changes occurring constantly within the London Borough of Wandsworth.

As a ward changes socially, so it does politically. Local Government wards are the lowest denominator in London elections and each result tells far more about the area, the political climate and local personalities than simply who was elected or defeated. The scale of victory can tell more than just what turn-around of votes is required for a ward to change its representation. This manual enables us to take a closer look at one of the most colourful, varied and closely-fought boroughs in the whole of London.

Note

I spent a lot of time researching this book, going through newspaper reports, and other sources of information. Alas, sometimes the detail needed was beyond reach.

Hence you will occasionally find by-elections that I know happened, but not the result. There are no by-elections listed before 1964: I have results for some of these but not (yet) most of them.

You will also find that, for a period approximately from 1900 to 1962, many candidates lack first names - just their first initial. There was a fetish for newspapers to only report candidates in such a way, which is vexing.

Where candidates stood before in years where their first names were provided I have endeavoured to transpose them, but the vast majority only stood once, or only during that period of limited information. If anyone is able to shed light on some of these candidates' first names do please get in touch: agray72@gmail.com. If there is a future edition of this book I will update them.

Summary of borough election results: 1900-2026

	Con seats	Con %votes	Lab seats	Lab %votes	LD seats	LD %votes	Other seats	Other %votes	Total	Turnout	Maj
2026	29	29.9	28	32.1	0	9.3	1	28.6	58	48.4	
2022	22	33.4	35	43.5	0	8.0	1	15.1	58	41.2	12 ●
2018	33	38.4	26	38.7	0	7.7	1	15.2	60	43.6	6 ●
2014	41	39.8	19	31.9	0	7.2	0	21.1	60	36.9	22 ●
2010	47	45.8	13	28.2	0	16.5	0	9.5	60	62.7	34 ●
2006	51	51.2	9	23.8	0	10.3	0	14.7	60	34.1	42 ●
2002	50	49.4	10	30.9	0	10.9	0	8.8	60	29.7	40 ●
1998	50	52.7	11	35.6	0	8.3	0	3.4	61	39.4	39 ●
1994	45	49.4	16	39.1	0	8.8	0	2.7	61	50.0	29 ●
1990	48	50.8	13	37.1	0	4.5	0	7.6	61	56.5	33 ●
1986	31	42.7	30	44.0	0	10.9	0	2.5	61	51.4	1 ●
1982	33	42.7	27	38.1	1	18.8	0	0.5	61	48.7	5 ●
1978	36	51.7	25	42.0	0	4.0	0	2.4	61	45.3	11 ●
1974	12	38.2	48	52.1	0	8.9	0	0.8	61	35.7	36 ●
1971	7	38.2	53	60.4	0	0.7	0	0.8	61	40.3	46 ●
1968	48	59.7	12	34.9	0	4.6	0	0.8	61	34.3	36 ●
1964	13	38.1	47	53.3	0	6.5	0	2.1	61	35.0	34 ●
1962B	15	34.0	37	54.3	3	9.9	0	1.8	55	35.3	22 ●
1962W	24	42.0	36	44.6	0	9.4	0	4.0	60	42.1	12 ●
1959B	22	40.1	33	55.1	0	3.5	0	1.3	55	33.0	11 ●
1959W	35	53.4	25	43.9	0	1.1	0	1.6	60	43.4	10 ●
1956B	18	38.0	37	58.7	0	1.2	0	2.2	55	31.2	19 ●
1956W	32	52.4	28	45.7	0	0.4	0	1.6	60	42.3	4 ●
1953B	18	37.5	37	58.0	0	4.3	0	0.2	55	42.7	19 ●
1953W	36	55.2	24	43.4	0	1.1	0	0.2	60	47.6	12 ●
1949B	21	45.5	34	53.7	0	0.0	0	0.7	55	41.8	13 ●
1949W	50	69.5	10	23.6	0	1.8	0	5.1	60	30.2	40 ●
1945B	6	28.4	49	61.2	0	0.0	0	10.5	55	36.1	43 ●
1945W	17	43.0	43	49.9	0	2.7	0	4.3	60	38.3	26 ●
1937B	15	24.8	40	68.5	0	0.0	0	6.6	55	35.5	25 ●
1937W	50	60.3	10	39.7	0	0.0	0	0.0	60	35.6	40 ●
1934B	18	42.0	37	58.0	0	0.0	0	0.0	55	40.1	19 ●
1934W	53	65.1	7	34.9	0	0.0	0	0.0	60	32.0	46 ●
1931B	31	57.1	23	39.6	0	0.0	0	3.3	54	37.2	8 ●
1931W	60	81.0	0	16.8	0	0.0	0	2.2	60	29.9	all ●
1928B	21	49.5	33	50.5	0	0.0	0	0.0	54	36.4	12 ●
1928W	60	67.6	0	30.9	0	0.0	0	1.4	60	27.6	all ●
1925B	25	54.5	29	44.0	0	1.5	0	0.0	54	44.4	4 ●
1925W	60	74.8	0	22.4	0	0.0	0	2.8	60	41.2	all ●
1922B	21	53.9	33	40.1	0	0.0	0	0.0	54	37.8	12 ●
1922W	60	74.0	0	23.6	0	0.0	0	2.4	60	36.3	all ●
1919B	11	35.3	43	61.1	0	0.0	2	3.6	54	28.5	32 ●
1919W	37	55.0	13	37.4	0	6.6	*10	1.0	60	26.5	14 ●
1912B	25	54.9	0	4.0	29	41.2	0	0.0	54	45.6	4 ●
1912W	57	57.0	0	10.1	0	14.3	3	18.6	60	40.3	54 ●
1909 B	52	54.9	0	9.7	2	35.3	0	0.0	54	51.2	50 ●
1909W	58	59.8	0	6.7	0	19.2	2	14.4	60	45.4	36 ●
1906B	24	52.0	0	2.7	30	41.5	0	3.8	54	47.4	6 ●
1906W	58	52.9	0	4.6	2	26.6	0	15.8	60	46.5	56 ●
1903 B	16	46.5	0		38	48.9	0	4.6	54	50.6	22 ●
1903W	42	48.9	0	0.9	18	43.9	0	6.4	60	45.7	24 ●
1900B	17	50.5	0		37	45.4	0	4.2	54	52.8	20 ●
1900W	58	52.1	0		2	29.8	1	17.1	60	47.1	56●

*The 1919 "Others" figure for Wandsworth includes 9 "Residents Association" councillors in Putney ward who were not opposed by Municipal Reform and were Conservatives in all but name. Hence the Municipal Reform majority was, in effect, 32 seats, not 14.

Balham

During the 1980s when Wandsworth Conservative radicalism was at its height, one otherwise innocuous Balham street was used to epitomise the fundamental difference in spending residents' money.

Hazelbourne Road was that street. The reason? It was the borough boundary: one side in high tax Labour Lambeth; the other in low tax Tory Wandsworth. It was arguably the most effective tool the Conservatives had for pressing their case about fiscal prudence versus financial profligacy. Government ministers would visit Hazelbourne Road to film party political broadcasts and so effective was the attack that Conservative Central Office made it into a poster and newspaper advert.

It was a message that went down particularly well in largely owner-occupied wards like Balham, although it didn't make Lambeth vote Conservative. This is one of the curiosities of electoral politics in this part of the world: as Balham was moving towards the Conservatives staunch Tory wards on the Lambeth side of the border - not all that different from Balham - were abandoning them. Indeed, the same is true of Wandsworth's adjoining Bedford ward just south of Balham.

Balham is very much a modern suburb, albeit one recorded in the Domesday Book, settled in Saxon times and through which the Romans laid one of their famously straight roads (Balham High Road) to Chichester. The road enabled the wealthy to travel out of London more easily and so grand villas sprung up along Balham Hill in what was then the countryside. But development here didn't really take off until the construction of the London to Crystal Palace railway in the 1850s: the line that forms the ward's southern boundary.

That is why the oldest buildings in Balham are closest to the station and running up the High Road as ribbon development: the imposing mansion blocks and townhouses of Ramsden Road; Fernlea Road with its Ladbroke Grove-style four-storey blocks with basements; or Balham Grove which, at its southern end, has Shepherd's Bush style Edwardian town houses decreasing in size to workers' cottages by the time you reach Nightingale Lane.

The rush to develop Balham created a free-for-all in terms of housing styles - not just between streets but within them as 19th century developers competed to buy up one

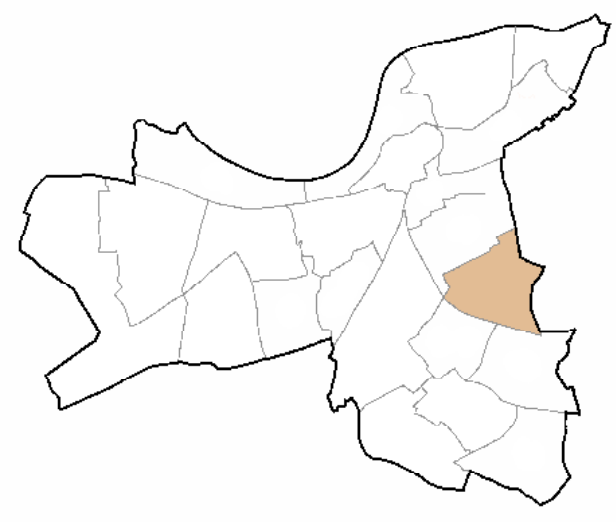

side of a road or the other, and often even smaller plots within them. It is rarer to find a street of uniform architecture in Balham than to find a pick-and mix - certainly in the oldest roads.

It is common to find four or five different styles of housing in a single street in Balham. For example, one side of Dinsmore Road boasts the distinctive "lion" houses of developer Jimmy Nichols who built the Peterborough estate just across the river in Sands End. But Yukon Road to its north and Kenilford Road to its south were built in a very different style: there is little uniformity.

There is some council housing here: the Lochinvar estate just beyond Balham Library and the Balham Hill estate on both sides of the road as you climb towards Clapham Common being the only two with more than 100 homes. But these have been mostly sold off under right-to-buy: barely 20% of Lochinvar residents have the council as their landlord today, and throughout Balham ward just 1 in 9 homes is council-owned. In a ward like Roehampton the figure is over 40%, after four decades of right to buy,

Yet despite Balham being one of the prime examples of what the Conservatives see as the housing ideal: the nappy valley of young families owning their own homes while house prices soar, home ownership is falling.

In 2001 nearly 60% of Balham households owned their own homes. By 2011 it was down to 53% and, by 2021, it was below half: 49.5%. If public housing is also declining as a share there is only one area growth could come from: the private rental sector. This currently accounts for about 38% of Balham's homes.

AT THIS RATE CAN YOU AFFORD TO VOTE LABOUR?

LABOUR RATES £604 A YEAR

TORY RATES £392 A YEAR

HAZELBOURNE ROAD, CLAPHAM.

One side of Hazelbourne Road is in Labour-controlled Lambeth.

The other side is in Conservative-controlled Wandsworth.

The areas are almost identical. So are the populations. The services they both get are very similar.

But if you're unlucky enough to live on the Labour side, this year your rates will cost £212 more than on the Conservative side.

And this is happening up and down the country. In Framingham Road, Manchester; in Clarkston Road, Glasgow; in Hagley Road West, Birmingham.

Labour Councils are demanding more money from ratepayers.

Money they want to spend not just on social services but on irresponsible Socialist schemes. And on more bureaucrats to administer them.

At the same time Conservative Councils are keeping increases to a minimum and in some cases actually cutting the rates.

Four years ago, the country voted against the Labour Government's policies of spend, spend, spend.

Today, in many parts of Britain, you've another chance to vote against similar extravagance and waste in Local Government.

CONSERVATIVE ☒

Issued by The Conservative Central Office.

That is one of the two significant demographic, and therefore political trends - the other being "white flight": the migration of white British residents out of London.

This will be a common theme looked at in these profiles because it is critical to understanding why the Conservatives began struggling in London long before Brexit. Whilst in Balham the decline has been on the smaller side - 20 percentage points, when coupled with the growth in private tenancies it is one of the reasons that the Tories were, in 2018, over twenty percentage points off their best ever performance here.

The emergence of Balham as a significant district tracks the history of the borough, from its creation in 1900 to the new Balham ward that emerged in 2022. Balham was one of the original Wandsworth wards established in 1900 - but that version of the ward was massively larger: it included most of today's Bedford and Tooting wards, stretching West as far as the borough boundary at Summerstown. It was represented by eight councillors - approximately what this area is entitled to nowadays. Yet this large area contained just 5,783 electors (on a much narrower franchise) in 1900. There were 12,587 in Balham ward in 2026.

This Balham was a half way house between the more industrial, working class wards to its north west of Springfield and Fairfield; and the very much more sedate, rural Streatham to the south east.

But Balham's political inclinations, like Streatham's, leaned strongly towards the Conservatives: they were unopposed in 1900 and 1912, and withstood the first Labour surge in Wandsworth of 1919 (albeit helped by an even split between Labour and Progressive candidates then).

Even in the Labour landslide year of 1945 they only just managed to gain the ward for the first time - and that would have only been because of the Tooting end of the ward: Balham proper would still have voted Conservative by a fair margin.

By that year Balham had swelled to 34,942 electors; adjoining Streatham ward (which was part of Wandsworth borough then) had over 49,000 voters. So the ensuing boundary review shattered these massive wards into much smaller electoral units and a Balham very similar to the one being re-created in 2022 came into being.

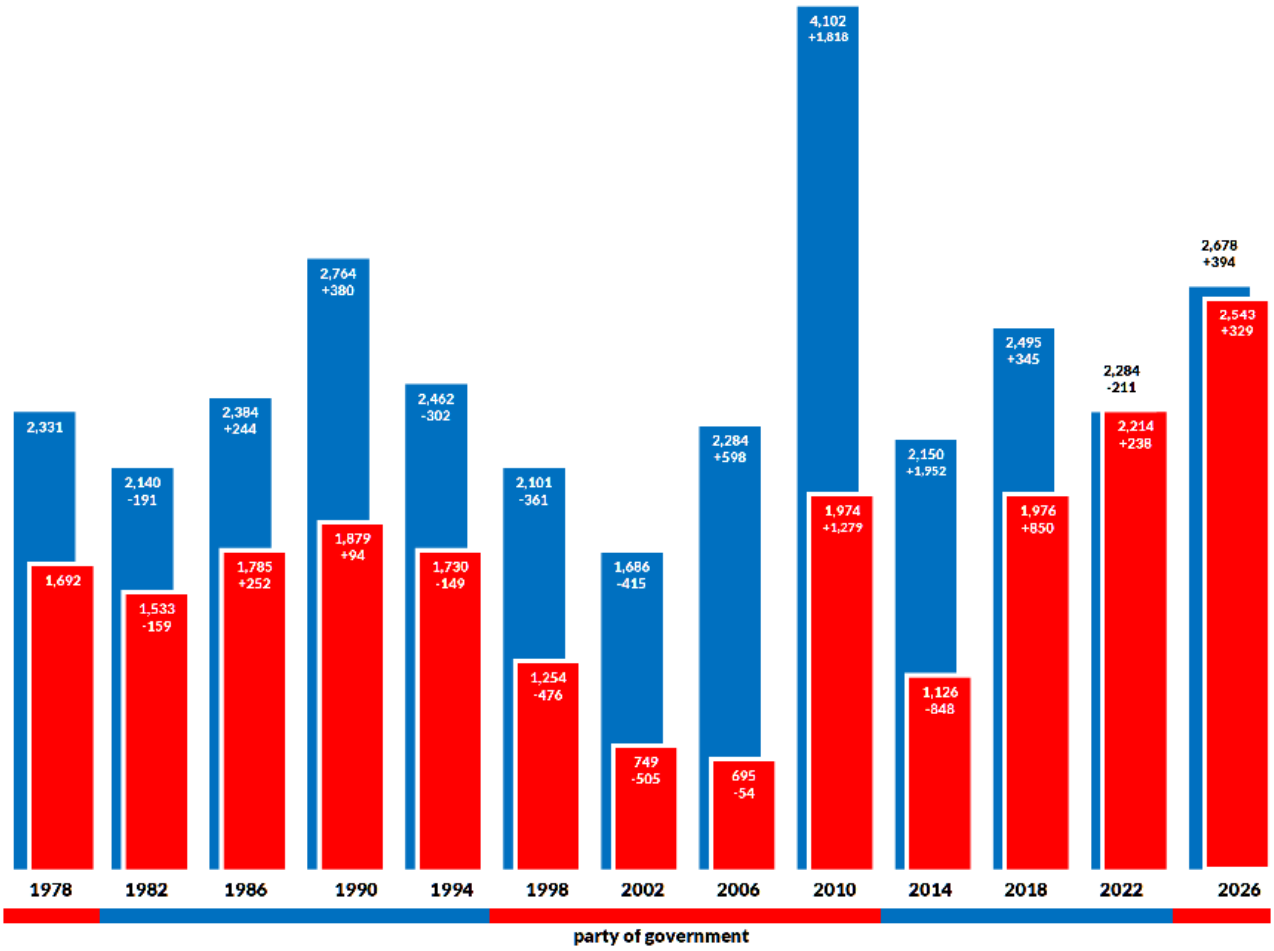

That Balham, shorn of its Labour-voting segments downhill in Tooting, reverted to type in 1949; its three Conservative councillors winning by over a thousand, 56% to 36%, with Liberals and Communists sharing the remains. The ward stayed loyal to the Tories - albeit by narrowing margins - right up until the new, larger, Wandsworth borough was founded in 1964.

The freshly redrawn Balham ward then went narrowly Labour for a decade, give or take, in part due to the boundary changes that cleaved-off the more Conservative-oriented area west of Ramsden Road, but also because the area was changing somewhat: it was becoming a little more working class, less suburban and slightly more gritty - part of the expanding urban sprawl as London grew.

The Conservatives regained Balham in 1978 in their surge to power and have beaten Labour every election since. But this is one of the reasons it's important to look at the entire history of a ward, because if your starting point is the first election to the combined borough in 1964 then the story of Balham is of a Labour ward swinging firmly to the Conservatives. If you start in 1900, then this is a story of a strongly Conservative ward that flirted with Labour in after the Second World War but which, essentially, has never been all that promising for the left. It's still the case.

Throughout the 1980s the Conservative lead over Labour was in the low teens but after 1994 Labour's support tanked: and one of the main reasons for that was that Labour won the 1997 general election. Governing parties tend to do lose support in government and Labour's 1997 to 2010 run was its longest period in government ever.

In 1994 Labour polled 38% here; in 1998 32%, 25% in 2002 and just 17% in their 2006 meltdown. But the Conservatives did not benefit: they took 54% in 1994 and 55% in 2006. Labour's vote instead went to smaller parties: the Lib Dems peaking at 18.5% in 2010 and the Greens growing to fluctuating by similar levels. Balham voters had a clear narrative for voting Conservative: decent services at a low Council Tax. Labour lacked that and, as weariness with the Labour government grew, their vote splintered.

Even in 2018, when Labour made the huge borough-wide advance that made their win in 2022 possible, in Balham they only returned to the level they were at in 1998 (33% compared to 32%), when they lost badly.

History of Balham results

Year	Con	Lab	LD	Grn	Oths
1900	Unop				
1903	48.6		39.2		12.2
1906	56.4				43.6
1909	63.9		36.1		
1912	Unop				
1919	51.1	25.0	23.9		
1922	Unop				
1925	82.4	17.6			
1928	72.6	27.4			
1931	85.1	14.9			
1934	66.2	33.8			
1937	63.5	36.5			
1945	47.6	52.4			
1949	56.1	35.9			
1953	52.5	47.5			
1956	52.8	47.2			
1959	57.2	42.8			
1962	49.7	45.9			4.4
1964	48.1	48.2	3.7		
1968	69.0	31.8			
1971	45.2	54.8			
1972B	44.9	47.7			5.3
1974	41.2	43.6	15.2		
1978	54.8	38.9	6.3		
1982	49.8	35.6	14.6		
1986	49.9	37.2	12.9		
1990	54.1	35.7		10.2	
1994	53.9	38.1	8.0		
1998	54.8	31.9	6.9	6.4	
1999B	57.5	30.2	6.3	5.5	0.5
2002	59.5	25.1	8.9	6.6	
2006	55.3	16.7	11.9	16.1	
2010	50.0	21.7	18.5	9.7	
2014	47.1	23.3	9.0	15.3	5.4
2018	42.1	32.7	7.3	8.1	9.9
2022	43.2	39.1	6.8	10.9	
2026	38.9	36.8	5.5	14.5	4.3

The crucial difference with 1998, though, was that in 2018 the Conservatives were much weaker: down nearly 13 percentage points. So, yes, 33% wasn't that great for Labour, but now they were only nine behind the Tories compared to 23 two decades earlier. The Conservative councillor who won the third Balham seat was just 333 votes - 5.8% ahead.

And even in 2018, one in four voters chose other parties: Lib Dems, Greens and Renew, a pro-EU splinter party set up by the now Lib Dem MP for Dorking and Horley, Chris Coughlan, who stood here winning 10%. These were all parties fishing in the same pool as Labour - not all that likely to go to the Conservatives. An that gave Labour a big bloc of votes to try to squeeze.

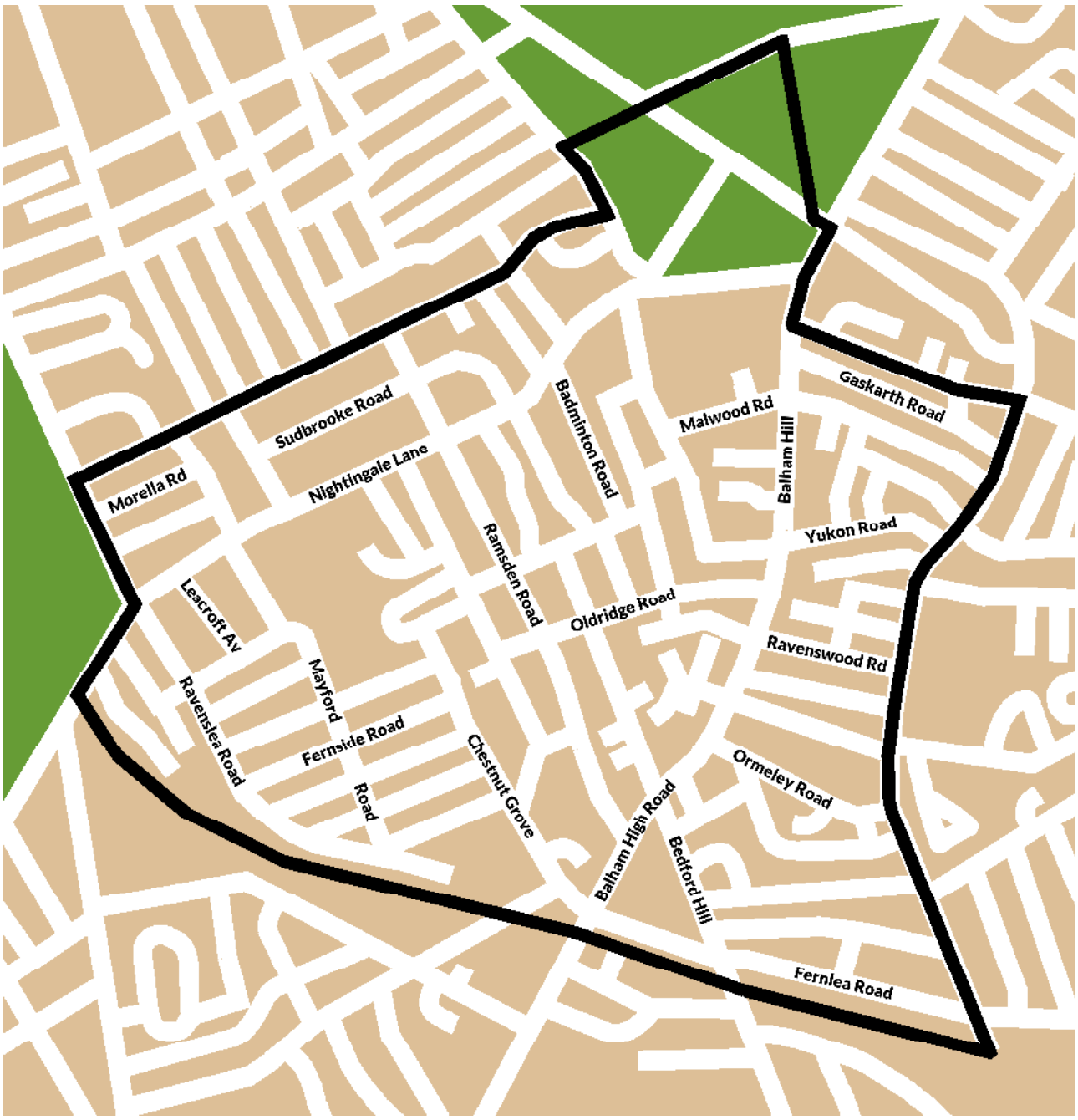

Although the district of Balham was much smaller than that very first ward named after it of 1900, it is also too big to fit in one ward whole, either.

Balham's boundaries might reasonably be defined as Nightingale Lane in the north; Trinity Road in the west; Tooting Bec Common in the south and some of neighbouring Lambeth to the east. That draws three wards into "greater Balham" including Trinity and what is now called South Balham - the old Bedford ward.

The boundary changes that came into effect in 2022 put much more of the Balham neighbourhood in Balham ward. Balham gained the chunk of the abolished Nightingale ward that lay east of the mainline to Ramsden Road: somewhere that is clearly the same neighbourhood.

It included Nightingale House nursing home on Nightingale Lane, which was originally three separate homes with names redolent of the era in which they were established: the Hand in Hand Asylum, the Widows' Home Asylum and the Jewish Workhouse, which amalgamated in 1894 to become the Home for the Aged Jews.

It wasn't until the 1970s that the home changed its name to Nightingale House; a palatial residence donated by Viscount de Stern - Lord Wandsworth. The home cares for

200 residents making it one of the largest nursing homes in the country.

In exchange Balham surrendered the streets north of Thurleigh Road - streets that are, some distance from Balham High Road, but integral to the "between-the-commons" Northcote neighbourhood.

The political impact of this was negligible. The patch transferred out of Balham was very strongly Conservative but not especially large; the part transferring in from Nightingale was a bit less Tory but much larger. This included Nightingale Square set around a private green - the only one of these in the borough.

Nightingale Square does not give off much suggestion that Balham - at least this part of it - should be in a competitive ward, but turn right into Chestnut Grove and continue down to Balham High Road and you're at Balham tube station - things look much more dowdy here.

It's quite hard to identify Labour strongholds in Balham: they are best closest to the main roads: the beginning of Bedford Hill, Cavendish Road - the ward and borough boundary, and Balham High Road as it becomes Balham Hill. Labour also does quite well in the streets closest to the stations in the south but these are still gentrifying: the last corner of Balham to get made-over. But the affluence of a neighbourhood is no longer all that reliable a measure of how it votes, especially in London.

Having closed the gap with that 7% swing in 2018, and with Chris Coughlan's Renew not standing in 2022, Labour pulled off...perhaps not the shock of election night given they had whittled the Tory majority down, but nonetheless an impressive result, gaining the third of the three seats.

Labour Earlsfield councillor Joanne Rigby, who had been a quite outspoken advocate for cycling in her first term, switched to Balham - perhaps deciding that, if she won there Labour would likely have gained control of the council and if she lost she wouldn't have to spend another four years in powerless opposition. She won by 26: the second Conservative seat she had gained, though there may have been an element of racist voting. The one defeated Conservative candidate in Balham was Azhar Chaudhry, the two winners both having "English" names.

Nonetheless, Rigby was clearly a talisman for Labour and she held her seat here in 2026, this time coming second. Yet again, the defeated Conservative had a foreign name: Sami Abouzahra. The top Green candidate this year won over a thousand votes: still about 1 in 4 votes cast in Balham are not going to the two main parties.

Although Labour has fought a long, long battle to claw their way back into contention in Balham, they have not yet found a way to win at least 40% of the vote here. They do have more potential to squeeze votes that are still going Green or Lib Dem than the Conservatives - but potential is all it is: they've shown no ability to actually unite non-Tory votes behind them.

Balham remains more Conservative than the borough, though the gap has narrowed. But that is Labour's challenge: this is not a ward they should normally expect to win, and they only do at the moment because the Conservatives are in a deep rut there isn't much sign of them escaping.

Battersea Park

There are two principal landmarks that a non-local might call to mind if you ask them what they know about Battersea. One is the power station, but the older one - the even larger one - is Battersea Park.

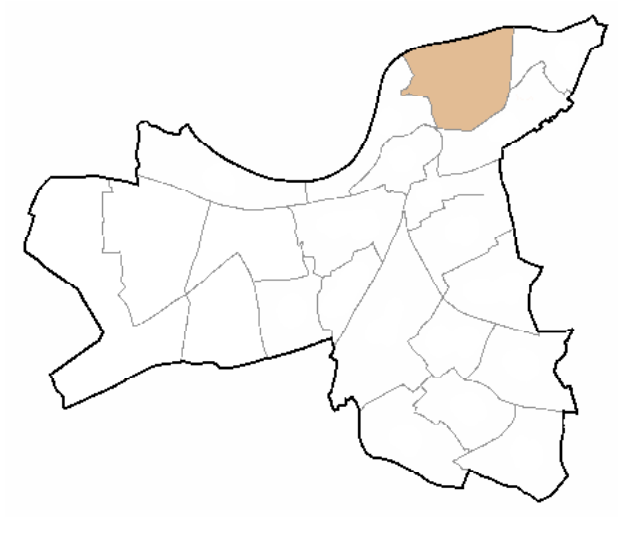

This two hundred acres of former marshland laid out largely to a plan by Sir James Pennethorne (who, for his services, got one of the least lovely council blocks on the York Road estate named after him) was opened in 1858 as a Royal Park, around the time Chelsea Bridge was opened by Queen Victoria. This led to a wider part of the neighbourhood being named: Queenstown Road - Queen's Road, as it was originally; Prince of Wales Drive and Albert Bridge are so named because of the link to this Royal Park.

When a large public open space is created - and this is especially true of Battersea and Tooting, the surrounding area tends to become very significantly developed without any other open space provided - because that large park is so close by. This is understandable but it produces some extremely high density, very tightly-packed neighbourhoods surrounding it. Housing density can be as big a problem as the size and quality of the homes; it's a key reason why North Battersea was poor and why it was so strongly Labour until the 1980s.

But it was also a deeply polarised neighbourhood, and that hasn't really changed. On the one end, Prince of Wales Drive and Albert Bridge Road with their grandiose mansion blocks. At the other, terraced streets of workers cottages pressed right up against the railway line which, in the post war years, would be designated slums and cleared. To be replaced by vast council estates.

Battersea Council had a Park ward right from its founding in 1900, not too dissimilar to the one that returned in 2022. There are only so many ways a ward centred on this park can be drawn.

The old Park ward started out fairly strongly for the Progressives (Liberals). But then it, unusually, failed to transfer that allegiance to Labour as the Liberal Party collapsed nationally. Labour won Park in 1919 - the immediate aftermath of the First World War - but then they won everything bar two seats in north Battersea that year. But they couldn't hold it.

Park voted Municipal Reform (Conservative) from 1922 until 1934, and then again from 1949 through to the abolition of Battersea Borough Council in 1965. And it now appears that, despite Labour's best intentions, the new Battersea Park ward is continuing that tradition of being a contrarian marginal.

The signs were there at its first contest in 2022, Labour winning - but by no means as comfortably as expected. The headline result was Labour 44.4%, Conservatives 31.3%. But the lowest-polling Labour councillor, Maurice McLeod, was just 8% ahead. And besides, the ward had been drawn to be more secure for the party, including the huge Battersea Fields, Doddington and Rollo, Surrey Lane and Ethelberga council estates.

Yes, the ward was deeply polarised but Labour had won the old Queenstown, from which a lot of this new ward was carved but was thought to be a bit less Labour, by 50% to 35% in 2018. And 2022 was a considerably better year for Labour than 2018.

In 2026, the Conservatives snatched that third seat; the first time they'd won the parts of the ward, south of Battersea Park Road that used to be in Latchmere, since 1931. Tony Belton, now the longest serving councillor in the country, clung on to his seat by just 79 votes. This was probably the least expected result of this knife-edge election. Even though 2022 had been close, it was more likely than not that there were enough Conservatives to get the party close but not enough to actually win. But it seems there were.

Labour always has a big mobilisation problem in Battersea: its voters are much less motivated to get out and vote than the Conservatives are. That was why a ward like Queenstown, which looked like it should be a Labour stronghold, elected Conservative councillors from 1990 to 2018; and why Latchmere - a ward comprised almost entirely of council estates - was sometimes only held by very small margins. What Conservative enclaves there were turned out - and turned out huge Tory votes, while Labour parts voted in lesser numbers and by less impressive margins.

The old Park ward was bounded on its east and west sides by Chelsea Bridge and Albert Bridge. It ran south to take in the Prince of Wales Drive mansions and similar, less grand streets of mansion blocks like Warriner and Lurline Gardens, and then across Battersea Park Road and down to the mainline railway between Culvert Road and Queen's Road. So there was the political divide: Battersea Park Road. To the north: Conservative votes in abundance, to the south: Labour ahead.

It was railways that defined modern day Battersea more than parks or even power stations; lines carving through the centre of the neighbourhood and branching off in all directions; the huge numbers of sidings at Clapham Junction and the jagged clump of land they occupied, wrenching apart the north of the place from the south, the impact of that much train freight rattling just behind people's houses day and night and, of course, the consequence for such houses when the Luftwaffe targeted infrastructure like railways during the Blitz.

It wouldn't be correct to condemn the whole of the area south of Battersea Park Road as "slum housing", even though that's what happened in the end. There were streets where the houses were tiny and had virtually no outside space, some backed right onto the mainline: Wilditch Lane and Kennard Street for example. Overcrowded, blackened from the soot of the steam engines, and run down no doubt. But there were also streets with larger houses, with fairly decent back gardens: Russell Street and Palmerston Street.

But the presence of such major railway lines was oppressive, whichever end of the grid you lived at. The lines truncated streets: they disappeared beneath low viaducts and then popped up immediately the other side; four or five houses squeezed between the arches. Most examples of this have been cleared but a little of this old Battersea: St George's Street, South Street and West Street is left. It's now all called Southolm Street, just across from Queenstown Road station.

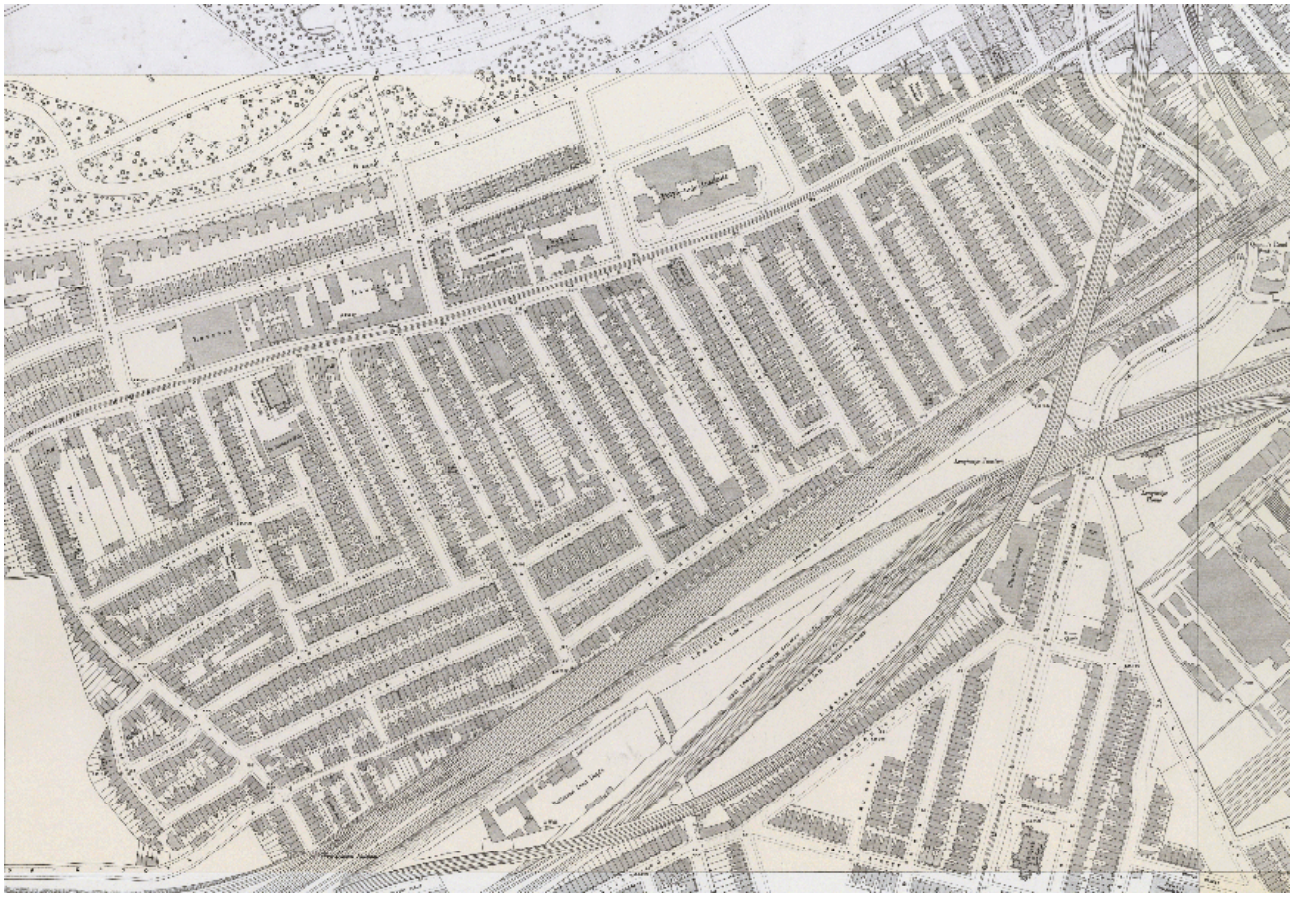

If you look at an Ordnance Survey map from just after the war you can see the impact the bombings had on this neighbourhood. There are just void squares here and there: not a failure of cartography but the bits of former streets that had been wiped off the face of Battersea. The southern half of streets from Rollo Street to Newtown Street: gone.

And that was the catalyst, alongside the state of the surviving houses that weren't close to modern sanitary or density standards, for the Labour-run Battersea and London County Councils to clear the whole area south of Battersea Park Road and build the homes of the future.

Battersea already had a track record on council housing. Just beyond Park ward, in Latchmere, the Burns estate had been the first council homes built using its own labourers, instead of hiring a private company to build them for them.

But the Burns estate was of a very different vision: cottages built off and around a central green in the style of the Garden City Movement, to what was to come at Battersea Fields.

If the rest of Battersea's council housing looked remotely like the Burns estate then it would be a very, very different place - demographically. The Latchmere estate, opened in 1903, was actually built on the land known originally as Latchmoor Common, just off Latchmere Road. It comprises seven roads of tightly-packed terraced homes opening directly onto the street - no front gardens, most of which were divided into upstairs and downstairs flats with their own entrances.

These houses, which had only tiny yards for the ground floor tenants, were built adjacent to a recreation ground; another pretty revolutionary idea at the time and so much different to the cramped, overwhelming and seemingly

endless maze of oppressive streets Burns had grown up amidst half a mile west.

They were given uplifting, inspiring, radical and contentious names: Freedom Street; Reform Street; Odger Street - named after a Chartist Trade Union Leader, and Burns Street. The whole estate of 156 homes cost £104,000.

When John Burns was a Battersea councillor there was not the public funding, the political motivation or the architectural capability (let alone the "radicalism" of architects) to build so-called "streets in the sky" of multiple storeys. The bulk of housing for the working classes was built by wealthy social reformers, not councils.

But by the time town planners were grappling with how to repair London following the Blitz, and the new, better homes needed to house the working classes each of those factors were removed. It was realised that building up meant being able to house many more people than could be squeezed into old-fashioned terraced 2-up, 2-down cottages, that the homes could be larger without much extra cost, either as maisonettes or larger, continental-style apartment flats, and that they could be designed in exciting, futuristic colours, shapes and materials - bricks and mortar was for a bygone era.

The progression of the five Battersea Fields estates is a study in time of evolving architectural boldness.

The Rollo estate, first built, is a low rise tenement estate, built on those bomb sites closest to the railway. Then came the Battersea Park estate: basically a higher-rise version of the Rollo, with slab-blocks soaring at right-angles above the railway. That estate stretches from Culvert Road to Austin Road: the central bloc of the neighbourhood. Here is also what is now the Harris City Academy - the old, and somewhat notorious Battersea Park Comprehensive School; one of the first to lock its pupils within its grounds throughout the school day, more for the sake of the surrounding area than to safeguard the pupils.

The Wilditch estate was arguably a modernist attempt at replicating similar principles to the Latchmere estate: terraced housing - though with private gardens - and small tenement blocks (16-storey, orange-clad Weybridge Point being the startling exception here).

Then came the really experimental, and eventually most problematic housing: the St James's Grove estate immediately north of the Latchmere estate and the Doddington. St James's Grove is, essentially, the 21-storey Castlemaine, a block surrounded by concrete decks lifting pedestrian areas up from ground level.

Castlemaine and its sister block: Sudbury House on the Arndale estate, were re-clad in 2004 using aluminium composite material (ACM). This was similar cladding to that used on Grenfell Tower, the Kensington council block that caught fire in June 2017 because the ACM was highly flammable, helping the flames to tear up the outside of the block as fire services told residents to stay in their flats.

A much earlier housing scandal at the other end of the political spectrum threatened to damage Wandsworth Tories: the efforts they put in to selling off council housing to replace Labour-voting council tenants with Conservative-voting leaseholders. This had some similarities to what Westminster's Conservative council had attempted in similar political circumstances: a very close-run 1986 local election result that could have been a springboard for Labour victories in 1990.

The main difference between the two councils - and the crucial fact that spared Wandsworth the same fate as Westminster's Conservative leaders: a massive surcharge - was not the underlying political intent of the policy. It was that Wandsworth applied it evenly across the borough regardless of whether the wards were safely Labour, marginal or Conservative. It was quite blatantly targeting their slightly different plan on marginal wards that ultimately skewered Dame Shirley Porter, Westminster's flamboyant Tory leader.

In fact Wandsworth went further than simply selling off empty council flats or aggressively pushing right to buy on its tenants, though they did both: it privatised entire estates and blocks. The estate that received most attention for this plan was the Livingstone/Falcons estate in what is now Falconbrook ward, but 20-storey Jay Court on Battersea Fields - it's now Park South - was another.

And then there was the Doddington. This has, to understate it, been a troubled estate from the outset. There is a Doddington estate in Nantwich, Cheshire - a stately home. This is not that!

Possibly in a rush to complete his housing plan before Battersea council was merged with Wandsworth, Sidney Sporle, then chairman of the housing committee, pushed

through a "system build" contract that attracted only one bidder. The blocks of between ten and thirteen floors were set at right angles to the railway in order, supposedly, to mitigate noise. That hardly made them inconspicuous though - to this day they are stared at by commuters rushing past on the trains because they are so extraordinary. They weren't just high - they were long and they were clad provocatively, almost like chess boards or Lego sets: white sections, dark sections intermingled.

The estate cost just over £6 million to build, which works out at about £6,400 per home and work began in 1967 on an expedited timetable - homes would begin to be let here in 1969. But in 1968 Ronan Point, a system-built tower block in Newham, partially collapsed after a Calor gas explosion. Although of a different design to the Doddington blocks, costly reinforcement was undertaken and, where the estate was to have been heated by a central gas system, this was scrapped and a full redesign undertaken.

But the problems only worsened. The district heating system failed; the blocks were routinely vandalised (leading, eventually, to heavy security doors not just into the block but onto every single floor) and there were huge plumbing problems: to the extent that upstairs neighbours used to warn those living below them they were about to flush the toilet in order that they could put the plug in sinks and baths to stop waste water flooding into them.

Sporle, who had become leader of the newly merged Wandsworth Council, was then charged by Police with accepting a bribe as part of the so-called "Web Of Corruption" that became the Poulsen Scandal. Among the allegations were that Sporle had been paid £1,000 to award the plumbing contract to a company clearly incompetent at delivering the specification. He was jailed for five years for taking a bribe even though T. Dan Smith, who was accused of paying him the money, was acquitted in a separate trial.

There was nowhere on the estate for children to play. The increasingly militant residents' association demanded a public inquiry into the disaster that was unfolding around them.

By the 1980s the Doddington was becoming an utter nightmare for the council: an estate too big to simply flatten and start again with, but one rotten almost from the first foundation stone laid. Council housing officers were besieged by demands to be re-housed away from the estate: demands they couldn't meet because that many homes didn't exist.

The Conservative council spent £17 million - given inflation not much less than the £6m it took to build, and that's not counting the reinforcement, district heating and plumbing works that had already been carried out.

At the start I noted that the old Park ward was not a ward especially loyal to Labour: especially from 1949 and 1962. This was not because the new council tenants in Battersea Fields were Conservative, though a lot of them weren't anything: they were not much enthused with voting at all.

No, it was because in the 1949 ward boundary changes, Battersea Fields was removed from the ward. A brand new ward: Newtown was created, just containing the Doddington, Rollo and Battersea Park estates, and it was ridiculously safe for Labour: 90% Labour to 10% Conservative in 1959 for example. That's why Park swung back to voting Conservative in each of the four elections before Battersea and Wandsworth were merged.

And that was that for Park ward for the next 58 years. Towards the end of that era, Labour activists were becoming increasingly exasperated by so much of their political support being locked within Latchmere ward, while everywhere surrounding it went Conservative.

They desperately wanted to unpack that voting power and spread it around a bit, especially once the era of even Latchmere being at risk was behind them from 2010 on. As they've discovered, achieving that is easier said than done.

The trick would be to take the strongly Conservative area surrounding Battersea Park and then make sure it was comfortably outvoted. Clearly, Labour weren't especially convinced that Battersea Fields alone would be enough because, when proposing this re-creation of Park, they planned one addition on the north eastern side: the Surrey Lane estate.

Surrey Lane, off Battersea Bridge Road, is an estate of five tower blocks surrounded by clusters of tenement blocks, in a funnel-shaped piece of land not far from the river. Stuck on the edge of a ward with otherwise straight, reasonable boundaries, it looks absurd, like the gerrymander it is.

But then again, is it?

History of Battersea Park ward results

Year	Con	Lab	LD	Grn	Oths
1900	38.8	61.2			
1903	37.3	62.7			
1906	48.9	51.1			
1909	53.5	46.5			
1912	51.3	41.1	7.5		
1919	35.0	65.0			
1922	51.4	48.6			
1925	53.0	47.0			
1928	54.8	45.2			
1931	61.1	38.9			
1934	41.6	58.4			
1937	38.5	61.5			
1945	37.3	62.7			
1949	58.3	41.7			
1953	54.8	45.2			
1956	58.1	41.9			
1959	61.8	38.2			
1962	58.3	41.7			
2022	31.3	44.4	7.4	14.4	2.5
2026	32.2	34.1	5.6	18.6	9.6

Results from 1900 to 1964 are for Park ward

There was no comparable ward between 1964 and 2022 and from 1949 Battersea Fields was not included in the ward

Thicker lines denote years ward boundaries changed

We have Battersea Park ward with Surrey Lane estate plus a Conservative councillor and, while St Mary's - the ward Surrey Lane came from - now has three Tory councillors, in 2022 it elected two Labour without the estate. Perhaps Labour's assumptions about where its vote comes from, at least in this era were wrong?

After all, Labour also has a councillor in East Putney, once one of the safest Tory wards where less than 10% of homes are council-owned. Old certainties are hard to shake, as is the instinct that Labour should be the party of council tenants even if growing numbers of council tenants don't see things the same way.

There is more to Battersea Park ward than the council estates and Prince of Wales Drive. For example, the new blocks in the narrow wedge between Chelsea Bridge and the mainline into Victoria Station, are in this ward. And, to be able to include the Surrey Lane estate, the ward has to include another, larger, wedge between Albert Bridge Road and Battersea Bridge Road.

When it was part of St Mary's Park ward this chunk was the most strongly Conservative. It did contain another council estate - Battersea is full of them! - the Ethelburga, but much of it was sold off under right-to-buy; it was one of the nicer council estates in the ward the Conservatives targeted the hardest.

But it also contains leafy backstreets like Rosenau Road and Juer Street. And the riverside is now lined by modernist glass and steel exclusive apartment blocks, including the doughnut shaped Albion Riverside: a Norman Foster building with some resemblance to his City Hall in Bermondsey.

It would typically be expected that this area would more than offset any benefit to Labour being able to include Surrey Lane would bring. Politics aside, it is needed to get the ward up to the size needed for it to have three councillors.

So what exactly changed in 2026? The main problem for Labour is that their vote fell by more than ten percentage points. This is where it gets interesting because the Conservative vote rose a bit - by one point - and the Green vote grew four to 18.6%. But Reform debuted with 9.6%: their third highest share in Wandsworth. Where did this vote come from? It looks on paper that Labour lost votes mostly to Reform, the Greens gained from a small Lib Dem collapse and the disappearance of an independent from 2022. It's probably a little more complex than that. Turnout climbed by nearly eight points to 40%.

Yet Battersea Park still doesn't look like it should be a Tory ward. Just 32% of housing is owner-occupied. Only three other wards have a lower figure: Nine Elms, which is exceptional in being a new ward with different demographics entirely, and then Falconbrook and Shaftesbury & Queenstown: both reasonably safe Labour wards. On the other hand, despite all these council estates, just 29% of homes are rented from the council; in part a reflection of how hard right-to-buy has been pushed over decades. In Falconbrook the share is 45% and in Shaftesbury & Queenstown it's 37%.

Perhaps the swing to the Conservatives in 2026 was due to a greater return to the party from supporters who didn't vote in 2022, alienated by Boris Johnson's problems. Perhaps too Labour made the same mistake in 2026 the Tories did in 2022: not paying enough attention to "safe" wards like this when focussing on marginals

elsewhere. Maybe it's just that maximising the Labour vote in wards like this is really difficult.

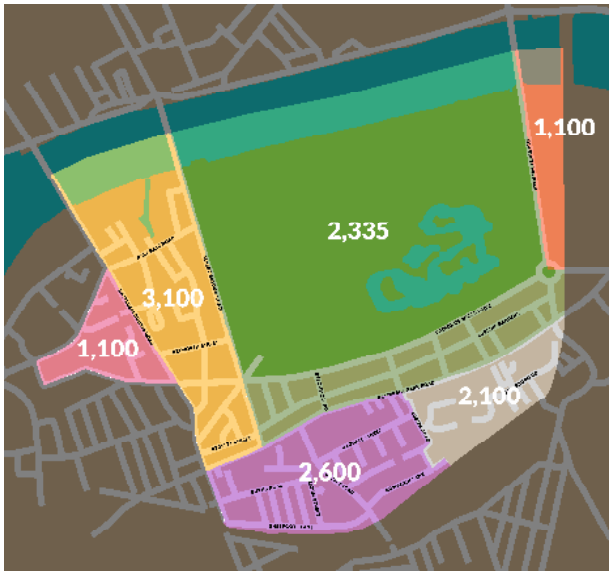

Where Battersea Park's electorate is concentratated

Whatever the reason, or mix of reasons, Battersea Park is again one of the key marginals in Wandsworth. Whereas there are some wards that look harder and harder for one party or the other - usually the Conservatives - to defend as demographics move against them, it would not be all that shocking to find the Tories making further gains here.

Labour may be able to pull some votes back from that considerable Green pile - at the moment politics in Wandsworth seems to be all about the big parties wrestling for votes from smaller parties to their extremes rather than from each other. But then the Conservatives might be able to whittle the Reform vote somewhat, or motivate more Conservatives to vote, at least relative to Labour. This ward will continue to hinge on turnout more than persuasion.

East Putney

In 2022, Labour won council seats in East Putney and West Putney. This was a major surprise, even after Fleur Anderson's gain of Putney at the 2019 general election because these were two of the safest Conservative wards. It was assumed that Labour's fox had snuck into the Tory henhouse while they were distracted trying to defend more marginal wards elsewhere. All would be put right in 2026: the Conservatives would reclaim these seats that and order restored.

That's what happened in West Putney. But Labour held onto their seat in East Putney. And this time they topped the poll, with a new councillor after Finna Ayres, who had won in 2022, was deselected. Labour closed the gap on the Tories despite this being a far worse year for Labour nationally.

As Putney Hill climbs south from the high street towards Putney Heath, it nowadays divides the two named "Putney" wards: East Putney and West Putney, from each other. Looking at each side of the hill, lined mostly with 1950s private tenement blocks you might think they cover similar territory. They do not.

West Putney contains the extremely affluent avenues of semi- and fully detached mansion houses, but also huge council estates. East Putney has relatively little council housing, a lot more of those tenement blocks and it stretches far beyond what most locals would define as Putney town, encroaching onto the Southfields/ Wandsworth border.

The Conservatives have fared notably badly with private tenants and leaseholders in London, especially since Brexit (in this case I'm using that just as an inflection point rather than a cause). Look at the electoral history of any ward with very substantial mansion blocks - or alternatively, masses of smaller blocks - and you will almost certainly find somewhere that was once very comfortably Conservative and today is not.

That could include Brook Green, Avonmore and Ravenscourt in Hammersmith, Pimlico South in Westminster or Trinity, back in Wandsworth. These used to be relatively affluent an relatively stable occupants of these homes, firmly seeing themselves as middle class, not dependent on the state and firmly Conservative-voting.

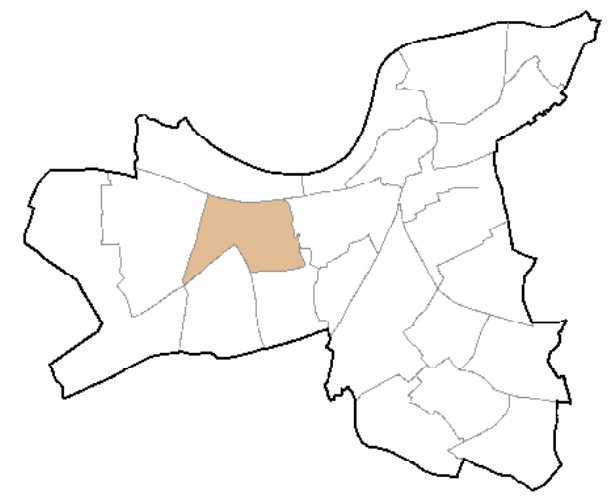

Today, the demographic data may not differentiate them too distinctly: they are still likely to be university-educated with jobs that are neither manual nor poorly paid. But they are also unlikely to regard themselves as prosperous, being crushed by high rents and other cost of living pressures, they are likely to be younger and unlikely to rent the same place for a length of time. And the political profile of young, university-educated professionals has changed radically: if they vote they are far more likely to vote Labour these days.

Only five Wandsworth wards have a private rented sector comprising more than 40% of its housing. At the top is Nine Elms, the new neighbourhood emerging around Battersea Power Station. Then there's Tooting Broadway, Lavender and St Mary's, but also East Putney. 42.3% of residents here rent privately, in big clusters either side of East Putney tube station: the square bordered by Carlton Drive, Putney Hill and Upper Richmond Road especially, but also Keswick Drive, West Hill.

The 2022 boundary review was something of a curate's egg, helping and disadvantaging both parties. East Putney used to cross Putney Hill as far west as Gwendolen Avenue (very Conservative) and the Lower Ashburton estate (very Labour). If the Lower Ashburton voted in the same proportions that the rest of that section did, it'd probably be a neutral transfer. But, historically, it's been hard for Labour to turn out the council estate so typically it leans slightly Conservative. That all moved into West Putney and, to rebalance that loss, East Putney moved further east.

East Putney comprises five distinct neighbourhoods. In the south there is the v-shaped segment: a wedge between Putney Hill and the A3 West Hill, with Lytton Grove at its northern point. You get the tenement and mansion blocks typical of this ward lining Putney Hill all the way to Tibbet's Corner roundabout, down a part of West Hill and Kersfield Road. But this neighbourhood also includes long streets of large terraced houses: Rusholme Road, Holmbush Road and most of Lytton Grove.

To the north is much of the 1950s tenement blocks off Putney Hill: Carlton Drive, St John's Avenue, Mercier Road and Rayners Road. These emerge onto Upper Richmond Road just before East Putney station. Upper Richmond Road has seen huge, rapid development in the last decade as derelict office blocks have been torn down and replaced by high-rise residential blocks like Putney Plaza squashed in between the railway lines, Tileman House, Stamford Square and the Bowery Building.

To the east of the station is the third segment of the ward: yet more tenement blocks up Keswick Road plus the art deco Millbrooke Court; the Ashcroft Technology Academy and, across Upper Richmond Road as it travels to merge into the A3, a cluster of terraced streets leading to Oakhill Road. These include Schubert Road, the only road in Putney of 4-storey townhouses with basements.

Then crossing West Hill we come to the generally newer section of the ward that starts to transition into Southfields: the winding West Hill Road, Sispara Gardens, the even newer Coldstream Gardens: housing for armed forces families, the Fasl/London mosque, and then a resurgence of more typical Edwardian housing in Melrose and Seymour Roads.

Finally, the section added to the ward in 2022, at the foot of West Hill, typified by smaller, more compact cottage terraced housing in Coliston and Brathway Roads, leading to King George's Park.

There are small council estates dotted throughout the ward: the Portinscale, Sutherland Grove, Kersfield and Longstaff estates (plus Longstaff Crescent and Longstaff Road, which are in a different part of the ward), Morris Gardens, Avening Terrace, Evenwood Close and Gressenhall Road but there has been a huge amount of right-to-buy and council homes barely comprise 10% of the ward's housing stock. It is a little ironic that it wasn't until East Putney lost its largest estate: the Lower Ashburton, that the ward became competitive.

So East Putney can resemble the ward that's left over when all the others have been drawn: it contains discrete neighbourhoods and bits that overspill from other wards. The section east of West Hill is not really Putney: it's a sort of in-between area that's more Wandsworth town as well as nothing vaguely like anywhere else in the borough.

The additions to the ward lean Labour, so a Conservative-leaning area was lost to West Putney and a Labour-leaning one was gained from Southfields. But only very

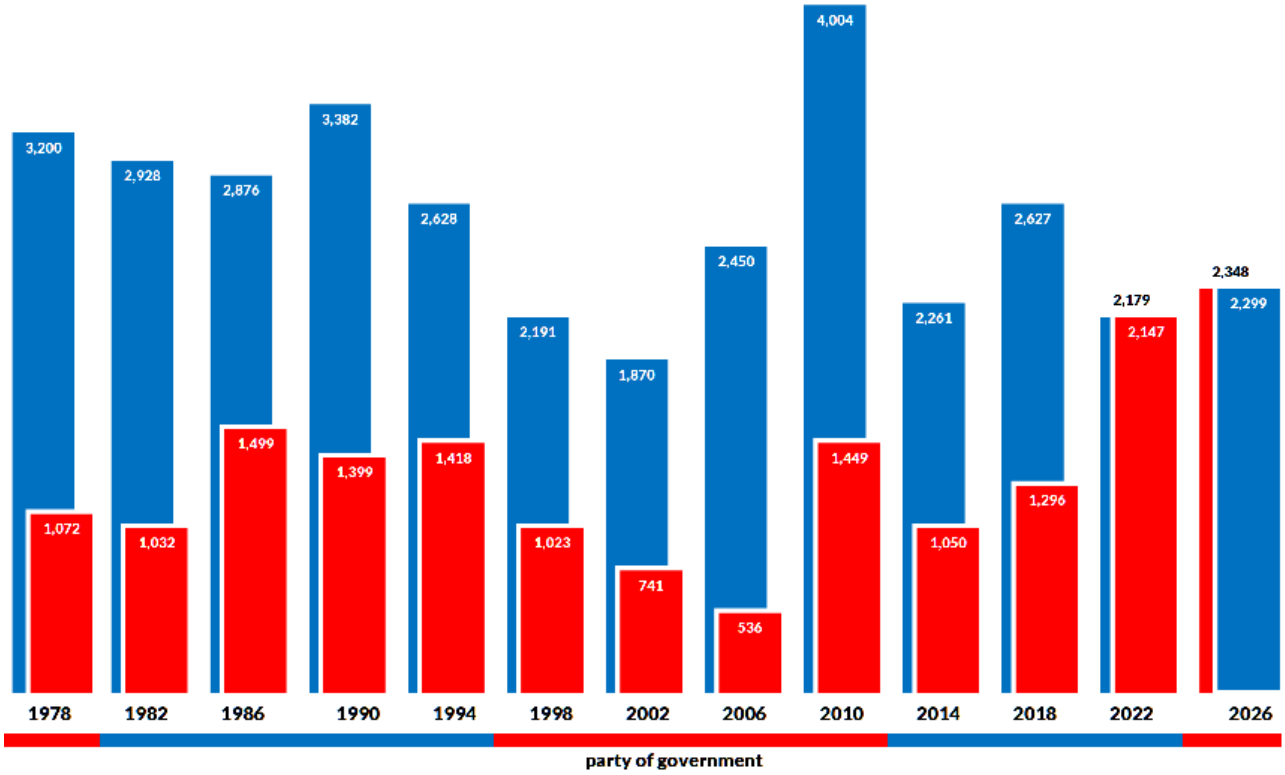

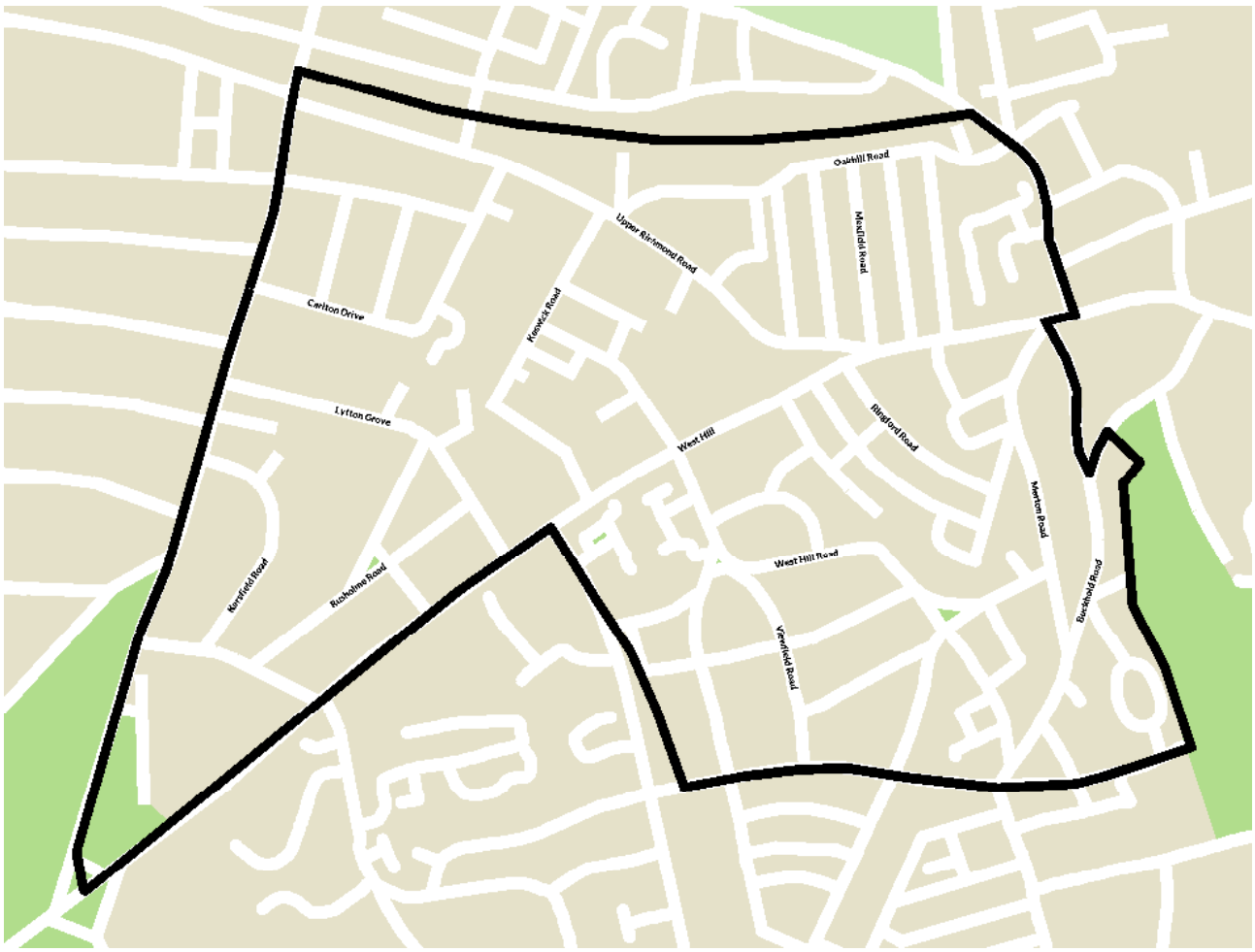

slightly both ways, and not nearly enough to turn East Putney from a safe ward to a marginal. In 2018 on the old boundaries, East Putney had given the Tories a 1,300 majority: their third-safest ward that year.

Yet in 2022 the Conservatives lost eleven points of vote share and Labour gained twelve. A 2018 lead of 52.8 to 25.3 became one of just 41.6 to 37.7. If you look at what's happening in East Putney since the dawn of the Millennium, in fact the Conservatives have a relatively stable vote.

They've won between 1,870 and 2,627 votes every election (excluding 2010 when the council election happened on the same day as the general election, producing a surge in turnout and the Tories winning more than 4,000 votes). While the Tories have bounced within that fairly narrow band of votes, Labour has soared. From a low of 528 votes in 2006 they won 2,428 in 2026.

In part that's down to turnout: over half the ward voted in 2026 (52.9%, up from 41.3% in 2022). That shows what happens when a safe ward suddenly becomes a marginal worked by both main players: turnout rises.

What was unexpected - and very problematic for the Conservatives - was that their extra effort didn't regain the ward comfortably. Labour kept up.

Yet the two key differences with 2022 were, first, that Labour improved despite being in government and deeply unpopular. Second, that they improved despite the Green vote growing too; and you'd expect the Greens to take votes principally from Labour, as they did across London in 2026. Without that relatively small Green advance, Labour may well have gained a second seat here, especially considering the highest Green candidate won over a thousand votes and the smallest Conservative majority was 181.

To counter, the Conservatives might point to the debut of Reform UK. Reform was a lot less successful than the Greens with their top candidate winning 565 votes. Frame things that way and it is Labour's councillor, Jasmin Glynn, who won by 111, under threat had Reform not stood.

There are two problems with that argument though. First, Reform stood everywhere in Wandsworth and didn't prevent the Conservatives regaining other council seats.

History of East Putney ward results

Year	Con	Lab	LD	Grn	Oths
1900	60.8		27.0		12.2
1903	62.8		37.2		
1906	Unop				
1909	Unop				
1912	76.2		19.4		4.4
1919	*81.5	18.5			
1922	Unop				
1925	83.2	16.8			
1928	77.4	22.6			
1931	89.2	10.8			
1934	77.3	22.7			
1937	73.7	26.3			
1945	59.8	40.2			
1949	76.3	23.7			
1953	73.5	26.5			
1956	59.8	35.5			4.7
1959	57.5	42.5			
1962	36.7	40.7	20.2		2.3
1964	54.1	33.6	9.5		2.8
1967B	63.4	23.1	11.9		1.6
1968	64.8	21.4	9.3		4.5
1971	55.7	39.3			5.0
1974	55.6	28.1	12.7		3.6
1978	69.9	22.7	7.4		
1982	59.3	20.5	20.1		
1983B	54.5	23.6	20.3	1.7	
1986	55.8	29.1	10.1	5.0	
1990	62.7	25.9	5.5	5.8	
1994	58.8	31.3	9.9		
1998	61.9	27.3	10.8		
2002	63.4	24.5	12.2		
2006	61.7	12.9	10.1	15.2	
2010	53.2	19.8	18.2	8.7	
2014	48.0	20.7	9.3	14.0	7.9
2018	52.8	25.3	15.2	6.7	
2022	41.6	37.7	9.6	11.1	
2026	35.6	33.5	8.0	15.2	7.6

Results from 1900 to 1978 are for Putney ward
Thicker lines denote years ward boundaries changed
Unop = unopposed
*Conservatives stood as Residents Association in 1919

Also, it's still in the context of a once safe Conservative ward - a ward they never came remotely close to losing until 2022 - being neck and neck. Plus, of course, we have no idea how many Reform voters are ex-Conservatives, ex-Labour or simply new voters.

If we return to the formation of the borough in 1900, we see how a new town arose over a century. Back then what is now Putney: the part of Wandsworth borough west of the river Wandle, had just two wards: Putney and Southfield.

The boundary was, as it is today, Putney Hill, but also the high street and bridge, and then Wimbledon Parkside. The number of voters in the two wards was just 7,173 in 1900.

That was how things stayed until 1949. By then there were 54,629 voters and two new wards: Thamesfield - covering Putney riverside, and West Hill - covering uphill Southfields, though sprawling all over the place, emerged.

In the 1950s the London County Council began development of a vast new council estate in Roehampton: the Alton, plus other new housing construction in West Hill. By 1962: the last election to the old Wandsworth council, the Alton was largely occupied and Putney ward had nearly 22,000 voters. So when the new borough was formed a new Roehampton ward was carved out and Putney shrank to cover the whole hillside.

Still Putney's population was outgrowing its wards. By 1974, Putney ward had almost twice as many voters as Queenstown but the same number of councillors. Six Battersea wards with 53,195 voters had 18 councillors while five Putney wards with 66,187 voters had 15.

Correcting that unfairness in 1978 split the ward into East and West Putney and gave the Conservatives four extra seats before a single vote had been cast.

And for all but two of 122 years, Putney and East Putney always voted Conservative, usually by big margins (the two being 1962-1964 when the Tories lost votes to a Liberal Party challenge, enabling Labour to win).

Putney Hill and its surrounds were, historically, roads lined by grand villas for the wealthier families of south west London. A scattering of these massive gothic houses still exist in between the newer blocks. But as the nature of the area changed; as the families aged or moved on the houses became far too big for one or two occupants alone.

Given the popularity of Putney, the desire for everything "modern" in the white heat of technology of the 1950s and 1960s, and in an era where conservation was not

especially valued, selling-up to transform a decaying villa into a block of flats was a lucrative prospect.

There are surviving examples of how Putney Hill and the surrounds used to look: at the foot of the hill once the shopping parade ends, Rosslyn Tower in St John's Avenue, at 41 Carlton Drive where very modern glass and steel extensions have been bolted onto older houses, and dotted down one side of Mercier Road, for example.

But this part of East Putney was also the drafting table for every modernist fad running riot in the 1950s and subsequently, from the art deco "Royal" blocks (there are three of these: Court Royal, Garden Royal and Heath Royal) which typify most of the tenements in the area, to concretopia Coniston Court, to the Italianate chalet blocks in gated-off Heath Rise in Kersfield Road and Colebrook Close on West Hill,, and others that really are just non-descript brick cuboids containing flats. Interspersed by the occasionally council block.

So. East Putney, unlike West Putney or Thamesfield, is a "newer" ward. It is a younger ward. It has a much higher private rented and leasehold sector. That sector was once lock-step in-line with Putney home-owners in their political allegiance - but not so much now. Brexit, the mess the Conservatives made of government, the feeling that government has not been on the side of younger voters and the lack of what some political analysts call a decent "retail" offer from the Tories has animated a vote that does not threaten them in Thamesfield, West Putney or Southfields: but does in East Putney.

The relatively promising evidence for the Conservatives is that there vote has not collapsed: it's pretty stable. But Labour has climbed - soared really, since 2018 - in part by unifying the non-Conservative vote as much as it can. It's possible Labour has topped out in terms of unifying this vote and can't advance further without getting Tories to switch. It's also possible that Conservative unpopularity among young renters might diminish, though there's no sign of that so far.

But the fact that East Putney inched further to Labour in 2026 despite the far less propitious electoral environment is a worry for the Conservatives. Whichever scenario is true, this is now a marginal in the least likely place one could have been imagined a decade ago.

Falconbrook

A couple of wards were resurrected in 2022 that were remarkably similar to antecedents on Battersea Borough Council. Battersea Park (Park) was one, while Falconbrook looks a lot like the old Winstanley ward.

Both wards centred on the huge blob of land between Plough Road to the west and Falcon Lane in the east, immediately north of Clapham Junction Station. Both took in what is now the Maysoule Road area, leading to the Wandsworth roundabout and Trinity Road, while Falconbrook stretches east to include Little India and Falcon Park, and then the Burns estate east of Latchmere Road.

This is the epicentre of Labour's strength in Battersea. 45% of residents rent their homes from the council or a housing association. Think of the size of that proportion in a borough whose Conservative leaders did everything they could to persuade, coax and cajole council tenants to exercise their right to buy their own homes. This ward is, essentially, a council estate ward. At least for the moment.

That area north of Clapham Junction comprises - should say comprised - four big council estates: the Winstanley, York Road, Kambala and what is now known as The Falcons but used to be the Livingstone estate (not named after Ken). It is also the epicentre of so-called estate "regeneration" - pretty much all of the York Road estate is being demolished and replaced by masses more high-rise, densely-packed buildings.

More of the Winstanley survives, but not the iconic low rise blocks Gagarin and Sheppard Houses, named after the first two humans to undertake space travel. Of these, the naming of a block after a Soviet astronaut was more remarked on: a left-wing Labour council naming a block after a Communist hero. In fact the council invited both astronauts to attend the opening of their blocks; neither came.

But the three medium rise blocks: Sendall, Shaw and Clarke-Lawrence Houses (named after Battersea councillors), and the high-rise Sporle Court (ditto) will avoid the demolition crews, along with low rise blocks like Carmichael Close.

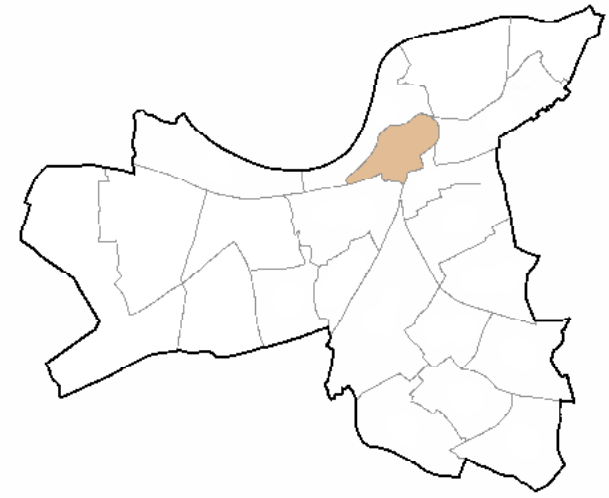

In 2026 the Green Party elsewhere in London targeted wards with huge proportions of council housing; often Labour's safest wards.This was in part because there is often a correlation between large council estates and large Muslim populations: a key target of the Greens hoping to maximise unhappiness with Labour over Gaza. But it was also about how little some of these most deprived neighbourhoods perceived they had benefited from a Labour government.

They didn't win these wards but they came very close in some: Harrow Road ward in Westminster, and Golborne in Kensington for example. In Wandsworth they chose to focus on the other end of the borough: Tooting Broadway ward in particular: a ward with comparatively little council housing though similar proportions of Muslims to Falconbrook.

Yet without doing any work here, their top candidate won 692 votes: 25.7%. This in a ward the Greens didn't even contest in 2022. Labour dropped by a similar amount.

This was a direct Labour to Green swing and by far Labour's biggest collapse in the borough. Where Labour had won by 70% to 25% over the Tories in 2022, making

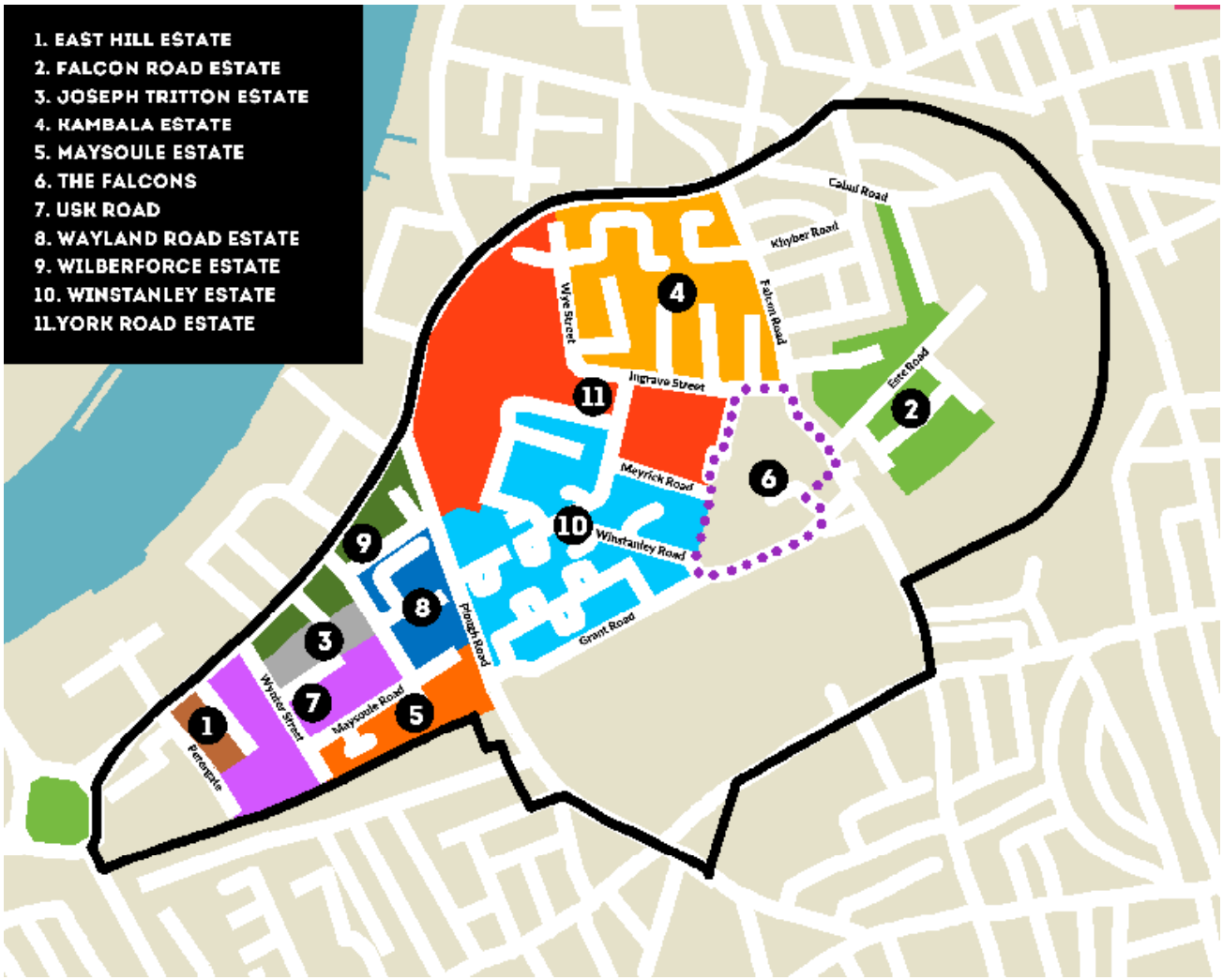

Falconbrook their second safest ward, in 2026 they won by 44% to 22% over the Greens.

That's plenty comfortable but should put it on the Greens' radar (where it should have been already). Not just because of the council housing but because of the regeneration and another of the Greens' core targets: young professionals privately renting in new blocks who are struggling with the cost of living. Just because these were Green targets in 2026, they may not be in 2030.

The history of this central area is shaped by party politics: first in the Conservative interest and, much later in Labour's. Pretty much up until the opening of Clapham Junction Station in 1963 this was largely undeveloped, marshy farmland - marshy because the Falconbrook river ran diagonally across before entering the Thames beyond Ingrave Street; about 30 metres south of what is now Battersea Helipad. The Falconbrook would regularly flood the neighbourhood, so eventually a culvert was dug for it and it then became a combined sewer. It now decants into the Thames Tideway Tunnel.

In 1853 the Conservative Land Society (CLS) purchased this stretch of land north of Clapham Junction. Land Societies played a big part in the development of Battersea and the Wandsworth Common area (see the Trinity ward profile). Essentially, the franchise back in the mid 19th century extended only to freeholders of land.

In the intense and ruinous battle over the Corn Laws, Tories and Liberals attempted to ensure there were majorities of voters in their favour all over the country. For that they needed freeholders, and for that they needed to organise the purchase and parcelling off of land for a sum of at least forty shillings.

The CLS was the dominant Land Society in South West London, rapidly evolving from just a purchaser of low-value land into a major developer of sorts. The first batch of lots totalled 81 and resulted in the creation of Wye Street. Newnham Winstanley and Lt. Col. A. Meyrick were directors of the CLS. Development snowballed into hundreds of lots and, not long after, the area was covered with roads and houses, full of voters.

But this housing was tired and damp because of the marshland it was built on; it was squalid because of soot from the hundreds of trains a week travelling through the station and its occupants were poor. The area was earmarked for redevelopment as early as the mid 1930s.

Labour won control of Battersea Council in 1934 and some of the party's councillors had grown up in these "slums", fostering a prejudice against dilapidated, mouldy, overcrowded Victorian terraced housing.

But with money scarce, early on they only managed small efforts like Darien House in Darien Road: the first of the new council blocks and still there today.

Their crusade to transform the quality of housing at Clapham Junction received a huge, yet unpleasant boost from the Second World War. While surprisingly little of the area was bomb-damaged, a lot was, and the rest wasn't considered of high quality either.

The post-war consensus meant that funding was suddenly available for large-scale council house building.

The Winstanley estate was the first project covering the south-western corner, opening in stages throughout the mid to late 1950s. Then came the Livingstone estate immediately east of the Winstanley: the gated-off estate you're confronted by when exiting the north side of the station.

The Livingstone estate hit the news in 1985 when Wandsworth Council sold the estate of two tower blocks and five low rise blocks to a private developer for £4.65m. It was promptly decanted, refurbished, landscaped, gated off and sold-off. This prompted a huge scandal - the London Programme ran an entire episode dedicated to the story - focussed both on the privatisation of an entire council estate and the tiny sum Wandsworth sold it for.

In their defence, the price was low because the Livingstone blocks were full of deadly asbestos and the cost of clearing it out and refitting the apartments all fell on the developer. Still, a bargain even in the mid-1980s.

The Falcons, as the estate is now known, still stands, fenced off from the rest of Clapham Junction and immune from the regeneration plans.

Once the Winstanley and Livingstone were completed, attention then turned to the middle of the estate: what became the York Road estate.

History of Falconbrook ward results

	Con	Lab	LD	Grn	Oth
1900	41.8		58.2		
1903	43.9		56.1		
1906	43.0	12.7	41.5		2.7
1909	50.4	12.4	37.2		
1912	46.0		54.0		
1919	8.8	38.3			52.9
1922	24.0	76.0			
1925	31.1	68.9			
1928	26.3	73.7			
1931	30.7	57.7			12.6
1934	16.2	83.8			
1937	21.6	78.4			
1945	8.6	91.4			
1949	15.1	79.3			5.6
1953	6.4	93.6			
1956	5.5	94.5			
1959	7.4	92.6			
1962	9.0	84.8			6.2
1964	23.0	62.6	11.1		3.4
1968	42.0	37.4	9.2		11.4
1969B	34.6	47.1	6.6		11.0
1971	25.6	68.5			5.9
1974	26.6	65.8	8.2		
1978	35.3	52.8	4.3	7.6	
1980B	16.0	54.5	26.6		2.9
1982	25.7	49.5	24.8		
1985B	20.6	54.6	9.2	1.4	
1986	32.6	54.5	7.6	5.4	
1990	45.7	42.8		11.5	
1994	43.5	48.9	7.6		
1998	54.0	38.8	7.3		
2022	25.2	69.6			5.2
2026	15.2	44.4	5.2	22.8	12.4

Results from 1900 to 1962 are for Winstanley ward

Results from 1964 to 2002 are for St John ward

No comparable ward between 2002 and 2022

Thicker lines denote years ward boundaries changed

This estate was significantly different to the Winstanley, comprising three nine storey slab blocks, with no ground floor homes: garages instead; and three high-rise blocks.

This estate was not successful. It felt oppressive. The quality of the system-built construction was poor. Because there were no homes at ground level there was no oversight of what went on around the blocks: the crime and anti-social behaviour. What shops and community facilities existed weren't great and often needed hefty shutters and other security measures to see off the shoplifters and robbers.

There was no private space designed-in: no balconies, no gardens, and you accessed the flats from within the core of the building down long corridors with no natural light: just flickering, garish security lighting.

For some reason the council thought it would be the height of fashion to paint the walls of these corridors popular colours like bright orange, or beige, or any other remaindered stuff they could get on the cheap. In short it rapidly became the caricature of a badly designed, unloved council estate.

So when the residents when given a vote on whether to renovate these buildings, demolish some but leave most of the estate as is, or completely demolishing it, they chose complete redevelopment by a large margin.

The last of the York Road slab blocks was demolished in 2026 though a couple of the tower blocks: Penge and Inkster, are still occupied. This estate barely lasted fifty years: about half as long as the Victorian "slums" it replaced.

Finally, there was the Kambala estate in the north east of this territory. Again it is starkly different: a low rise estate of 1970s houses in the main. The estate was built facing inwards, away from York Road and with so many of its houses purchased under right to buy the council could not afford to buy-out the freeholders to include it in the regeneration regardless of whether they wanted to or not. Given how many more high rise housing units could be squeezed onto the footprint of the Kambala than there are houses there, however, you would imagine that they would have wanted to.

So those were the four Clapham Junction council estates of which only one - the Kambala - will survive unaltered when the cranes finally come down and the brand new blocks stop rising. So let's talk about the regeneration.
In 2013 the then Conservative-run council announced plans for a major regeneration of the Clapham Junction estates, alongside a somewhat smaller plan for Roehampton's Alton estate.

The plan proposed redevelopment of most of the York Road estate and some of the Winstanley, creating over 2,750 homes. About 1,300 of the 2,750 York Road-Winstanley homes will remain in council hands. The figure was much lower: about 750, but when Labour took power in 2022 they increased the share of what was left to construct (still the majority of the site) to 50%.

The remainder will be principally sold at market value or as shared ownership. Once finished it is likely, given the sell-off of the Livingstone estate, the high amount of right-to-buy sales on the Kambala, and the 2,000 new private homes that a majority of housing in this area will no longer be council owned, where once the whole of it was.

It will also be - to some extent already is - a hodgepodge of different types of housing: the new, much higher-rise than the council ever built, towers; the 1970s houses of the Kambala, the increasingly dated Falcons blocks, the iconic, unusual architecture of the Winstanley estate remnants, and some infill blocks that have been constructed in the interim.

While this "North Clapham Junction" area is the core of Falconbrook, with around 4,000 voters at the moment (about half the electorate) there is more to the ward. The ward runs west between York Road and the rail-line heading towards Wandsworth Town and Putney, and this area also contains a cluster of small council and housing estates.

If you pass under the railway arch from Nantes Close you'll find yourself in a green space backed-onto by houses. This is the Usk Road estate, and it gives off a vibe not dissimilar to the Baltimore estate in the first season of The Wire. Turn right and you come to the Maysoule and Wayland Road estates; continue across the green and you'll come to the old East Hill estate and the Wilberforce estate, another experiment in council block sell-offs, along York Road.

Although council estates dominate Falconbrook, there is another aspect to the ward. To the east can be found "Little India": a set of terraced streets off Falcon Road that, in fact, have little to do with India: their association is with the Afghan War of 1869 and the Zulu War of 1870. These streets gentrified very early and, along with the Poyntz triangle, formed the core of the Conservative vote in the old Latchmere ward.

To the south and east of these streets is another cluster of council housing: the Falcon Road estate with Este Road at its centre. Further east, squeezed against the curvature of the West London Line - and the eastern end of Falconbrook ward - is Falcon Park.

The old Winstanley ward was, as you might expect, phenomenally safe for Labour. In 1956, for example, the top Labour councillor here won 98.3% of the vote; in 1953: 95.5%, and 1959: 98%.

But when Battersea council was abolished, Falconbrook started getting sliced and diced. The end west of Plough Road first got placed in St John ward, along with the riverside from Wandsworth Bridge to where the Falconbrook discharged, while the rest was in Latchmere.

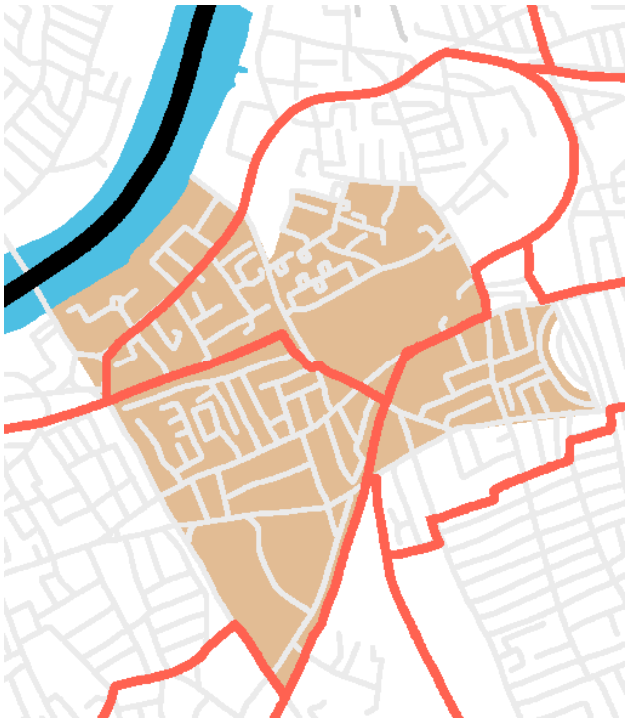

map showing St John ward (1978-2002 boundaries) with current ward boundaries overlaid

In 1978 the boundaries were changed and 3/4 of the Clapham Junction estates - not the Kambala - were moved into St John as well. Splitting this area almost along the route of the Falconbrook river was a strange choice. St John ward straddled Clapham Junction station, taking in the shopping precinct around Arding and Hobbs, all of St John's Hill and climbed up Lavender Hill/Battersea Rise to Lavender Sweep.

St John was a safe Labour ward from the start of its existence: not in the same league as Latchmere or Queenstown but not somewhere the Conservatives could win except in years when Labour melted down. In 1986 Labour won St John by 55% to 33%.

But in that disastrous 1990 election for Labour they lost two of the three St John seats to the Tories: it was now 46% to 43% in the Conservatives' favour. The ward became a classic battleground: Labour regaining all three seats in 1994 but then losing it decisively in 1998.

In 2002 St John was abolished. By then Labour was starting to worry even about winning Latchmere: their third candidate there in 1998 had held on by just 49 votes.

So their plan, adopted by the powers that be, put all of the Clapham Junction and Maysoule neighbourhoods into Latchmere, while the southern bits of St John were divided between Northcote and Fairfield wards. That made Latchmere secure (though Labour again barely held the ward in 2006) but it was a defensive choice, packing a huge amount of Labour's core vote into just one central Battersea ward.

By the time of the next boundary review prior to 2022, Labour was in a much stronger position in Wandsworth and their strategy became aggressive, not defensive. Now they wanted to distribute the Labour vote from Latchmere more widely. The goal was to turn the seven Labour councillors elected in 2018: three in Latchmere, three in Queenstown and one in St Mary's Park, into eight safe seats: three in Battersea Park, three in Shaftesbury and Queenstown and two in Falconbrook.

Belatedly, after Labour had submitted the plan that was adopted, the party realised they could have proposed a 3-councillor Falconbrook which crossed York Road to take the Badric Court estate and some surrounding, more Conservative-voting streets. But the die had been cast and their attempt to amend their own plan failed.

But that, may have been fortuitous given Labour would probably not have won two seats in St Mary's ward in 2022 had Badric Court and Totteridge House been removed. And Labour won ten seats, not eight, in North Battersea that year.

But then things went a little wrong again for Labour in 2026, losing a seat in Battersea Park and both their councillors in St Mary's. So, back to their 2018 base of seven seats; but now with six Conservatives where there were only...well, let's say four given two thirds of Shaftesbury ward is now part of Shaftesbury and Queenstown, in 2018. But at least that ward and Falconbrook still appear reasonably safe.

The lesson, perhaps, is that you can be too clever by half messing around with ward boundaries.

The last time the Greens did reasonably well in Wandsworth, in 2006, they managed second place in a very different set of wards: East Putney, Nightingale, Northcote and Wandsworth Common: back then all safe

Conservative wards. This time they did best in Labour wards: Furzedown, Tooting Bec, Tooting Broadway, Shaftesbury & Queenstown and Falconbrook.

Of all these wards, a case could be made that Falconbrook is the Greens' best opportunity given the huge numbers of new voters moving into Clapham Junction in the next few years. New voters who, at least at the moment, are at the very least open to voting Green and, had they worked this ward in 2026, would already have done so in even larger numbers.

Labour should still be able to hold this area which has elected them for most of 126 years, but as it evolves, they cannot be absolutely assured of Falconbrook's ongoing loyalty.

Furzedown

The furthest corners of the borough are often the parts least like it. Nine Elms and much of Roehampton are new or relatively new neighbourhoods. Furzedown, the most southerly ward, is also distinct. *"As Furzedown goes, so goes nowhere"* might be this ward's motto.

For three decades Furzedown was Wandsworth's contrary ward: the most marginal, the most likely to elect councillors from different political parties.

It would often swing against the tide: Labour gained a seat off the Tories here in their 2006 disaster year. In only three other London boroughs did that happen. In 22 elections from 1949 to 2014 the two parties finished within 10% of each other in more than half. And yet today, Furzedown is one of the safer Labour wards.

No party won a bigger majority anywhere in Wandsworth in 2014 and 2018, though that wasn't true of 2022.

Although this is the most southerly ward in Wandsworth borough it does not really feel like a Wandsworth ward - possibly not even a Tooting ward. Its only real main road, Mitcham Lane, runs east-west from Streatham. A large chunk of it is known as Streatham Park. It used to be part of the Streatham constituency (and Streatham ward) - it nearly was again until the 2013 parliamentary boundary review was axed.

But perhaps rather than trying to work out where Furzedown aligns most closely it's best simply to note that this is a neighbourhood unto itself.

It is fiercely independent. It is isolated in the sense that it has mostly impassable railway boundaries on three sides, a large common to the north and the river Graveney - a tributary of the river Wandle - to the east.

These are not boundaries so physical as to imprison its residents, but physical enough as to have led to few crossing points when the area was being developed in the late 19th and early 20th centuries. There are only eight roads in or out of Furzedown. It is a ward where having a local address substantially increases a candidate's chance of winning; and a non-local one is an electoral handicap.

Furzedown was one of the last areas of Wandsworth borough to be developed. Until the turn of the 20th century this was field after field of open space with

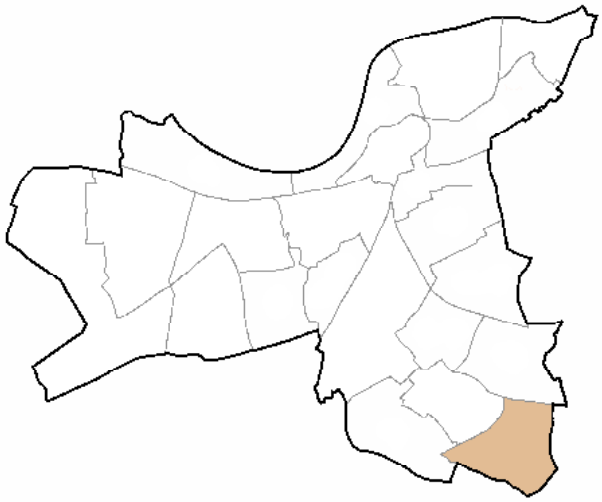

Furzedown Park Farm in the middle - where Furzedown Park now is. Streatham Park - the area east of Thrale Road - is somewhat older: an overspill and attempted continuation of what was, in the 19th century, described as the best neighbourhood in south London.

Development across the rest of Furzedown ward did not spread south from Tooting but west from Streatham Park. And even though the area has changed considerably since it was first laid-out in the late 1800s, Streatham Park was, for years, the core of the Conservative vote in Furzedown.

The irony is that Streatham Park, built as an annexe to prosperous, Streatham - with huge houses offering sweeping vistas over Tooting Bec Common and the fields of Furzedown Park - is today the least affluent part of the ward, mainly due to the building of the Faylands estate; the ward's only sizeable council housing stock.

When people talk about London being a city where extremes of poverty live cheek-by-jowl besides extremes of wealth, Streatham Park would not be a bad example. Turn from Thrale Road - the boundary of the Faylands estate, into Abbotsleigh Road - the heart of the Streatham Park conservation area, and you move between, quite literally, two entirely different worlds.

There is a certain irony that Labour's safest wards in Tooting, at least until 2026, were those without vast proportions of council housing. This contrasts with how vehemently the Conservatives ascribed Labour's motives for building so much public housing in Wandsworth from the 1950s to late 1970s to "gerrymandering" .

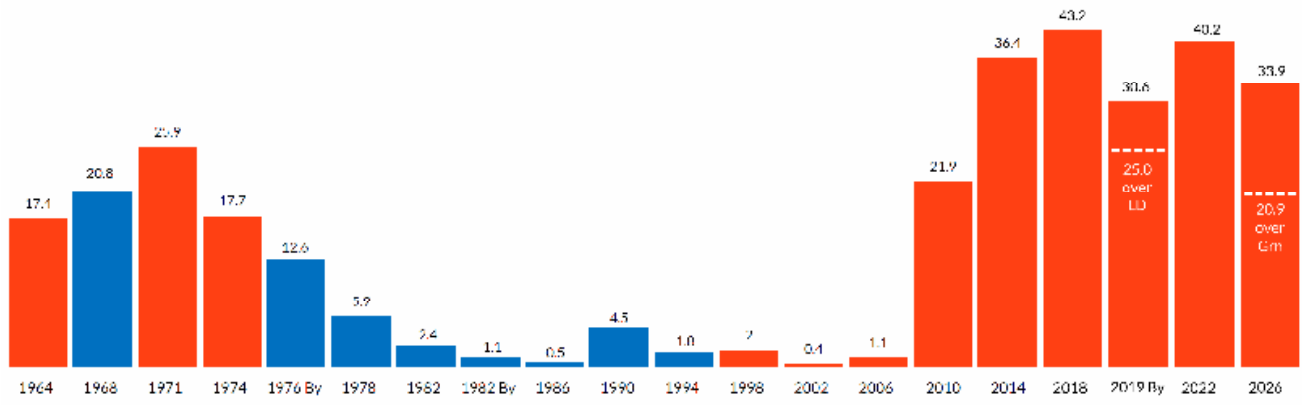

Lead of Conservative or Labour over the other in Furzedown, 1964 to 2026

In terms of housing tenure, Furzedown looks no different to what you might expect a Tory ward to look like: 49%are owner occupiers, 19% public housing tenants, 31% private renters. And while private renting has increased and owner occupation has declined, the changes aren't marked.

The ethnic minority population in Furzedown is growing, but not exactly rapidly, and the white English population declining: down from 66% in 2001 to just 41% in 2011 and 39% in 2021.

One of the reasons it's wrong to regard Furzedown as the third of the three Tooting-proper wards is that, whereas the principal minority communities in Tooting are from the Indian sub-continent, Furzedown has a larger African-Caribbean minority (if only just): 16% to 10.5%.

In the South Balham profile the argument was advanced that this area of south London has been swinging very rapidly away from the Conservatives. The wards surrounding Furzedown in neighbouring boroughs are a case in point.

	1986	2022	2026
Furzedown	**44.0**	**18.3**	**13.4**
Streatham Common (Lambeth)	49.0	16.1	7.0
Streatham St Leonards (Lambeth)	47.7	8.8	8.1
Streatham Hill West (Lambeth)	51.8	6.5	7.6
Streatham Wells (Lambeth)	50.9	9.5	4.7
Graveney (Merton)	32.2	11.7	8.6
Longthornton (Merton)	47.6	16.2	9.6
Pollards Hill (Merton)	46.2	14.3	6.8

Conservative vote shares in Furzedown and nearby wards in neighbouring boroughsover 40 years

Looked at this way it is not that Furzedown has swung so far from the Conservatives that is the surprise: it is that it took as long as it has. Nor is there any divergence between how council wards vote and parliamentary constituencies. Labour failed to gain the Streatham constituency in their 1966 general election landslide. In 2019 - Labour's worst general election result since 1935 - they won Streatham by nearly 17,690, albeit on somewhat different boundaries.

Some of the residents may simply be converts: former Conservatives who began switching their allegiance to more "progressive" parties in the late 1980s. But far more is down to simple transplantation of affluent, long-term, white conservatives with a more diverse, cosmopolitan, younger and more transient community.

The wider Streatham area - less so, but not excluding Furzedown - underwent what some people call reverse gentrification in the late 1980s: out of town supermarkets sucking the life out of once vibrant high streets; long-term owner occupiers replaced with short-term tenants; under investment in public services making local facilities look run down and off-putting. These areas have rebounded to differing degrees in subsequent years and Streatham is much more affluent.

But possibly the most significant factor in the decline of the Conservatives is that it has tracked the decline in relevance (and recollection) of the far-left Labour administrations that ran neighbouring Lambeth.

In the Balham profile one of the Tory posters highlighting the difference between Conservative Wandsworth and Labour Lambeth and is reproduced. But the antagonism extended far beyond the different levels of household rates - and thereafter Poll Tax the two boroughs levied.

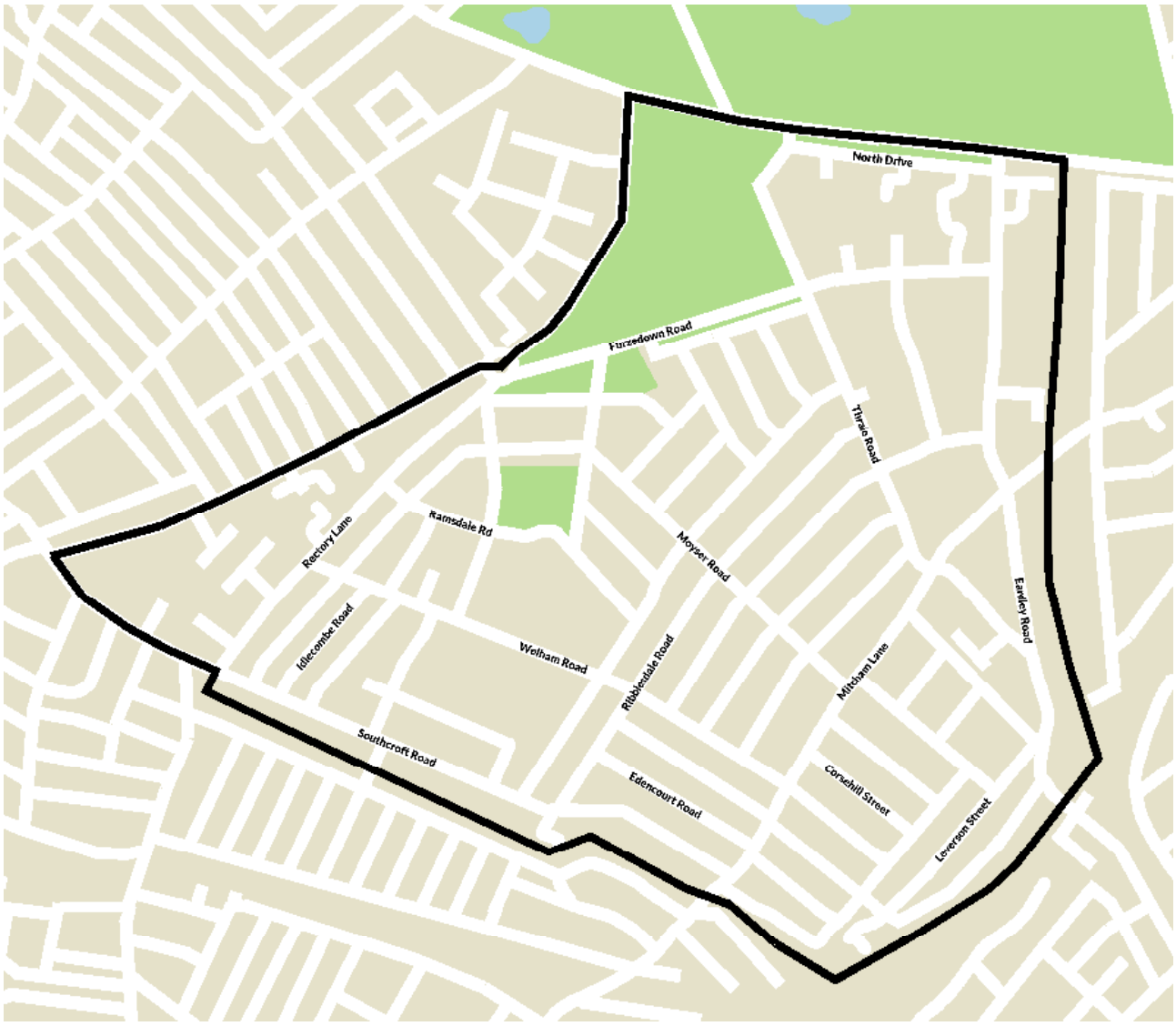

It was about the class warfare that many believed Ted Knight and his successors: Linda Bellos and Joan Twelves, were waging against all but the poorest residents; about the political correctness and gesture politics. And it was about the constant provocation of the Tory government that led to a refusal to set a rate and the surcharging and disqualification of rebel councillors. While Labour retained and strengthened its grip on moderately-run Lewisham and Greenwich, it lost control of Lambeth in 1982, 1994 and 2002. And now in 2026.

This sort of socialism didn't just leave the more affluent parts of Lambeth and Wandsworth cold: it actively encouraged them to vote Conservative so that in Lambeth there was a strong opposition to try and keep the hard left in check, and in Wandsworth to protect residents from any repeat this side of the border.

In Wandsworth, Furzedown was one of the first wards to turn against a perception that Labour councillors here were too left-wing. prior to the Tory takeover in 1978. There were differences between Labour in Lambeth and Wandsworth of course. On this side of the border the politics were less about personalities and far more about getting on with implementing radical policies, particularly in the sphere of housing.

But when Edward Heath's Conservative government insisted that councils increase rents for council tenants the decision on whether to obey the law split Labour.

The split was deep and it was rancorous. Among many other consequences it drove Labour councillor Professor Brian Prichard, from an illustrious family of left-wing intellectuals (and Wandsworth Labour councillors), to cross the floor to the Conservatives.

In 1974 Labour had won Furzedown by a comfortable, if not spectacular 600+ vote majority. Prichard, having decided he had no chance of defending his safe Labour seat in St John ward as a Conservative, stood here and lost.

But in 1977 Furzedown Labour councillor Frank Sims died. Prichard stood in the by-election and was swept back into office on a 15% swing and with a majority of 456.

The 1978 election proved much closer but only because long-serving and well-known Labour councillor James Dixon clung on to his seat. Prichard and his fellow Tory won by much bigger majorities. But there then followed 28 years of the most extraordinarily close contests ever recorded in local government.

A ward that should, by rights, have been reasonably comfortably Labour never produced a lead for either party of more than 6% until 2010. Labour managed to regain a lead by 1998 but by similarly death-defying amounts: 0.4% in 2002, 1.1% in 2006. During these seven elections Furzedown split its representation no less than five times including 1986. Had Labour been able to win just one more of Furzedown's seats, they'd have regained the council.

Brian Prichard remained a Furzedown councillor until 1990 before being rewarded for his high-wire survival act with the very much safer East Putney, where he stayed until his death in 2010.

Labour started pulling into the lead - though the ward continued splitting - in 1998. The table above suggests stasis throughout this period but the reality is that Furzedown was trending Labour because the borough as a whole was moving towards the Conservatives.

No better indication of this is there than the 2006 election when Labour actually gained a seat in Furzedown when it was losing hundreds across London and two elsewhere in Tooting.

Until 2010 Furzedown was another ward that voted very differently in council elections than in general elections: there is simply no way Labour MP Tom Cox would have held Tooting throughout the 1980s without racking-up big leads in Tooting, Graveney and Furzedown. But in 2010 the two: national and local voting behaviour, converged (as did the two elections: general and local) and Labour finally regained all three seats, decisively.

History of Furzedown ward results

	Con	Lab	LD	Grn	Oth
1949	59.3	32.9	5.3	2.5	
1953	54.8	45.2			
1956	46.8	50.2		3.1	
1959	47.0	49.8		3.2	
1962	38.6	45.2	12.4	3.8	
1964	36.9	54.3		8.7	
1968	58.3	37.5		4.2	
1971	35.8	61.7		2.5	
1974	34.4	52.1	11.0	2.5	
1976B	47.6	35.0	6.7	10.7	
1978	49.3	43.4	5.4	1.9	
1982	40.9	38.5	17.9	2.7	
1982B	43.0	41.9	15.0		
1986	44.0	43.5	8.7	3.7	
1990	47.4	42.9	4.5	5.2	
1994	46.2	44.4	5.7	3.7	
1998	44.2	45.8	6.0	4.0	
2002	41.5	41.9	6.6	10.0	
2006	40.2	41.3	6.2	12.3	
2010	28.6	50.5	13.2	7.7	
2014	20.2	56.6	4.9	18.3	
2018	21.2	64.4	4.3	10.1	
2019B	18.4	49.0	24.0	8.6	
2022	18.3	58.5	5.1	18.1	
2026	13.4	47.3	5.1	26.4	7.8

Thicker lines denote years ward boundaries changed

A further swing in 2014 turned this from being the most marginal ward in the borough to Labour's second-safest in the space of eight years. In 2018 Labour's lead surpassed forty percentage points and stayed there in 2022.

A by-election in 2019, in the middle of the national trauma over Britain trying to leave the European Union resulted in a near-18% swing to the Liberal Democrats, they being the strongest advocates of overturning the referendum result in this massively Remain-voting ward. But even on that swing, Labour won by 924 (25%).

This was, of course, just an aberration. At the 2019 general election the Liberal Democrats were crushed and in 2022 Furzedown produced another landslide Labour win, the Lib Dems polling just 5% here.

Furzedown, being wedged down the bottom of the borough and bounded on three sides by the borough boundary, is largely protected from boundary reviews.

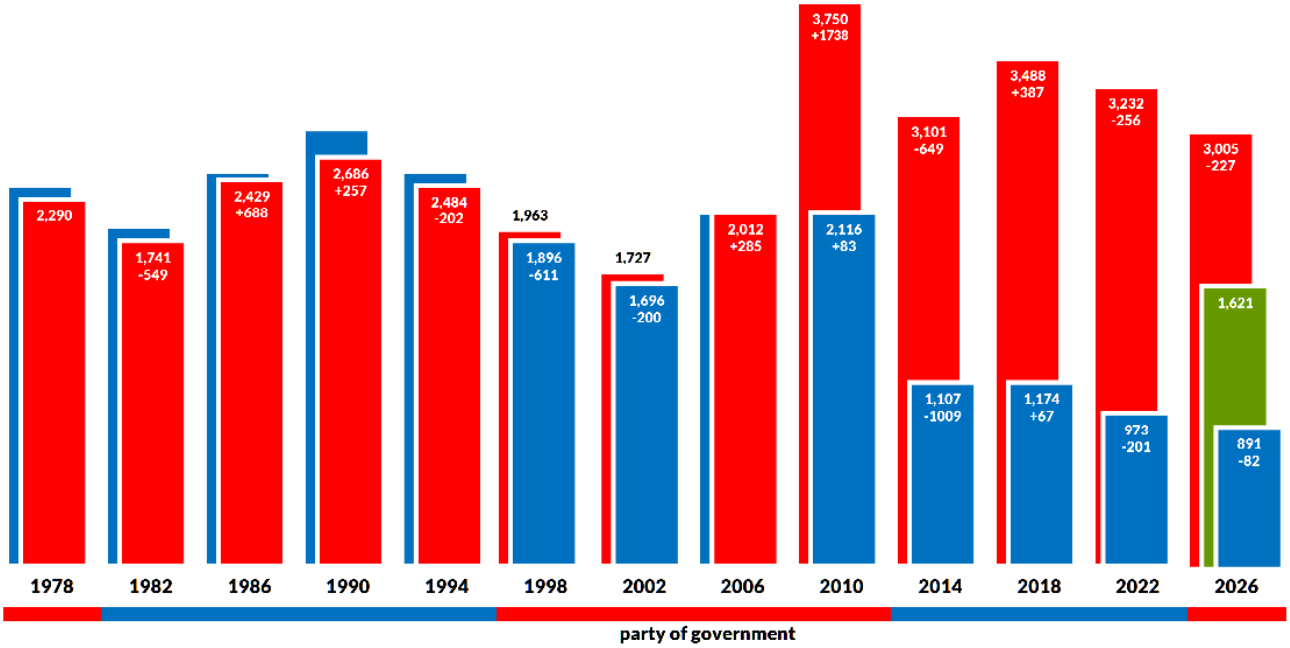

Nonetheless, because the size of the council was reduced to 58 seats (which drives up the number of voters each ward needs within it) the ward needed to expand. There were only two options. Furzedown could take the Heritage Park estate: a modern private estate on the edge of Tooting Common. Or it could take a wedge of small estates: a mix of housing association and small private estates, between Church Lane and Rectory Lane. In fact this too was a slightly older modern (largely) private estate.

This area had been the grounds of Tooting College, then a workhouse, then a military hospital and then later St Benedict's Hospital. That hospital closed at the start of the 1980s and today it is a mass of cul de sacs: Bevill Allen Close, Hawthorn Close, Abbey Close, Limetree Walk, Rame Close. Neither of these two chunks of the old Graveney ward would affect the political balance of Furzedown (after all, they hadn't in Graveney), even if they tried to. But it was St Benedicts Close that moved to Furzedown and Heritage Park went to Tooting Bec.

But then, in 2026, Labour faced a challenge from the Green Party. The Greens targeted next door Tooting Broadway - and almost won seats there. But it may have been a targeting mistake on their part.

We've already looked at whether the party should have considered working Battersea's Falconbrook ward given that ward's demographics, and the fact they won a quarter of the vote without doing much campaigning there.

But Furzedown is the other question mark for Green strategists. Yes, the ward has lower proportions of Muslims, fewer private renters and less council housing, but it also much more of what I'll pretentiously call a middle-class, liberal, progressive "civic society", deeply anxious about the so-called climate emergency over a longer timeframe.

Again without working the ward because all their efforts were channelled into Tooting Broadway, the Greens won 26.4% in Furzedown: their third best Wandsworth result (after Tooting Broadway and Tooting Bec). Their top Furzedown candidate polled 28.4%. The Greens won more than 20% of the vote in Shaftesbury & Queenstown and, a little more surprisingly, Nine Elms.

Labour polled a little lower than they had in the 2019 by-election, but their third-placed councillor, new candidate Samantha Lewis, was still 800 votes clear (14.5%). But that does mean the Greens only need an 8% swing to win a seat in Furzedown in 2030.

Lavender

Come out of the front entrance of Clapham Junction station and turn right. There in front of you, behind the former Arding and Hobbs building, rises Lavender Hill.

William Wilberforce, the crusading MP responsible for bringing an end to slavery in England (and for a raft of other good causes), and many of his "Clapham sect" lived in some of the grand villas running the length of Clapham Common North-side, two thirds of which is in Battersea.

Not many of these villas - including Wilberforce's - survive: they were bought up and broken down so the maze of streets running from the common to Lavender Hill could be laid out.

The sprawl of north-south streets between Lavender Hill and Clapham Common contain a vast array of styles. There are massive mansions, most subdivided into several flats, of Sisters Avenue, ornate townhouses in Garfield Road, smaller bay-fronted terraces similar in style to much of Fulham; even some of the lemon-yellow London brick houses more typically found in Northcote. This area is now Lavender ward, a new ward for Wandsworth but another with antecedents in Battersea Borough.

Until 2022, Lavender Hill ran down through the centre of Shaftesbury ward instead of being its northern boundary. Shaftesbury, somewhat like St Mary's Park, was one of those wards that gentrified rapidly in the 1970s and 1980s though much less of a shove in that direction by Conservative politicians was needed here.

There wasn't much council housing to sell off: this was simply a ward where the masses of privately owned flats and houses soared in value as Battersea became the next least-unaffordable neighbourhood closest to central London to become fashionable. As the values soared and working class jobs dwindled, more of the generally Labour-voting residents moved out and the incomers were much more likely to support the Conservatives. Wandsworth Conservatives were people of the same ilk.

The two sides of Lavender Hill were not the same though. Downhill Shaftesbury, running down to the main line, comprises the Shaftesbury estate: a huge planned grid of artisan cottages, built by a co-operative and now managed by the Peabody housing association.

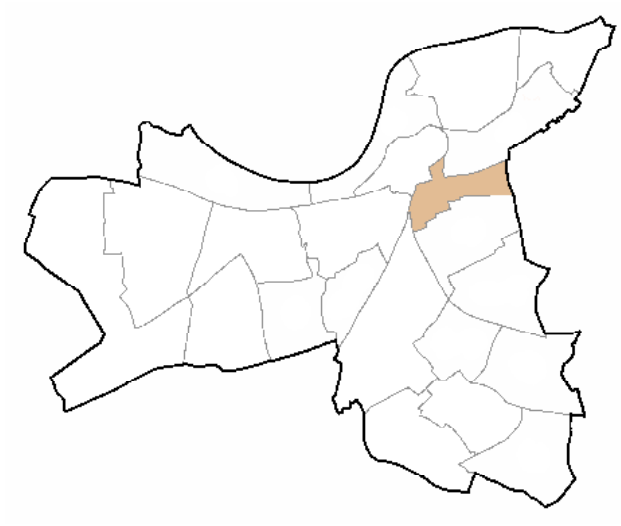

Housing association properties were never subject to right-to-buy: that was restricted to council homes, though Peabody ran its own right to buy scheme and so a sizeable chunk of the 1,200 home there are still privately-owned these days. Nonetheless, this side of Lavender Hill is very much more supportive of Labour than the Clapham Common end.

Shaftesbury voted Labour until 1990 and has never since done so. The party closed the gap to 35 votes in the ward's last outing in 2018 but, in part, that was because one of the ward's Conservative councillors defected to a pro-EU party and stood for it, winning 399 votes. The other two Conservative seats were won a fair bit more comfortably.

Because Labour could not find a way to win back Shaftesbury, when offered the chance to change the electoral map of Wandsworth the party seized it. By splitting the ward in two, the Shaftesbury estate and some council estates to the east were combined with the Queenstown "diamond" and more council estates further up Wandsworth Road, to create a fairly safe 3-councillor Labour ward.

The Clapham Common side of Shaftesbury could then be combined with a chunk of Northcote to make a 2-councillor Conservative ward: Lavender. On the face of it, this actually didn't change much because, by 2018, Queenstown had returned to Labour - so there was no direct gain from this merger with Shaftesbury.

History of Lavender ward results

	Con	Lab	LD	Grn	Oth
1900	64.0		27.8		8.2
1903	63.4		36.6		
1906	65.5		34.5		
1909	66.4		33.6		
1912	67.9		32.1		
1919	51.1	48.9			
1922	73.2	26.8			
1925	74.1	25.9			
1928	66.8	33.2			
1931	76.4	23.6			
1934	61.2	38.8			
1937	58.5	41.5			
1945	33.3	46.1			20.6
Bolingbroke ward					
1949	46.4	53.6			
1953	38.5	49.0	12.5		
1956	37.8	62.2			
1959	50.6	49.4			
1962	33.3	30.5	36.2		
Lavender ward					
1949	61.2	38.8			
1953	52.6	47.4			
1956	53.9	46.1			
1959	55.6	44.4			
1962	49.2	50.8			
Stormont ward					
1949	55.5	44.5			
1953	45.5	54.5			
1956	47.4	52.6			
1959	49.4	50.6			
1962	48.3	51.7			
2022	42.2	36.6	8.2	13.0	
2026	44.5	26.7	7.3	16.5	4.9

Results from 1900 to 1949 are for Bolingbroke ward
Results for the 3 wards that replaced Bolingbroke in 1949 are provided
No comparable ward between 1964 and 2022
Thicker lines denote years ward boundaries changed

On the other hand, Lavender - having only two likely-Conservative councillors - was a loss for that party of one. Safely Conservative Northcote was also reduced to two councillors, from three, because of the creation of Lavender. So two Tory seats were deleted in this part of Wandsworth.

There's a local curio on Lavender Hill, either side of Wix's Lane. Above the shops on the eastern side, between Nos. 11 and 13 is a street sign: "Borough of Wandsworth: Lavender Hill". On the next block above No. 15 on the western side: " Borough of Battersea: Lavender Hill".

The next-door Lavender Hill street signs showing the two old boroughs

This is not a mistake. Wandsworth used to wrap around the old Battersea borough to include Clapham and Streatham, now part of Lambeth. But it looks odd for "Wandsworth, which is geographically west of Lavender Hill, to be on a street sign to its east.

Battersea borough, prior to 1949, had a ward almost identical to today's Lavender. It had seven councillors and covered the whole of the area we've just discussed: Lavender Hill to Clapham Common, plus the north end of Northcote Road and around St Mary's Cemetery: an area slightly detached from the rest of "between the commons" Northcote. it was called Bolingbroke ward.

In the boundary changes of 1949, big wards were broken up and no more than four councillors ended up serving these smaller wards. In this case, three 3-councillor wards replaced Bolingbroke. In the east, up against the boundary with Clapham, was Stormont ward.

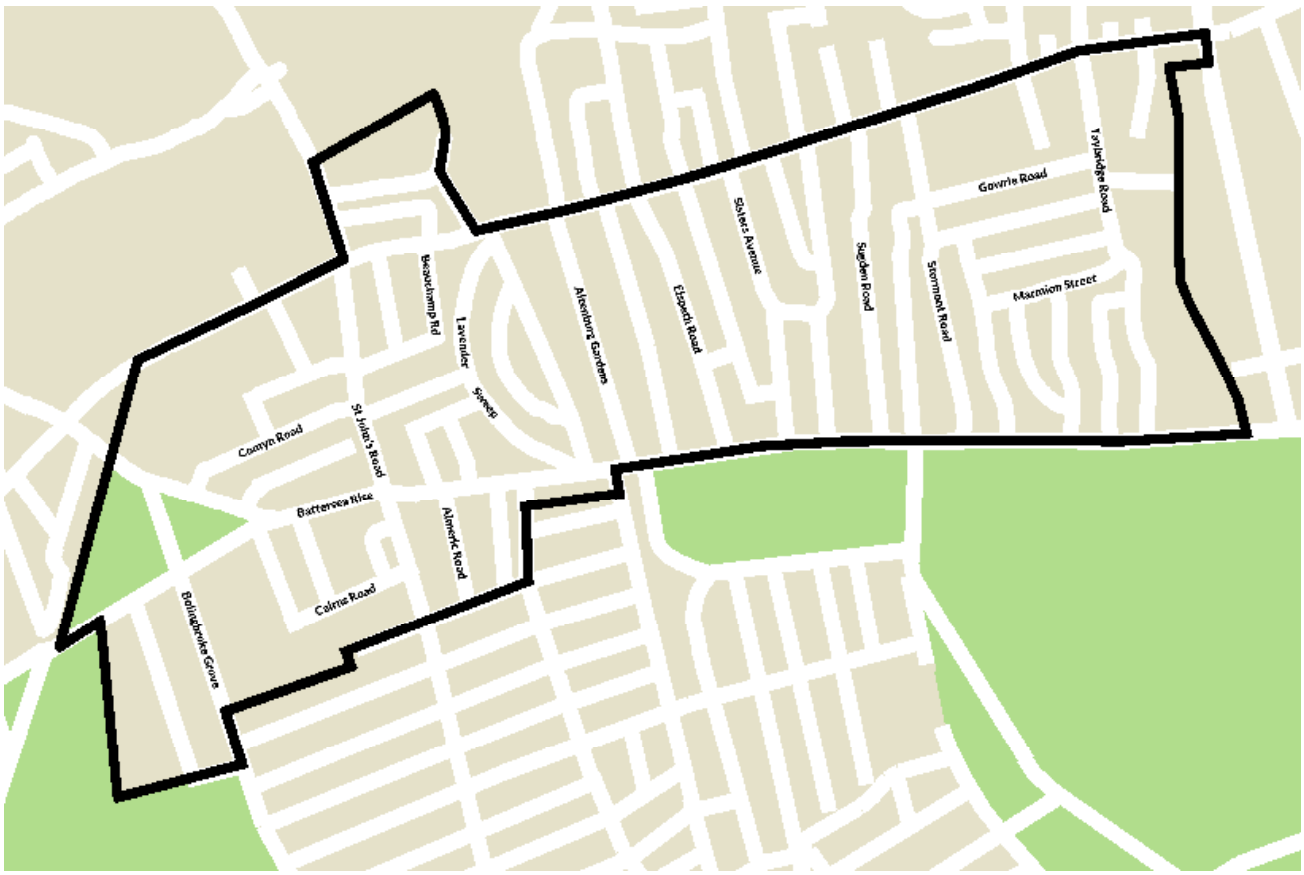

In the centre, surrounding Lavender Sweep, was Lavender ward. And a much smaller Bolingbroke ward survived in the west.

Of the three, Bolingbroke went narrowly Labour, Lavender was fairly comfortably Conservative and Stormont more marginal. Labour gained Stormont in 1953 with Caroline Ganley - who had briefly been MP for Battersea South - coming top. In 1959 the Conservatives gained seats in Bolingbroke and Stormont, but Labour won them back in 1962. And then that council was abolished, the two Lavender Hill wards were merged into Shaftesbury and Bolingbroke into Northcote.

We therefore have a political arc that is typical of middle class wards over the 20th century: starting off favouring Municipal Reform (Conservatives) over Progressives (Liberals) until 1919. Labour taking over from the Progressive as the opposition to Municipal Reform after the First World War; getting squashed in the 1920s but rapidly rebounding in the 1930s, and then becoming the dominant party in the post Second World War period.

And then, as the post-war consensus disintegrated, Conservatives recovering. This trajectory is obscured because of the sixty missing years between 1962, when Labour was fairly comfortably ahead, and 2022 when the ward was recreated.

But it is apparent in the fact that the Tories won it narrowly in 2022 and then comfortably in 2026.

We can be reasonably confident in a guess that Lavender would have probably voted Conservative since 1978 given how narrowly Labour held Shaftesbury in 1978, 1982 and maybe 1986. Given Shaftesbury from thereon produced fairly big Conservative majorities Lavender would, without question, have been Tory by very large margins from 1990 to 2022.

The 2022 result was surprising because of its closeness. Notional results had the ward existed in 2018 gave the Tories a lead of almost a thousand: 47.1% to 25.5%.

Yet the Conservatives emerged with majorities of just 197 and 93: a lead over Labour of just 5.6%. Former Battersea Labour MP Martin Linton stood in that election, attempting to emulate Caroline Ganley in reigniting a political career after Westminster.

There are sources of Labour votes in Lavender, and these are still growing, mostly through the redevelopment of the St John's Hill estate - which has been completely demolished and rebuilt at a much higher housing density. Parts were still not finished in May 2026.

That Wandsworth Common end of the ward - the parts that were in Northcote, are also somewhat less Conservative than the wider ward was.

Arundel Close, for example, is a 1980s cul-de-sac development of small houses not typical of London, let alone Battersea - it has a provincial feel. Physically separated from the Northcote Road area by the cemetery it has a quite different identity. It's also a long way from the other end of Lavender ward at Clapham.

Things were more comfortable in 2026 with Labour losing ten percentage points of support while the Conservatives improved only slightly. One of the reasons the Conservatives may have held up was that Reform UK only won 192 votes (4.9%) while some of the 2022 Labour support returned to the Tories. The Greens polled 16.5%, a decent vote Labour could in theory look to squeeze, though the Greens will be chasing the same new voters on the St John's Hill estate as Labour.

Both Lavender and Northcote wards (and Balham for that matter) are under-represented - they have more voters than they are supposed to, enough that between them they are probably entitled to an extra councillor. That imbalance can't be rectified until the next boundary review but it matters because, had the Tories had an extra seat, they'd have a majority on the council. Though perhaps not, given the Conservatives also hold the most over-represented ward by far: Nine Elms.

The Conservatives should always be reasonably confident of winning Lavender: broadly very affluent, very white, a large proportion of homeowners, very little council housing. The only red, or maybe amber flag is the 46% of residents who are private renters; a group that has helped drive Wandsworth away from the Conservatives in recent years. Lavender has the third largest amount of these in the borough - many in the new St John's Hill development and in the streets either side of the shopping precinct in St John's Road; but scattered throughout the ward.

Nine Elms

Until very recently, the newest part of Wandsworth borough - that is: the one built virtually from scratch where almost no housing had been before (the village excepted) - was Roehampton. But that neighbourhood on the far western edge of Wandsworth is now been superseded by one on its far eastern edge: Nine Elms.

Terms like "revolutionary" and "transformative", even "regenerative" are often bandied around but, with Nine Elms the term is merited.

This area used to epitomise the term heavy industry, even more than the Battersea and Wandsworth riversides did. Here was not just the famous or notorious (for being a white elephant) power station, but also the Gas Light and Coke Works, vast train sheds, repair works and sidings, a waterworks, a waste transfer station and a major Crosse & Blackwell Factory, to name but a few.

Carving the area into distinct segments was a spaghetti junction (or to use its local name: Battersea Tangle) of rail tracks: the Victoria to Brighton line slicing through it north- south, Longhedge Junction with its Dickensian-feeling rail arches and with warehousing squeezed into the gaps in the lines; the London & South Western line to Waterloo running east-west; and the industries themselves with countless sidings to provide the supply trains that keep them going: most notably, of course, Battersea Power Station.

To the south and west of Nine Elms, dispersed and submerged beneath the soot, the smoke, the ash and the grime - around this huge vast industrial landscape, were some of the poorest quality slums around, along Battersea Park Road, Nine Elms Lane and Queenstown Road, in Patmore Street and streets off Wandsworth Road. These were the neighbourhoods the workers of this vast light and heavy industry lived in, but Nine Elms itself was largely uninhabited.

Nine Elms had its own ward from the founding of Battersea council, with just over 4,000 people living there in 1900 and nine councillors representing them. Imagine that for a moment, in comparison with today's wards: three times larger to merit just three councillors. In Nine Elms that meant one councillor for every 479 voters. Today it's one for every 4,000.

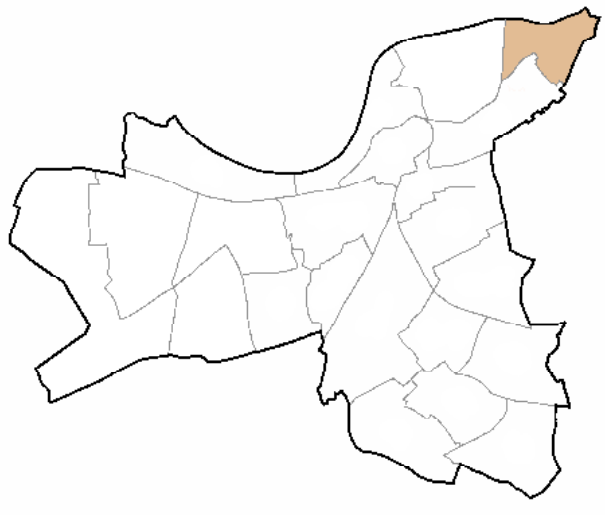

The original Nine Elms stretched down to include most of what became Queenstown ward: the diamond (under construction in the ward's earliest elections) and on to the streets that are now the Ashley Crescent and Wycliffe Road estates at the foot of Lavender Hill.

In those days, in the absence of a Labour Party yet to get organised to contest elections, poorer areas tended to vote Progressive, as the Liberal Party called itself in local government, though the class link wasn't as clear as it became as Labour established itself. The Progressives won Battersea in 1900: 37 seats to 19 for Municipal Reform (Conservatives).

In Nine Elms, seven of the nine councillors elected were Progressive; all nine in 1903 and eight in 1906. Labour contested the ward for the first time in 1909 but voters didn't surge towards it. Instead, the 11% they won came direct from the Progressives and the ward elected seven Municipal Reform.

Labour didn't stand in 1912 and the ward returned to the Progressives. The Liberal Party collapsed rapidly after the end of the First World War and Battersea (like Fulham, but not Wandsworth or Hammersmith) elected a Labour council in 1919. 86% of Nine Elms voters chose Labour that year.

The ward stayed loyal throughout the nationally terrible 1920s for Labour as the country recoiled at the establishment of Soviet Russia and Labour's (real and imagined) links to revolutionaries who wanted the same

system here. Even in 1931, when Municipal Reform regained power in Battersea, Nine Elms stayed Labour - the only wholly Labour wards other than Shaftesbury and Winstanley (Falconbrook). Municipal Reform even won Latchmere that year.

And so it stayed until 1949, when big ward boundary changes took place. A new Queenstown ward was created that year covering the Diamond and the streets off Wandsworth Road to the east: as far as Portslade Road. That had four councillors; what was left of Nine Elms (essentially the Patmore Road area and the relatively new Savona estate, north of the Waterloo mainline) had three. Both Queenstown and continuity-Nine Elms remained hugely safe for Labour and remained so through to the abolition of Battersea council in 1965.

From there Queenstown staged a takeover. Because Battersea was now part of a much larger Wandsworth the sixty councillors (down from 114 between the two abolished boroughs) had to represent thousands many more voters. But Nine Elms and Queenstown were also slowly depopulating. That was for two reasons, the most significant of which was the new environmentalism that became a crusade in "pea-souper" London. Heavy industry was closed down and, eventually, the hugely polluting power stations - including Battersea's, which finally powered off in 1983.

Some new stuff replaced the old. The huge New Covent Garden market depot, a big Royal Mail sorting office, Dairy Crest Milk and Sotheby's Auction House eventually took over the land on which the Gas and Coke plant had stood. The railway sidings by Queenstown Road became home to the QVC shopping channel and, during it's rather brief existence before being purchased by Rupert Murdoch's Sky, British Satellite Broadcasting - creators of the Squarial - operated there.

Nine Elms in 1933 with Battersea power station, Chelsea Bridge and Grosvenor bridge at the top and the Gas Light and Coke works, plus the Waterloo mainline at the bottom

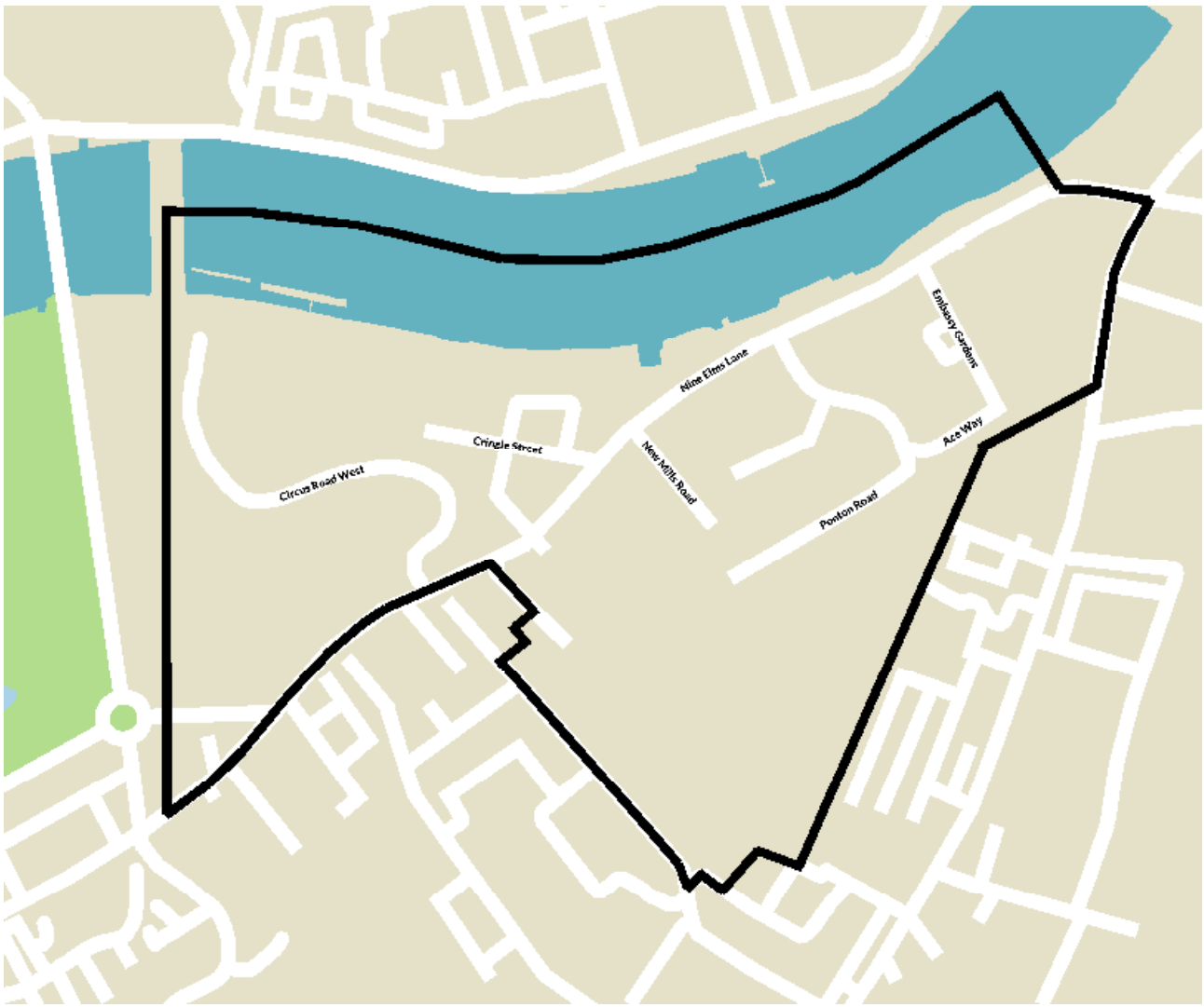

But these new employers were not those the old power station or coking workers could simply switch over to, so without jobs, or the realistic prospect of getting new ones,

Nine Elms workers were forced to move out. Coupled to that, the push to clear the slums and replace them with shiny new higher-rise council estates was heartily embraced by Battersea Council which, over time commissioned three new tenement block estates in the Patmore Road area: the Savona, the Patmore and Carey Gardens. Before estates could be built the streets had to be cleared and the residents re-housed.

The new Queenstown of 1964 was essentially a merger of the two wards, with the Wycliffe Road and Ashley Crescent area hived-off into Shaftesbury ward. It was still overwhelmingly Labour. The party won 76% in 1964, 74% in 1971 and 86% in 1974: only Latchmere surpassed it in the scale of its Labour support. The Conservatives could not even rely on all of the remnant: in 1968, for example, Communist Gladys Easton polled 15% here.

But look how the ward was draining of voters: there were 10,421 in Queenstown in 1964, 8,131 in 1968, and 7,611 in 1971. After that, things stabilised: 7,972 in 1974. But Putney ward had 15,732 voters in 1971 - more than double Queenstown's electorate for the same number of councillors.

So, in 1978, Queenstown's boundaries changed again. It lost a councillor, becoming a 2-member ward, and gained Battersea Park and nearly all the streets immediately to the south. That brought two or three thousand mostly Conservative voters into Queenstown and, along with the big borough-wide swing of 1978 set the ward on a new course. The 1974 Labour lead of 86% to 14% became one of 53% to 35%. Queenstown wasn't yet marginal, but it all of a sudden was competitive.

The Conservative council didn't just have right to buy, or entire-estate sell-offs in its arsenal to swing wards its way. It also sponsored, for example, flower baskets that residents could request for their balconies, or along

communal areas; there was wider planting in communal areas. The Savona, the newer Patmore estate and even newer Carey Gardens: a huge horseshoe-shaped almost continuous block opened in 1975, were targets for just such "prettifying".

And of course, aside from making the estates look nice, these improvements further encouraged residents to purchase their flats, making an ever larger chunk of voters, once resolutely Labour, consider voting for the Tory council that had given them their own home.

The council also had planning powers and a couple of the first "docklands" type blocks sprung up a long way down Nine Elms Lane, on the riverside. These post-modern blocks - Elm Quay Court - were a little surreal standing in the middle of nowhere: no neighbours for half a mile or more, no local shops, nothing to do.

But what they did have, other than stunning riverside views up to Westminster or down to Chelsea, was relatively convenient city pads for London's affluent to use during the week before fleeing to the country at weekends. They were also popular with a few non-London MPs who needed a base during the week, with rent paid for as an expense by taxpayers.

The Conservatives finally won Queenstown in 1990; the Labour-supporting comedian John O'Farrell, who was a Battersea member, documents the ward slipping from his party's grasp in his book Things Can Only Get Better. What was so frustrating for Labour in Queenstown is that they were never comprehensively beaten: the Tories just managed to come out ahead of them time after time, no matter what the boundaries, between 1990 and 2018. The ward looked nothing like a Conservative ward should look. And yet it had two Conservative councillors until 2002 and three thereafter.

A major reason why Queenstown didn't look Conservative was because so much of it was derelict. Stasis had set in. The derelict power station site, and the other sites throughout Nine Elms were too massive to grapple with; especially with the extra costs of having to retain the power station in any regeneration. Conglomerates of financiers and big construction firms attempted to come together to put together credible redevelopment plans; they generally fell apart as the economics simply did not work.

This was the reality of Nine Elms for thirty years from the mid 1980s. Nine Elms Lane was just a road taking vehicles from Battersea Park Road to Vauxhall; the handful of residents in three or four pockets of housing seeming a long way from Battersea.

But then change began. First the wedge of land along Queenstown Road across from the park and leading to Chelsea Bridge. It's still not obvious how so many flats were squeezed into this elongated triangle - but they were, and there are well over a thousand residents packed in there. John Major even bought an investment apartment there after leaving Downing Street.

And then the bigger plots, partially helped along by the commitment to extend the Northern Line to the power station. Local infrastructure - especially far better public transport- unlocks investment because homes and business space become so much more likely to sell if residents and employers can get there efficiently.

Riverboat services added more transport capacity; and, rather than seeing the power station as a dead carbuncle it would be better to demolish, developers saw the potential for exclusive penthouse flats over an exclusive shopping mall, open grassed public space to connect the site to Battersea Park. The Richard Rogers Partnership built some of the first riverside blocks: Riverlight to provide some company for Elm Quay Court along Nine Elms Lane. And development begat development.

The decision by the US government to relocate its embassy from a 1950s slab in Grosvenor Square to Nine Elms was another catalyst to redevelopment. For a while there was also talk of Chelsea Football Club relocating from their hemmed-in ground at Stamford Bridge to a much larger, more modern stadium, but that came to naught.

Pretty much everything east of Queenstown Road/Silverthorne Road: an area of 195 hectares; three kilometres of riverside, have already been transformed by the plan. Two new Northern Line Stations, riverboat services, 18,000 new homes, 25,000 new jobs, 600,000 square metres of business space and a new pedestrian bridge to Pimlico yet to be built.

Queenstown ward, once a problem because of depopulation, was now on the larger side with an electorate forecast to skyrocket. 19,706 voters were anticipated by 2025 when the boundary review of Wandsworth commenced in 2019 - and that was just the expectation for five years: by no means the final population numbers. Essentially, the process that

amalgamated Nine Elms and Queenstown wards back in 1964 had to be put into reverse.

Because of its location: this protuberance in the far north east of the borough, there were only so many ways to adapt this ward to the future ahead of it. The easiest decision was to remove the Battersea Park area and that shard of new blocks at the north end of Queenstown Road. That was 4,000 voters moved out. But then what?

Labour, whose plan found favour with the independent committee running the review, knew that the Conservative council had limited the amount of affordable homes being built in Nine Elms. That was a political choice that aligned with an economic one: the less developers were saddled with commitments to build homes they had to effectively give away to housing associations, the faster they could build this new neighbourhood. The Conservatives fantasised about a new safe ward rising from the dust, especially with their council majority getting whittled away.

Aydin Dikerdem, a Labour Queenstown councillor who would go on to be cabinet member for housing when Labour won Wandsworth in 2022, campaigned against the so-called "poor door" policy that segregated those in the affordable elements of the development from the owner-occupiers in the plush architect designed apartment blocks.

Cover of a Guardian report into the Nine Elms development from February 2021

Different entrances, different levels of access to outdoor and communal space, different access to block amenities like lounges, gyms and - most notoriously of all - the sky pool: a pretentious glass swimming pool slung between the top floors of two adjacent blocks where users who didn't suffer from vertigo could look down to the ground tens of meters below as they front-crawled in the middle of the sky.

Local Labour councillors, only quite recently returning to winning ways in Queenstown (2018 was the first election since 1986 where they had won all the ward's seats) did not want to risk putting the Patmore, Savona and Carey Gardens into a ward that would eventually likely be fairly solidly Conservative. So they went with a 2-member ward.

This would prove a fateful decision in 2026 because, with so little exclusive housing being occupied, had the votes from the council estates been counted as part of Nine Elms they likely would have turned it from a 2-councillor Conservative ward into a 3-councillor Labour ward. Those three extra seats (in fact five because you also deduct two Tory seats) would have kept Wandsworth Labour.

Council boundary reviews require the Local Government Commission to consider what the electorates of their proposed wards will be in five years. This requires significant guesswork because, in addition to what might be called organic population growth or decline, the number of electors in new estates - public or private - yet to be built is very difficult to forecast.

How many of the homes are purchased by businesses to enable them to provide short-stay accommodation for clients or staff on secondment? How many are bought as a long-term investment with no immediate intent to be lived in? How many have been built without a market to sell them to?

And how do different types of tenure affect occupancy? Typically a uniform ratio of voters to homes is used to work out the 5 year electorate projection. It's something like 1.2 persons per unit. But occupancy levels of private units can be dramatically lower than tends to be the case for council and housing association tenants, who often live within larger families.

This forecasting challenge was acute with Nine Elms because, when the review commenced in 2019, the electorate of Nine Elms barely existed. The notional result worked out for 2018, had Nine Elms existed then, was Conservative: 148 votes, Labour: 77, Liberal Democrats:

7, and others: 15. This was a Conservative majority of just 71 votes - but it translated into a percentage majority of 28.7%, which political scientists would call pretty safe.

Just to mess the forecasting game up even more, there was the Covid pandemic in 2020, which halted house-building in London and, thereafter, changed work-life patterns possibly permanently.

The Council's figures showed just 1,637 voters existed in Nine Elms ward in 2019. By 2025, it was projected to have 7,875 voters. But in 2022: the ward's inaugural council election it had 2,847. In 2026, it had only reached 4,567 - barely half what it should have been.

There are reports that this massive under-population isn't principally down to a failure to build the homes that were expected. It may be the case - who knows - that up to 3,000 finished apartments, especially at the most exclusive end of the market, are unsold.

2022 produced a very strange result (though not as strange as the notional result for 2018!) because there were so few voters on the register and only 31% of them voted. The top Conservative won 358 votes: 41%. Labour got 261 (30%), the Lib Dems 239 (28%) and the Greens 41% (5%).

During the 2022 to 2026 term, one of the Tory Nine Elms councillors, Mark Justin, defected to Reform UK. You could hardly imagine a ward less likely to elect a Reform councillor than Nine Elms but, to his credit, Justin defended his seat in 2026 with the expected outcome: he lost with just 9.5% of the vote.

The Conservatives increased their majority - typically not so much because their vote rose very much but because Labour fell back. As did the Liberal Democrats who, despite their relatively strong finish in 2022, they chose not to target Nine Elms this time around. Instead the Greens surged, winning 335 votes: 21%.

It may seem surprising that the Greens polled so well in such an affluent ward: not apparently somewhere that should be susceptible to a party positioned considerably further left than Labour.

But that misses one fundamental demographic about Nine Elms. It has - by far - the highest proportion of private renters of any ward in Wandsworth: 59% of the residents there right now rent their homes.

History of Nine Elms ward results

	Con	Lab	LD	Grn	Oth
1900	43.8		47.5		8.7
1903	43.2		56.8		
1906	46.6		53.4		
1909	46.7	10.9	42.3		
1912	44.0		56.0		
1919	13.8	86.2			
1922	25.6	74.4			
1925	34.3	65.7			
1928	31.4	68.6			
1931	40.9	59.1			
1934	21.1	78.9			
1937	17.7	82.3			
1945	10.9	66.7			22.4
1949	21.1	74.2			4.6
1953	8.5	91.5			
1956	6.0	94.0			
1959	10.8	89.2			
1962	15.0	85.0			
1964	16.0	76.0			8.0
1968	34.4	40.8	5.9		18.9
1971	14.3	73.7			12.0
1974	14.4	85.6			
1978	34.5	52.7	3.6	9.2	
1982	36.9	46.1	15.2	1.8	
1986	39.6	49.7	7.3	3.5	
1990	52.5	40.7			
1994	54.2	40.2	5.6		
1998	57.3	37.4	5.3		
2002	49.3	42.0	8.8		
2006	43.6	33.7		14.7	8.0
2010	43.4	34.7	13.9	8.0	
2014	40.2	39.4	4.5	8.5	7.3
2018	34.5	49.8	6.6	4.9	2.7
2022	39.6	29.7	26.3	4.4	
2026	40.7	21.1	8.0	20.9	9.3

Results from 1964 to 2022 are for Queenstown ward
Thicker lines denote years ward boundaries changed

Private renters were a critical part of the coalition that served the Greens so well in 2026 because they tend to be young, professional, liberal, and spending a huge chunk of their income on rent. It's also the case that despite the council allowing minimal amounts of "affordable" housing in Nine Elms, it still accounts for 11% - more than in East Putney or Trinity which both elected Labour councillors in

2022 and 2026. But even with so high a level of private lease-holding, it's hard to see the Greens mustering enough votes to win Nine Elms.

The ward is a nightmare for party campaigners to build relationships with voters - residents gated-off behind entry-phones and concierges; a high turnover because so much is rented and not owner-occupied; and not all that much to campaign on.

If there really is anything like 3,000 homes yet to be sold, and if those homes are at the upper end of the market then, if they ever are occupied (and surely they will be, even if the apartments have to be discounted) if their residents vote they are more likely to support the Conservatives, and so their tenure here seems secure.

Except.

The fact Nine Elms is so over-represented is a real problem. This ward may drag Wandsworth into yet another, premature, boundary review. Labour may fancy their chances of reconstructing Nine Elms as a ward they could win in such a review. That said, I suspect that the party's instincts about how this ward will eventually turn out - securely Conservative - were probably right, even if in the short-term their caution cost them the chance of winning Nine Elms.

Northcote

On the eastern ridge of Northcote ward is Clapham Common. On the western ridge, Wandsworth Common. In the valley between the two, through which runs the Falconbrook - one of London's lost rivers - is an area that goes by a number of names. "Between the Commons" is one. "Nappy Valley" is another". Conservative stronghold might be a third.

Northcote is archetypal south Battersea, and south Battersea has a character distinct from north Battersea. That difference is, depending how you wish to define it, one of social class - but only because the north became characterised by heavy industry and the workers who powered it, while the south stayed truer to its market garden origins and grew into a prosperous, middle class residential district.

South Battersea sprang up very quickly during the population explosion of the mid 19th century with housing built not for dockers, railwaymen, candle makers, coal-shovellers, wharf men, crucible-makers, gasmen, unskilled labourers and the like but the burgeoning Battersea middle class: the civil servants, middle-managers, shop supervisors, accountants, legal clerks and the like.

The Thames drove that divergence: it enabled raw materials to be shipped directly to plants and factories and finished goods to be sent off for sale or use. North Battersea is far closer to the centre of London than the placid backwaters of Northcote; closer to Streatham and Norwood than Westminster.

Northcote Road is the epicentre of hip, trendy Battersea with its packed bars, cafes, restaurants and pubs, its boutique shops and market. Nightingale Lane, essentially the southern boundary of this south Battersea area, remains a rather grand boulevard sweeping more gently down towards Falconbrook and then climbing more sedately towards Wandsworth Common.

Northcote, as with other wards in this area, began as sparsely populated terrain occupied by a handful of exclusive villas for the very richest, built on huge estates that ran from Clapham Common down to the Falconbrook.

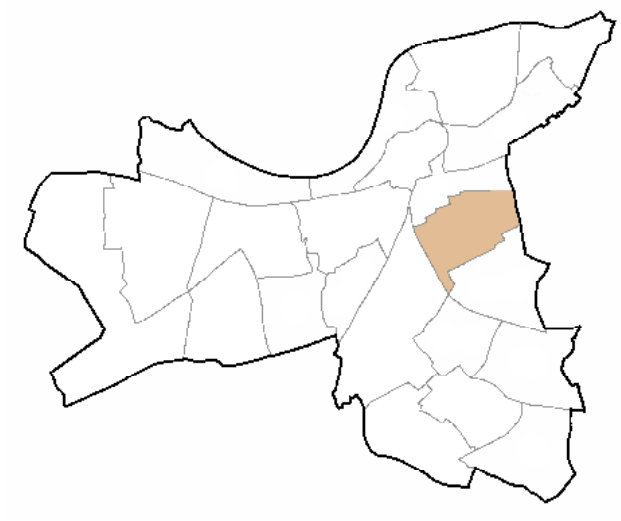

The development of parts of London like this began with a wealthy landowner - usually part of the aristocracy: in this case Earl Spencer - buying up a manor (Battersea) and then, over the years, parcelling it up and selling it off in ever smaller chunks until we end up today with those chunks being individual streets or even parts of streets.

The practice continues today with the owners of homes with large gardens intensifying their use by building smaller units they can let or sell.

That was how the areas ringing Clapham Common developed: as the desire for vast "country" estates was subsumed by the desire to cash in on the population explosion of London and sell off parcels of their grounds, which in turn became streets often named after the villas they were built over.

In just seventy years the area covered by Northcote went from barely developed to almost completely developed; and because the transformation was so rapid, because there were far fewer plot-holders (at the beginning there were just two Victorian freehold companies managing the land). The homes being built proved popular and so were replicated, so Northcote ended up as a regimented grid rather than the sprawl of awkwardly shaped streets that characterises much of north Battersea.

But it would be incorrect to say that the area was homogenous - at least at that time. The western slope - the Wandsworth Common side - of Northcote was

somewhat less affluent than the eastern Clapham Common slope; by no means poor but with a more diverse mix - some of this has now been moved into Lavender ward.

On Battersea Council the area that is now mostly covered by Northcote was divided for most of the life of that council, into two wards: Bolingbroke in the north west; Broomwood in the south and east. For the thirteen years between 1949 and 1962 there were two more: Thornton, centred around Wakehurst Road in the north east, and Nightingale, in the south.

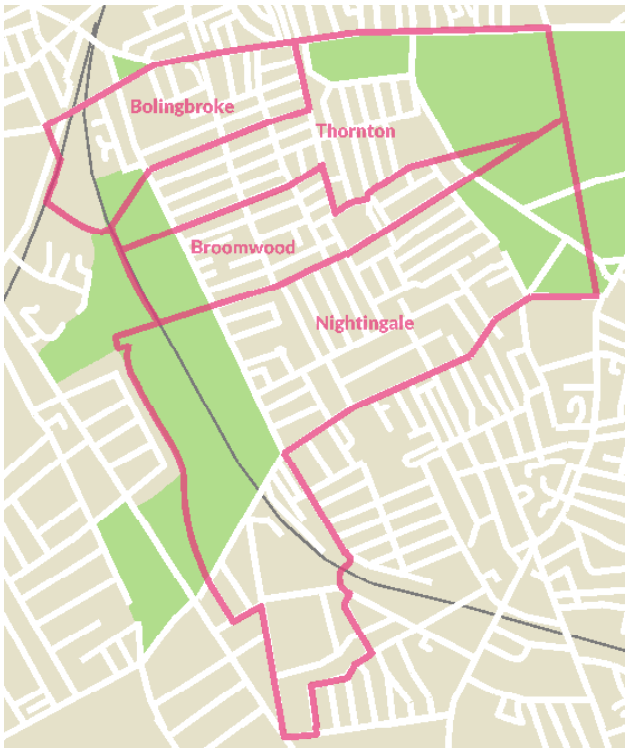

Wards covering the Northcote area, 1949-1965

These additions were both slightly confusing; Thornton because the old Wandsworth borough also had a Thornton ward, now part of Lambeth (and not adjacent); while Nightingale survived in the amalgamated Wandsworth borough but covering the Tooting Bec and South West Balham area.

This was a very strongly Municipal Reform (Conservative) neighbourhood from the outset. Municipal Reform won 74% on average over the first twelve elections to Broomwood ward.

Together, Broomwood and Bolingbroke sent twelve councillors to Battersea council, guaranteeing a core Municipal Reform group to battle the Progressives, and then Labour councillors from the north.

Following the Second World War, however, the area's allegiance to the Conservatives waned considerably. The Survey of London ascribes this change, rather cursorily, as down to a change of demographic:

"As elsewhere in South London, decline set in either side of the Second World War, when the population contained a large proportion of poor but decent working-class tenants. Take for example Fred and Nellie Taylor, a plumber and factory girl living at 138 Bennerley Road, who during the war were offered the freehold to their house by their landlord for £220, a price well beyond their means."

To an extent that may well have been the case. But it does not come close to explaining how the Conservative vote crashed from 71% in Broomwood to just 46% respectively in 1945. 46% sounds a lot, especially in today's era of fractured politics, but in 1945 it meant Labour winning two seats: the first time this ward deserted the Conservatives.

It was also not to do with the development of council housing in Northcote: the area was far enough from Clapham Junction to avoid all but the most errant bombs during The Blitz. There is an early post-war infill estate between Honeywell and Broomwood Roads on the eastern slope; there are two small estates off Bolingbroke Grove: Stephen Sanders Court and Lane Court: archetypal 1950s tenement blocks that have aged well; there is Abyssinia Close behind Battersea Rise and there is, finally and most notably, the Chatham Road estate, running from Wandsworth Common down to Northcote Road.

No, what happened here was exactly what happened across middle class, fairly affluent neighbourhoods following the 1945 general election: there was a huge political realignment that persuaded hundreds of those who had never previously come close to considering "The Socs" to vote Labour. Or, for those for whom that was a vote too far, there were the Liberals, sporadically contesting these seats.

This realignment towards the left held, at least in much of affluent inner London, for the next thirty years.

In 1949 ward boundary changes in Battersea split Broomwood into the three wards listed above, and all three elected Conservative councillors that year, in 1953, 1956 and 1959. But in the last elections to Battersea

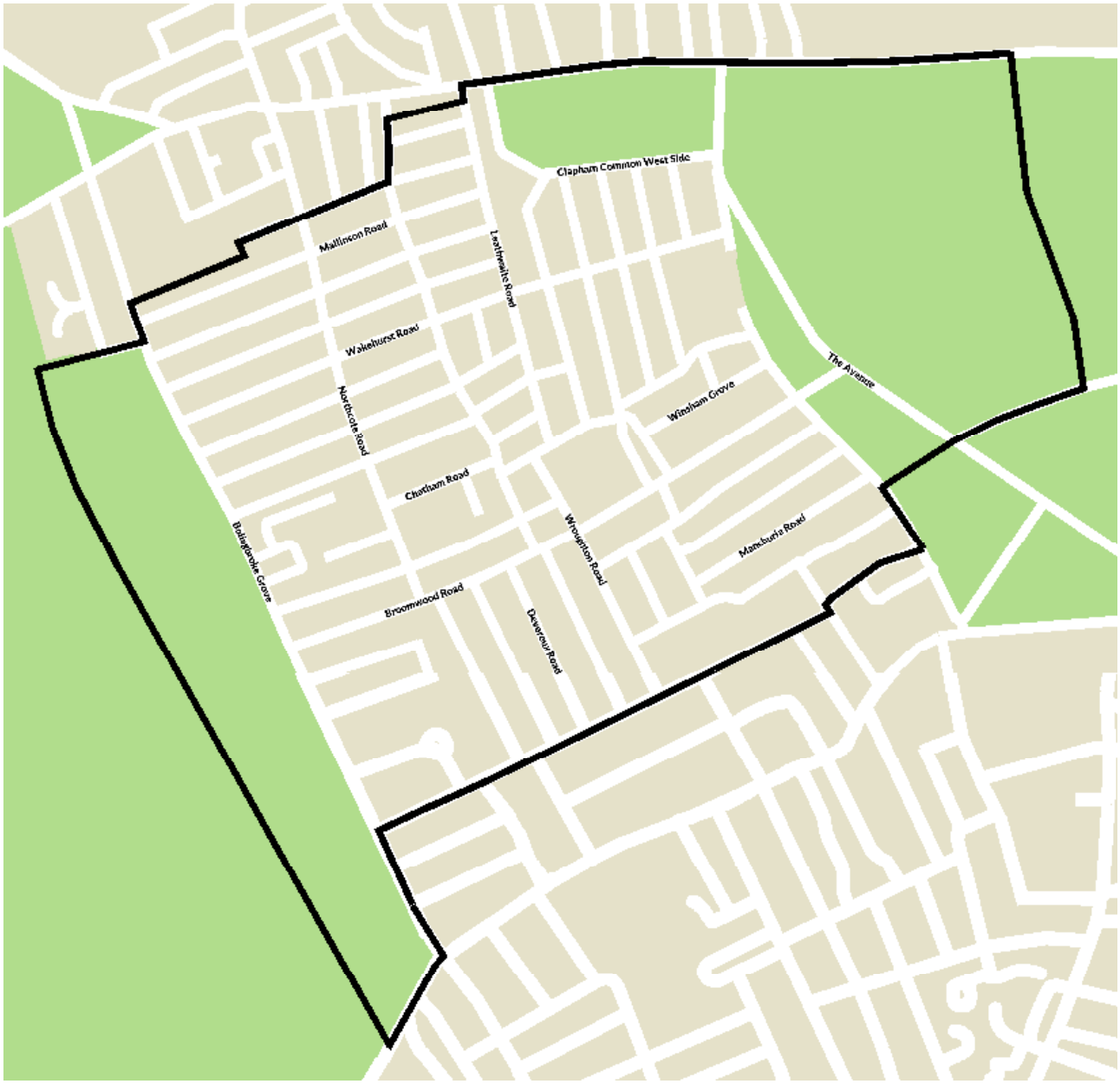

council of 1962, Liberals won Broomwood, now a narrow shard of a ward running only from Bramfield to Broomwood Roads in the west, and Chatto Road and Winsham Grove to Broomwood Road in the east.

The Liberals only squeaked in, with majorities of between 15 and 39 votes (though one is enough), on a three-way split of votes: Liberals 36%, Conservatives 33%, Labour 31%. This remains the only time since the Second World War that the Liberals or their successors have won all seats in a ward at an election anywhere in Wandsworth.

This is why the Liberal share in Northcote in the first consolidated borough elections in 1964 was quite high: two of the three Liberal candidates were incumbent Broomwood councillors. But they still finished third in the new Northcote.

Northcote contained all of Broomwood, Bolingbroke and Thornton, and most of Nightingale but some of the southern end had been moved to Balham to make up the numbers there. But Labour won the first election in Northcote with 44% to the Conservatives' 36% and the Liberals' 21%.

One of the defeated Liberal councillors, Basil Weekley, went on to get a corner of the Winstanley estate named after him - part of the estate that is going to survive the regeneration plan there.

There was not a chance of Labour retaining a ward like Northcote in their 1968 disaster: a 25% swing handing the ward to the Conservatives with 67% of the vote. A young Maurice Heaster was one of the newly-elected

History of Northcote ward results

	Con	Lab	LD	Grn	Oth
1900	78.5		18.3	3.2	8.7
1903	72.6		27.4		
1906	53.3		24.0	22.7	
1909	70.3	7.1	22.6		
1912	78.1	10.8	11.1		
1919	66.4	33.6			
1922	85.7	14.3			
1925	82.6	17.4			
1928	76.5	23.5			
1931	84.6	15.4			
1934	74.3	25.7			
1937	71.0	29.0			
1945	46.6	45.1		8.3	22.4
Broomwood ward					
1949	58.1	41.9			
1953	46.1	42.0	11.9		
1956	51.8	43.5			
1959	55.8	44.2			
1962	33.3	30.5	36.2		
Nightingale ward					
1949	69.8	30.2			
1953	58.4	31.0	10.6		
1956	67.2	32.8			
1959	64.2	35.8			
1962	60.0	40.0			
Thornton ward					
1949	65.3	34.7			
1953	48.1	31.0	20.9		
1956	62.8	37.2			
1959	49.9	27.1	23.0		
1962	40.1	26.0	33.9		
1964	35.6	43.7	20.7		
1968	66.9	25.0	8.1		
1971	41.5	49.8	6.2		2.5
1974	41.3	39.6	19.1		
1978	59.0	34.7	6.3		
1982	50.5	28.2	18.7	2.6	
1986	54.2	33.1	8.5	4.2	
1990	63.4	25.6		11.0	
1994	56.6	25.8	7.9	9.6	
1998	61.8	24.5	7.9	5.7	
2002	60.4	20.1	9.2	10.3	
2006	57.1	14.1	11.7	17.2	
2010	57.5	19.8	15.1	7.7	
2014	51.3	19.8	9.0	15.1	4.8
2018	47.0	21.1	12.3	10.6	8.9
2022	46.5	26.1	11.5	15.9	15.9
2026	51.7	18.8	13.5	11.6	4.4

Results from 1900 to 1949 are for Broomwood ward
Thicker lines denote years ward boundaries changed

Conservatives: by the time he stood down in 2018 (though not, by then, as councillor for Northcote) he had served fifty consecutive years as a Wandsworth councillor.

That's because, in the 1971 Labour landslide - every bit as bad for the Conservatives as 1968 had been beyond their wildest dreams - Northcote was won back with roughly the same gap between the main parties but the Liberals now out of the picture. Another councillor still serving to this day: Tony Belton, was among the new Labour team though, like Heaster, he moved wards as well.

But South Battersea (and, eventually, all of Battersea), much like Fulham over the river, was becoming an overspill area for very wealthy, but not quite wealthy enough, people who aspired to live in Chelsea but would tolerate a nearby area, much more in their price range, which they could do up and, with their fellow incomers,mould into a replica Chelsea, replete with boutiques, bistros, private nurseries and the like.

By 1974, enough had moved in, and the radical left-wing Wandsworth council had put off enough of Northcote's middle class as to make it very difficult for Labour to hold. And so it proved, though it was a far closer election than anyone expected: the third Conservative councillor edging in by just four votes.

That councillor was Martin Johnson (not to be confused with the very different Maurice Johnson, Labour councillor for Latchmere for several years). He, along with another Northcote councillor, Gordon Passmore, would continue the trend of incredibly long service, though in both these latter cases, staying put in Northcote.

Neither Johnson nor Passmore were first-time councillors: Passmore had transferred to Northcote from Putney ward which he had represented since 1960; Johnson represented St John from 1968 to 1971 before trying to survive the 1971 Tory cull in Southfields. Passmore served as a Northcote councillor until 2006; Johnson until 2018.

By 2018 these four councillors: Heaster, Belton, Passmore, Johnson had served a total of 187 years on Wandsworth council, 195 with Tony Belton's subsequent eight years - and counting.

In 2002 Northcote ward expanded to take in one of several parcels of voters from the abolished St John ward:

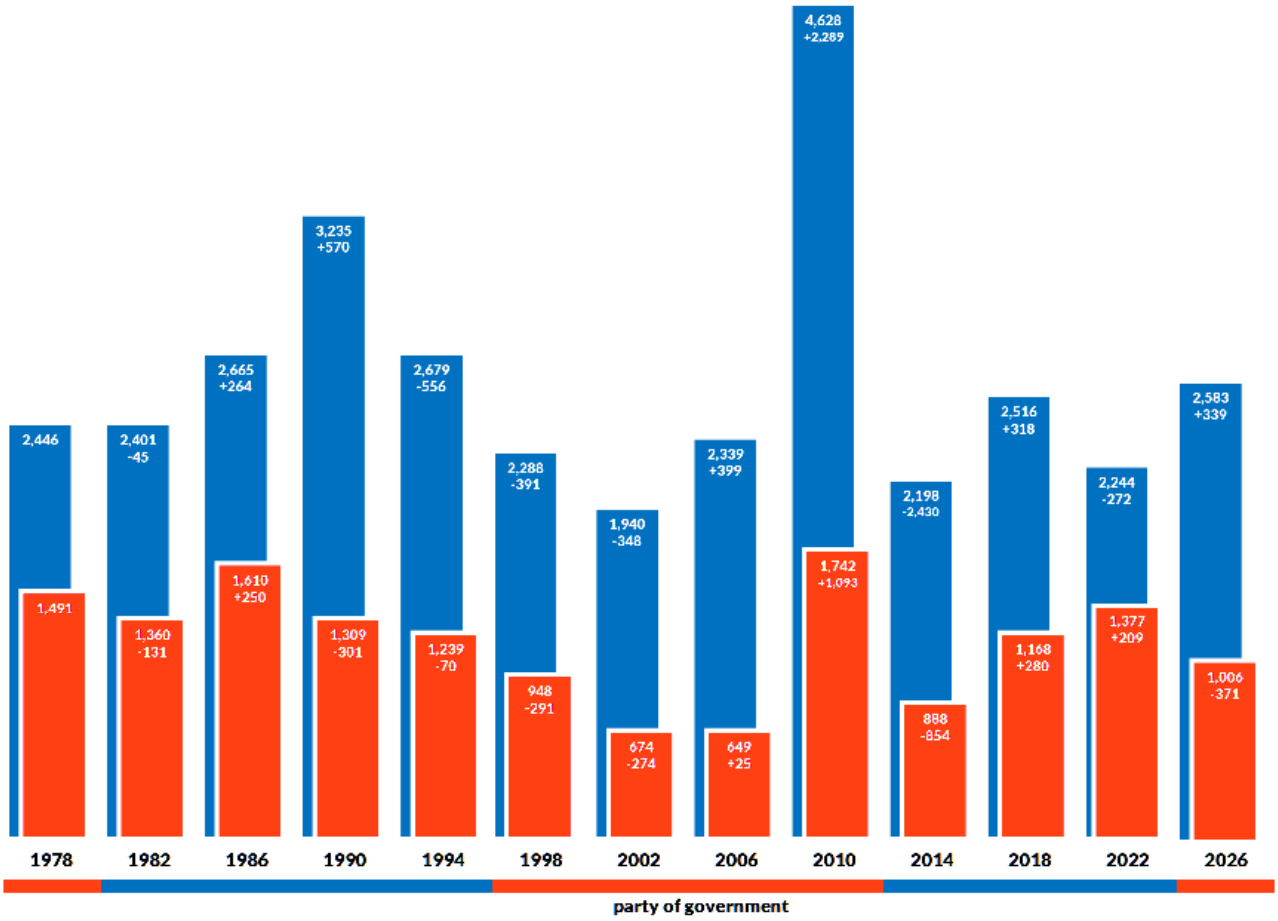

in this case the land either side of the St John's Road shopping centre. It included the Peabody estate on St John's Hill and a lot of densely populated, multi-occupancy housing behind the Clapham Grand and Arding & Hobbs (as was).

But for the 2022 elections this area was moved out of Northcote and into the re-created Lavender ward. This, loss of voters plus Balham encroaching further at the southern end, reduced the number of Northcote councillors to two. But, even with the big swing to Labour in Wandsworth in 2022 it didn't affect the result: two comfortable Conservative holds, albeit by the smallest margins since 1974.

There was a swing back to the Conservatives in 2026 on a huge 58% turnout and they won by well over a thousand votes again: 52% to 19%. That made Northcote, by far, the safest Conservative ward in Wandsworth and one the party never has to worry about.

Roehampton

The largest ward in Wandsworth, geographically, is also the most interesting. It has swung hugely from Labour, and then back a bit, but not necessarily for the same reasons much of the rest of the borough has.

Roehampton runs from the edge of Sheen in the north west, the length of Richmond Park to where Beverley Brook runs under the A3 in the south west, and to the edge of Wimbledon in the south east: a vast area. Much of it is still open space: Putney Heath, Wimbledon Common, the Richardson Evans football playing fields, the Roehampton Club's golf course and the National Tennis Centre.

Although built on the grounds of grand Victorian villas, Roehampton became the borough's newest neighbourhood when the Alton council estate was opened in 1959. It contains one of the very oldest settlements in the borough: the Kings Head Pub in Roehampton Village is the oldest non-religious building in SW15.

Putney Conservative MP Sir Hugh Linstead and Labour London County Councillor Anne Kerr lived in Roehampton Village. The ward was the seat of radical Labour council leader Ian McGarry and Housing Chairman David Nicholas.

Labour Deputy Leader George Brown MP (left) with Putney MP Hugh Jenkins holding a rally on the Alton during the 1970 general election

For Labour the area's huge Alton estate is both the principal reason they became competitive in the Putney constituency and epitomises the utopian housing plans in which they so passionately believed in the post war years.

In 1964 Labour's Hugh Jenkins gained Putney with a majority of 1,307. In that year's council elections, they won Roehampton by 1,231. It can reasonably be said that it was "Roehampton wot won it" for Jenkins.

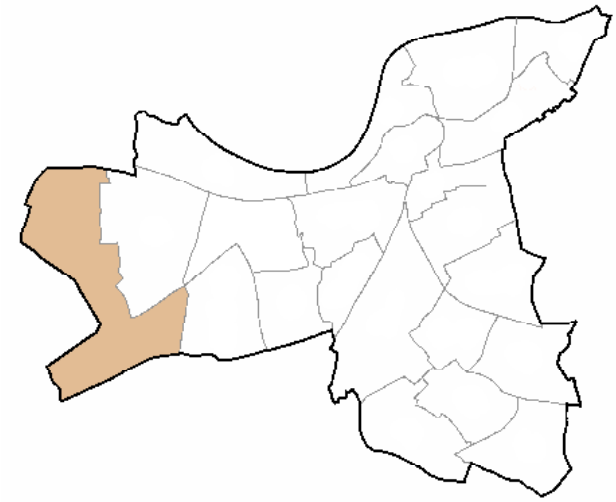

The Alton is the dominant - but far from the sole - population centre in Roehampton. It defines Roehampton if for no other reason than, without it, this area would be nothing more than a small appendage to a much larger ward, as it was before 1964.

In Hugh Jenkins' somewhat eccentric book of thumbnail portraits of members of Putney Labour Party, Lady Elizabeth Mitchell, who lived in the village, describes Roehampton.

"We came to Roehampton early in 1948 so I saw the whole of the Estate being built. At that time Roehampton was a small village; there was just the common and a farm owned by the Jesuits at Manresa College. It was like living in the country; there were farm noises and priests directing pigs along with sticks. It was an unusual suburb with very few shops."

The Alton is now eight or nine times larger than Roehampton Village.

But the Alton is not, officially, the Roehampton estate. That is, in fact, the Dover House cottage estate - the garden suburb of "homes fit for heroes" built in the 1920s, which once was part of this ward but since 1978 has been part of West Putney.

What makes Roehampton a fundamentally different place to, say, Latchmere - despite both being largely post war modernist estates built by radical Labour politicians - is that the Latchmere estates were grafts: they fitted around existing streetscapes and houses.

That's why Latchmere is a patchwork of some widely differing styles of modern housing architecture. In contrast the Alton was a green-field estate: the London County Council Architects Department had a blank sheet of paper to start from. It is of a kind. From one end to the other it was planned meticulously.

It was the largest public housing estate in Europe when it opened. Thirty-three 11-storey high rises. Five huge "slab" blocks on stilts (plus a smaller sixth at the entrance to the estate) containing 75 maisonettes in each; sixty 4-storey tenement blocks of various designs, mainly maisonettes; an assortment of short terraces of 2-storey houses (two of three-storey town houses); three developments of cuboid homes built specifically for pensioners; three primary schools and a further education institute; one main and two secondary shopping centres; a library, several tenants halls, a generating complex to power a communal heating system, and rolling wooded grassland along the edge of Richmond Park.

82 CONCRETOR AND REINFORCED CONCRETE

Trade Announcements

Pre-cast Cladding for Giant Roehampton Estate

The external finish of the cladding panels chosen by the London County Council for this fine estate of multi-storey blocks was a blending of White Derbyshire Spar and shingle from Dorset.

Our services are available to the architect to enable him to select a suitable exposed aggregate finish among the many coloured aggregates available in the British Isles.

Chief Architect—
Hubert Bennett, F.R.I.B.A.
Principal Housing Architect—
H. J. Winfield Lewis, F.R.I.B.A.
Consulting Engineer—
W. V. Zion, M. Cons. E., B.Sc., M.I.C.E., M. Inst. Struct. E.
General Contractors—
Messrs. Wates Ltd.

THE MODULAR CONCRETE CO LTD

Pre-cast Concrete Specialists

STAINES ROAD · BEDFONT · FELTHAM · MIDDLESEX Telephone: Ashford (Middx.) 5601/2

ONE OF THE WATES GROUP OF COMPANIES

A trade advert by the company that manufactured the prefabricated concrete cladding picturing much of the Alton West: Highcliffe Drive at the rear, Tangley Grove in the centre and the terraced housing along Danebury Avenue in the foreground.

There was also a purpose-built, but somewhat oddly designed (given the amount of stairs in it) sheltered home for the blind and partially-sighted: Pocklington Court. It was everything its planners believed humans needed for a high quality life. Apart, that is, from many employment opportunities or the high quality public transport to get them from this new "out in the sticks" neighbourhood.

A large number of tenants had come from the East End, victims - if that is the right word - of slum clearance that the visionaries behind the Beveridge Act had deemed essentially to ridding poor areas of London of disease and pestilence. Instead of squalid, cramped conditions; homes that were damp and falling down, external toilets; at best shared bathrooms and extorting landlords, they moved into comparatively spacious homes set in parkland with vistas across Richmond Park; separate bathrooms and kitchens; a mix of houses, flats and maisonettes to suit the size of the family.

They may not have owned their homes but they regarded them as theirs nonetheless - and they took pride in their estate. If you ask one of the original tenants - of which there are still a handful left - what the estate was like in the beginning they will wax lyrical about it.

These are not the rose-tinted misrememberings of people who simply had no experience of anything better. The Alton was a strong, tight-knit community, housing people of all professions, all backgrounds - precisely the sort of mixed community modern day politicians say they want, but which seemingly can only be built nowadays by demolishing council estates rather than creating them.

Several of Labour's councillors in those days came from the estate: Jean Standing, Brian Bastin, Vera Thompson and Pauline Brueseke for example. They represented Roehampton because they represented - as in epitomised - Roehampton.

But political and policy change affected the estate. The Labour Housing Act of 1978 demanded that homes be let almost solely on the basis of need. Until that point, tenants only got the keys to a flat if they could prove they could pay the rent - it was not uncommon for them to need references. The 1978 Act, whatever the justification for change, brought in anyone: people with challenging behaviour, families who let their kids run amok, the workless, people who sometimes couldn't pay their rent, and oftentimes simply chose to fritter it on other things.

And the Labour politicians who ran housing were too detached; too focussed on their grand schemes that they did not appreciate either the problems these families would cause, or the resentment they would foment

among the tenants who did struggle to pay their rent on time; who did take pride in their homes and the surrounding environment; who didn't appreciate being jostled, threatened and disturbed at all hours.

That was not the only change. In 1981 the Conservatives introduced right to buy. This also coincided with the hand-over of this vast GLC estate to the borough - and the transition, as even Conservatives from the time acknowledge, did not go well. There was no other estate of this scale to manage. There was a backlog of maintenance needed to many of the blocks. Vandalism was rife. Estate management was poor.

There were some virtuous motivations behind right to buy, as well as some cynical political calculations. Home ownership remains the quickest route to social mobility. The belief that home-owners would take greater pride in their area than those who rented had some basis in reality. There was no doubt also a realisation that getting residents to share a larger burden of the cost of maintaining such vast estates, through their personal investments in their properties and service charges, would be helpful.

But what happened on the Alton - and other council estates - was not the utopia those Conservatives who were motivated by such altruistic notions hoped for. Many tenants sold up as soon as they could, because house prices in this part of London were rising far faster than in suburbs like Sutton, Worcester Park and Epsom, where they could buy far larger homes with private gardens.

GREAT TORY HOUSING SHAME

'Right-to-buy' was the chance for ordinary people to get on the property ladder.. but 33 years later, a third of those council homes are in the hands of rich private landlords. And the family of the Tory who set up the scheme owns FORTY of them..

SOLD OUT

Private landlords' right-to-riches

Daily Mirror coverage of buy-to-let landlords highlighting the Alton's Sherfield Gardens

These were actively pursued to sell-up by rich "corporate" landlords: on the Alton, most notably by the son of the Conservative Minister who had steered Right to Buy into law, Charles Gow. He and his wife control approximately 100 units on the Alton; principally let to Roehampton University students here for a year, maybe two at most. Some of the right to buyers found they could actually get a mortgage to move elsewhere leveraged on their ex-council flat and became absentee landlords themselves.

As the supply of council houses drained away the level of priority needed to qualify for one increased. So on the one hand all of a sudden there was a huge transient population of students along with, in later years, Eastern Europeans. There was a more settled but also more disengaged community of council tenants, and just a handful of those right to buyers who stayed put.

These factors which changed the Alton for worse have occurred on the two other estates in Roehampton ward. The first - the smaller of the two - is Putney Vale, built right on the edge of Wimbledon Common behind the ASDA superstore on the A3.

Prime Minister Harold MacMillan officially opened the Putney Vale estate in the days when Conservatives were proud of council housing and built more of it than Labour.

Putney Vale is a mix of four storey maisonette tenement blocks and family houses. Alongside it is a smaller, newer development: Friars Avenue, which the last Labour council in 1974-78 built by compulsorily purchasing some of the (huge) rear gardens of houses along Roehampton Vale. These were then sold off by the Conservatives.

The other big estate is the Lennox, at the far end of Priory Lane, right on the edge of the London Borough of Richmond. This 1972 GLC estate comprises three high rise blocks named after three of the daughters of the Duke of Richmond, some tenement blocks and a grid of terraced houses. Built in dark brown brick it has a very different character than the Alton and far more of it has been sold off.

The Lennox is, like Putney Vale, also isolated - certainly from the rest of Roehampton, though less so other areas like Sheen and Barnes - by the Roehampton Club, Roehampton University, the Bank of England Sports Club and the ATP National Tennis Centre. Woking Close, built across Priory Lane from the Lennox, is a smaller tenement estate built on land taken from The Roehampton Club.

Arabella Dr
Woking Cl
Roehampton Lane
Langroyd Ave
Putney Park Ave
Dowdeswell Cl
Roehampton Club
National Tennis Centre
Priory Lane
Aubyn Square
Roehampton University
Toland Square
Roehampton Gate
Queen Mary's Hospital
Clarence Lane
Sherfield Gdns
Highcliffe Dr
Holford Way
Tunworth Cres
Longwood Dr
Tangley Grove
Umbria St
Danebury Ave
Medfield St
Harbridge Ave
Holybourne Ave
Fentley Way
Alton Rd
Bessborough Rd
Norley Vale
Frensham Dr
Roehampton Vale
Stag Lane

Its garages, which have just been developed into new private housing, were built on the site of Roehampton Open Air Pool, one of London's lost lidos.

Labour's grip on Roehampton was absolute until the 1990s - the ward even stayed Labour in the party's 1968 meltdown and, in 1971 they polled close to 5,000 votes here. Even on slimmed down boundaries, in 1986 they polled over 3,000. But in the space of just twelve years: 1986 to 1998, Labour lost nearly 2,000 of them, 800 in one go between 1994 and 1998.

Roehampton, even before the inclusion of the village and heath, also had its (heavily) Conservative-voting parts, most notably the exclusive Priory Lane area by Richmond Park's Roehampton Gate and the 1930s arced Fairacres development off Roehampton Lane. Not only are these areas overwhelmingly Conservative; they vote in numbers, giving them far more electoral power in the ward than low-turnout council blocks.

This chart shows the numerical vote, and the change in votes, of both parties in every election since 1978 (the pre-78 results have been excluded because the old Roehampton was significantly bigger).

Labour's vote is far more volatile than the Conservatives', with a variance of nearly 2,000 between their best election (1986) and worst (2006). The Conservatives have a very much narrower ceiling and floor in Roehampton.

Labour has a huge area in which it is strong but it has problems getting its vote out - especially when it is in government. And its problems stem from the impact of right to buy: the erosion of strong community bonds in Roehampton; a transient electorate; an apathy which can also be interpreted as a wish just to be left alone to get on with things.

The Conservatives didn't regard Roehampton as close to winnable until 1990 when they narrowed the gap to nine percentage points. In 1994 there was a slight swing back to Labour: their lead widened to 13 points but their vote fell by 500 - still higher, incidentally, than in the high general election turnout year of 2010 and 200 higher than in 2014. But even though the Conservatives now campaign a bit more aggressively here than in the past, when sometimes it was treated as a no-go area for them, they cannot control the outcome of elections here: that is down to Labour and its voters.

Various explanations are offered for Labour's implosion in 1998: for the first election since 1978 there was an incumbent Labour government; all three serving councillors were not standing again (two of them because their factional supporters succeeded in getting both deselected by refusing to vote for each other); the downgrading of Queen Mary's Hospital - one of the last decisions by the outgoing Conservative government - occurring in the first few weeks of the new Labour government.

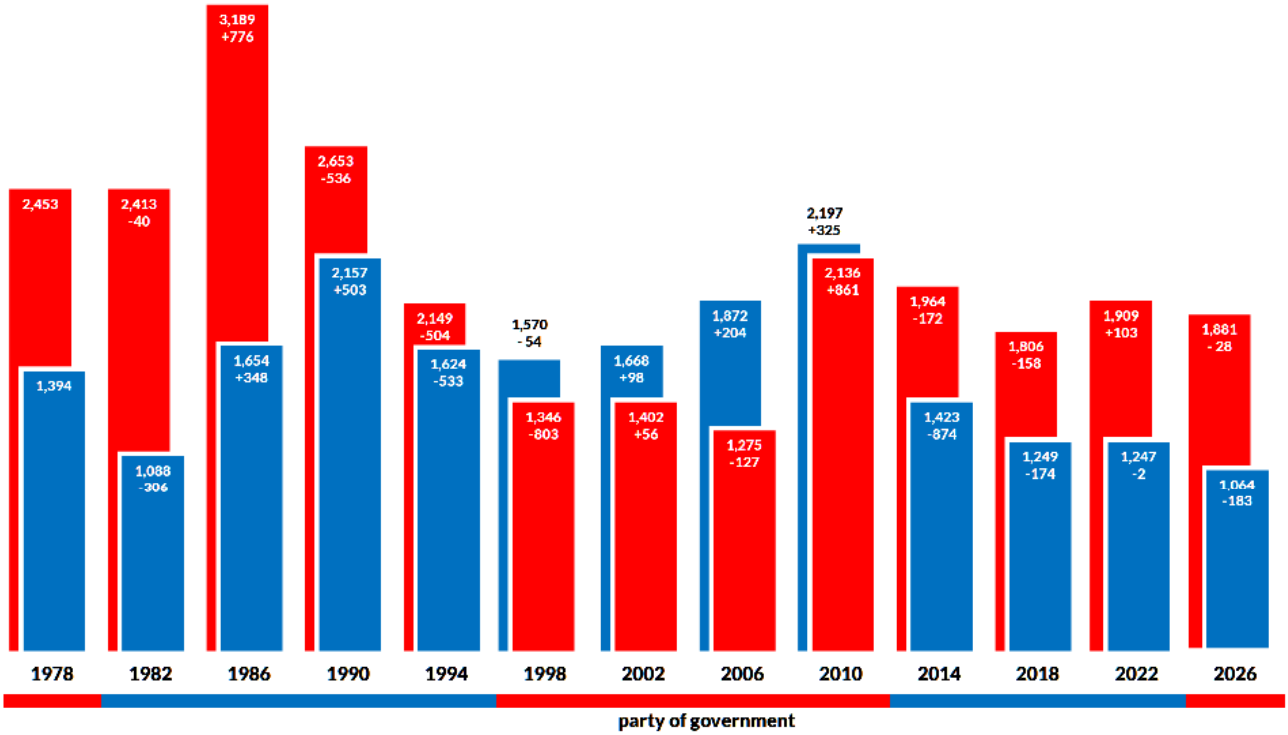

But the most likely explanation was simply the failure of Labour to turn out its vote once in government. The Conservatives in winning in 1998 polled fewer votes than they had when losing in 1994. But Labour lost 800+ votes between those two elections. They didn't move away or switch sides: they just sat on their hands in a way they would not have done in previous elections coincident with Labour government.

Labour then compounded its difficulties in Roehampton by, in 2002, finally persuading the Boundary Commission, somewhat bizarrely, to include the heath and Roehampton village in the ward. That was against the party's political interests - whether because they simply regarded 1998 as a wildly erroneous outcome or because they couldn't see a more reasonable boundary for the ward. It cost them the chance of regaining at least one of the three seats: there was enough of a swing back to Labour in 2002 which was more than offset by the injection of new Conservative voters.

In 2006 rampant Labour government unpopularity did for the party for the third time in a row, but in 2010 the surge in turnout for the coinciding General Election increased Labour's vote to near-parity with the Tories and they got one seat back (though Labour polled nearly a thousand votes more general election than council election votes).

The Conservatives held two of the seats in 2010 because of a vastly superior number of postal votes cast for them. In the lead-up to 2014, Labour worked hard to counter that postal vote advantage and succeeded: the number of postal votes from Conservative parts of the ward fell slightly but on the estates registration surged.

Coupled with a Conservative government for the first time since 1994, the Tory vote slumped, down to levels not seen since the early 1980s. UKIP also polled its highest vote anywhere in Wandsworth here in 2014: 9.5%. And that is worth noting because Roehampton also produced the highest Reform UK vote in 2026: still just 14% but one of only two Wandsworth wards where their support reached double digits.

The population of Roehampton is vastly larger than its electorate because there are almost 3,000 university students in the halls of residence. Nearly all are unregistered to vote since the advent of individual electoral registration (IER) - something that had huge implications for the ward in the 2020 boundary review.

Before IER was introduced, universities were able to register everyone living on campus in one go: just over a thousand of them (with loads more living in digs on the estates). Virtually none of them voted but they at least had the choice.

Afterwards, just seven (that's seven students, not 7%) bothered to register themselves. The loss of over a thousand shrank the ward's electorate significantly. Fewer than 10,000 voters remained when the average for Wandsworth was about 12,500 and growing wards like Queenstown had over 14,000.

So when the ward boundary review happened, either Roehampton would have to be expanded significantly or it could be redrawn as a smaller 2-councillor ward, with the area north of Clarence Lane removed entirely.
Plans for both options were submitted but Labour wanted to retain a 3-councillor Roehampton and the Boundary Commissioners went with their proposal across the borough.

Roehampton lost Putney Heath, which was returned to West Putney from whence it had come in 2002. Five hundred voters lost from there, on top of the students.
In return, Roehampton took from West Putney the eastern side of Roehampton Lane, up to the edge of the Dover House estate.

This is a pretty mixed area. From the north, across the road from Rosslyn Park rugby club it contains an enclave of three avenues: Dungarvan, Daylesford and Langside. Further uphill are mansion blocks like Roehampton Close and, next door, Ellenborough Place, a 1950s Span-style estate in Lantern Close, and the Eastwood council estate, which is actually two estates: the larger Aubyn Square downhill and Toland Square considerably further uphill.

Huge proportions of these council flats have been sold off and, after the Alton, contain the largest numbers of students once they have moved out from the halls of residence (and these ones tend to be on the register, even if they don't vote).

Between the two Eastwood estates is the (rebuilt) Queen Mary's Hospital. Queen Mary's was renowned as a leading hospital for helping amputees, providing them with new limbs. To the south of the hospital were workshops where wooden and leather limbs were carved and sculpted.

The hospital was given national focus by the work of Sir Douglas Bader, the Second World War flying ace who became a double amputee after a plane crash. Bader's experience of poor, unshapely prosthetics led to the creation of the Douglas Bader centre at Queen Mary's -

and became a national centre of excellence for supporting amputees.

It is the land on which these workshops were once sited that is now the Queen Mary's Place development, with the Lutyens-built Roehampton House at its centre.

History of Roehampton ward results

	Con	Lab	LD	Grn	Oth
1964	35.4	59.0			5.5
1968	45.2	49.2			5.7
1971	31.2	68.8			
1974	28.2	62.2	9.5		
1978	32.0	56.0	6.0		5.9
1980B	16.8	58.9	21.6		2.8
1982	24.7	52.1	23.1		
1986	31.2	61.1	7.7		
1990	41.1	50.6	8.3		
1994	38.2	50.6	11.2		
1998	49.6	42.2	8.2		
2002	47.0	38.8	7.3	7.0	
2006	50.4	34.0	7.4	8.1	
2010	39.2	36.6	16.7	7.5	
2014	32.1	45.7	3.5	9.1	9.5
2018	34.6	50.0	6.4		
2022	31.2	49.0	8.6	9.2	
2026	20.5	37.5	7.5	18.2	16.2

A similar but much smaller private estate called Emerald Square, enabled by the NHS selling off a residential block for medical staff, opened a little later further up Roehampton Lane and is also now within the redrawn ward. These twin estates, perhaps the private versions of the two Eastwood council estates, plus the large villas down Roehampton Lane should easily outvote the Labour additions to the ward. And they are much larger than the Putney Heath area they replaced: so overall somewhat beneficial to the Conservatives.

This was somewhat reflected in the 2022 result as Labour's vote fell despite the significant borough-wide swing to the party. The Conservative vote slipped too - by very slightly more than Labour's, but the national political environment was even worse for the Tories in 2022 than 2018.

In power locally after 2022, Labour attempted to kick-start regeneration of the Alton estate: a project that has been stop-start for twenty years and got nowhere. They also included the Lennox estate in their council house building plans, proposing a high-rise block built on the only green within the development. The Lennox plan was at least as contentious as the party's plans for the nearby Ashburton estate, which made a significant contribution to the Conservatives winning West Putney in a by-election in 2024 and then the other seat in the ward in 2026.

Whilst building on land already owned by the council is obviously a far cheaper option than attempting to buy a site on the open market, the fairly casual disregard Labour seemed to pay to building on the limited amounts of green, open space on estates looked callous - as though space and reasonable levels of housing density were something only the wealthy were entitled to enjoy.

Labour's support on the Lennox is weaker anyway: higher numbers of home owners and lease-holders in a denser, smaller estate giving it a more cohesive communal identity than the sprawling Alton. It's therefore not clear how many votes they lost there, but it's certainly conceivable that some of the boost in Green support came from residents opposed to having their open space built on.

In terms of the Alton plans, they gave planning permission to redevelop one small block in the centre of the estate and for some infill blocks on Fontley Way (again, treating the open space between these blocks as unimportant compared to the handful of new homes the new buildings would provide). They put the wider Alton regeneration, which focussed on a smaller area than previous attempts, and providing more affordable homes within the scheme, and 80% of those given a vote (which was not every household) supported the plan, on a 41% turnout.

But Labour left it late in the day to hold that referendum and the worsening economic environment enabled the re-elected Conservatives in 2026 to cite spiralling costs when they halted the regeneration for the fourth time.

There is a big disconnect between the "regeneration" the Alton needs and what it would get from either Labour's or the Conservatives' visions for it. First, the vast majority of the estate would not benefit from any improvement whatsoever. There are relatively small things that would transform how the Alton looks: improving entrances to blocks, for example, and simply replacing the tired, sub-bleached facia boards on the tenement blocks with new, colour-coordinated ones.

Second, residents essentially want a better shopping environment, better public transport, homes their kids can move into and opportunities to set them up for the lives ahead of them. Regeneration never achieves these things: it's just a term to disguise the transfer of swathes of council estates into private blocks containing a handful of flats allocated to housing associations.

Of course people voted for whatever they were offered: it's been decades since any significant money has been spent on the Alton. But would Labour's plans have transformed the estate? Not especially. Would any of the new homes have been ring-fenced for the sons and daughters of long-term Alton residents? No. Was there any vision of improving opportunities for jobs or the local schools, part of the plan? No. Did the plans make the slightest effort to fit architecturally into an estate all the politicians have made so much fuss about protecting and championing? No.

With Labour back in government in 2026 would there be a repeat of their 1998 debacle - the first local election after they won power nationally, when they lost Roehampton? There were some signs that history might repeat. A few months before the election, St George's NHS Trust reported a massive overspend and announced plans to significantly downgrade services at Queen Mary's. But this generated hardly any publicity, let alone any anger about the threat to their local hospital.

There was also the worry that Labour's voters, having returned the party to power at the 2024 general election, might sit this election out. In fact, turnout increased by about 9% to 42%, in the lower half of the turnout league but by no means the worst. And again, the result was pretty much the same as 2022 and 2018, though with both Labour and the Conservatives losing similar amounts of support as the Greens and Reform surged.

Labour won just 37.5% of the vote, though because turnout was up, they only lost 28 votes from 2022. The Conservatives, who did very little campaigning in Roehampton and who had to disown one of their candidates after she suggested that Hitler was right to try to eradicate Jews in a social media post about Gaza, slumped to just over 20% - their worst Roehampton performance bar a 1981 by-election.

But in 2022 Labour had been ahead by 19% and in 2026 they led by 17%. The Greens polled 19%, their top candidate finishing just six votes behind the disavowed third Conservative. Reform won 700 votes in the ward that probably produced the largest Leave vote in Wandsworth in the 2016 EU referendum.

What this means is that Roehampton is still not secure for Labour. The last time they won more than half the vote was in 1994: more than thirty years ago. They were about 800 votes clear of the Conservatives in 2026 on that higher turnout, but that's still not safe.

It goes without saying that a ward like Roehampton: with 43% of its homes still in council hands more than 45 years after right-to-buy launched, should vote Labour almost by default. But it should be noted that the Conservative and Reform vote here in 2026 was almost level with Labour's. That's not to say the two votes can be combined to defeat Labour, just that almost 63% of those who voted did not support the party that won. And that makes Labour somewhat vulnerable here, even if they shouldn't be.

St Mary's

If one ward epitomises the transformation - the still evolving transformation - of Wandsworth, it is St Mary's. This is the oldest part of Battersea: Battersea Village. And it is also among the newest.

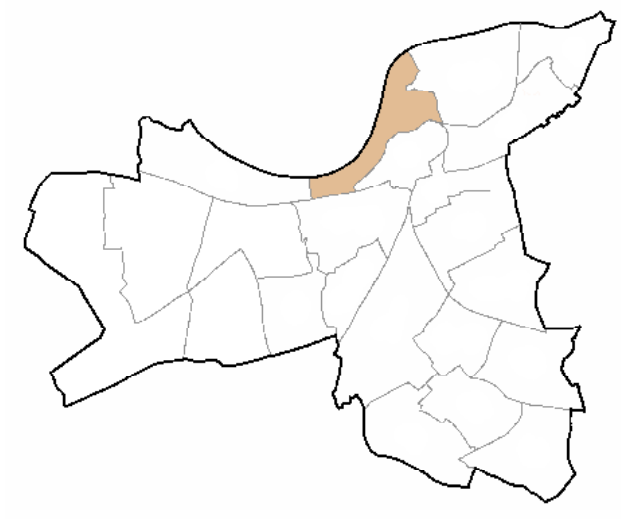

This is the Battersea of memorable slums and gigantic factories; the Battersea of mansion blocks; the Battersea of huge tower block council estates and the Battersea of space-age glass and metal bizarrely-shaped luxury apartment complexes. Everything Battersea is represented in this ward.

The ward takes its name from the picture postcard St Mary's Church on the riverside. Until 2022 it was called St Mary's Park, even though the park in question - Battersea Park, had been removed from it in 1978. St Mary's was built in 1775. Battersea village sprung up around it: Battersea Square and Battersea High Street are just to the south. This tiny area of narrow, occasionally cobbled, tightly-knit streets has the feeling of a riverside village similar to Greenwich or Bermondsey, all three with similar gritty histories that were founded on their proximity to the Thames.

For decades after the establishment of Battersea village, the population of the area was around 2,000: people making their trade on the river or in Battersea's vast fields just beyond the square. But in the space of twenty years in the late 19th century 100,000 people moved into the area - brought mainly by the construction of railways. By the First World War Battersea had 140,000 residents.

Such a rapid increase at such scale, coming to the area created huge logistical problems for landowners and municipalities. The area needed new homes, fast, plus schools, roads, shops, places of work. Some of the resultant housing like the "Three Sisters" conservation area south east of Battersea Square came to be one of the iconic townscapes of the area. These are six streets of mainly semi-detached villas, eventually loomed over by the Surrey Lane estate towers. The so-called sisters: Octavia, Ursula and Edna were actually not siblings but the builder's first and second wives and his mother.

But much of the new housing was not close to this quality and distinction. It was put up quickly; into it were crammed several families, and the homes lacked basic amenities like water supplies, let alone toilets and bathrooms. If you want to understand the radical tradition of Battersea council, and several of the area's MPs you first have to grasp the scale of the blight the area suffered from.

In 1964 36% of homes in that borough were without a bath; 31% were without hot water. A disproportionate number of these were in North Battersea. Homes were rat infested, damp, rotting and many had been damaged by the Blitz: Battersea was a prime target for the bombers given its crucial factories and supply lines.

The appalling conditions did not begin and end with housing: they just began there. The riverside had evolved from a fishing village. St Mary's Church was now dwarfed by the huge silo of the Hovis grain mill beside it and further down towards Battersea Bridge was the even larger Morgan's Crucible with its towering central chimney. Upriver was the Price's Candle Works, the Lombard Road power station and Garton's Sugar Factory spewing revolting fumes over residents.

Across the Thames were Fulham and Lots Road Power Stations and further heavy industry at the Imperial wharves. Steam trains were still powering through Battersea until 1969, coating the surrounding area in black soot and grease. In short, pollution was a critical issue.

Some early public housing was, by the standards of the 1960s condemnable: massively too cramped and built in the midst of heavy industry. Durham Buildings (the name was because they were on land owned by the Bishop of Durham) built in 1905 on York Road was an example: a long, gothic five-storey tenement block which Labour councillor Tony Belton described as a "half-way house".

Durham Buildings was built right up against the Garton sugar factory and the sickly smell permeated every crevice of the building day and night: it was its own residents that petitioned for its demolition. By the 1960s it would have been unlawful to construct a building of this type, of this density in such a location even if, outwardly, it looked a perfectly imposing, impressive building.

The scope for vast new council estates was obvious, at least for the radicals on Battersea council. Depending on how you count them, four were proposed to be dotted around Battersea Village.

The biggest would be Surrey Lane, just off Battersea Bridge Road. Across Westbridge Road would be a GLC-built estate of two huge towers: the Somerset estate.

Between Battersea Bridge Road and Albert Bridge Road would be built the Ethelburga estate. And just set back from York Road would be the Badric Court estate with the chunkiest tower block of the lot: Totteridge House.

There were other smaller estates: Goulden House - across the road from the Sisters roads, Battersea High Street estate, the Southland estate, also in Shuttleworth Road, McCarthy Court: tenement blocks interspersed with occasional tower blocks. There was Riverains - sheltered housing in Vicarage Crescent, and a scattering of infill blocks where bomb damage had left gaps in the street-scene, or where bought-up houses were demolished and replaced by blocks.

St Mary's Park ward was, because of the way it so quickly developed into a working class, industrialised neighbourhood, and then through the slum clearance and estate building programmes of the council, a strongly Labour voting area by 1937.

The area was originally mostly represented within the Church ward, though Latchmere claimed the wedge between Battersea and Albert Bridges. Church started out voting Progressive (Liberal) but even back in 1900 the Liberal Party was starting to sputter out as the principal opponent of the Conservatives.

Labour claimed all 6 seats in the ward the first time they stood, winning 78% of the vote. Church stayed loyal throughout the 1920s, though in 1931 Municipal Reform won five of the seats when the Communists stood, taking Labour votes.

They only polled 5% but that was significantly larger than the majorities won by the MR councillors. From 1934 onwards, Church was dependably Labour: Communist challenge or no.

In 1949 boundary changes split Church into two with a new Vicarage ward covering the area west of Battersea Village. Vicarage was an even safer ward for Labour than Church, though there was little prospect of the Conservatives winning either. And then, with Battersea Council abolished, St Mary's Park was created by combining Church ward, the wedge that was in Latchmere between the bridges, and Park ward.

St Mary's Park began as one of Labour's safest wards. It never registered the sort of overwhelming Labour votes of Queenstown and Latchmere, but the party held it in its 1968 rout - and there were very few wards that was true of that year. In 1971 Labour managed 66% and in 1974 61% here - and that was when the heavily Conservative Prince of Wales Drive area was in this ward.

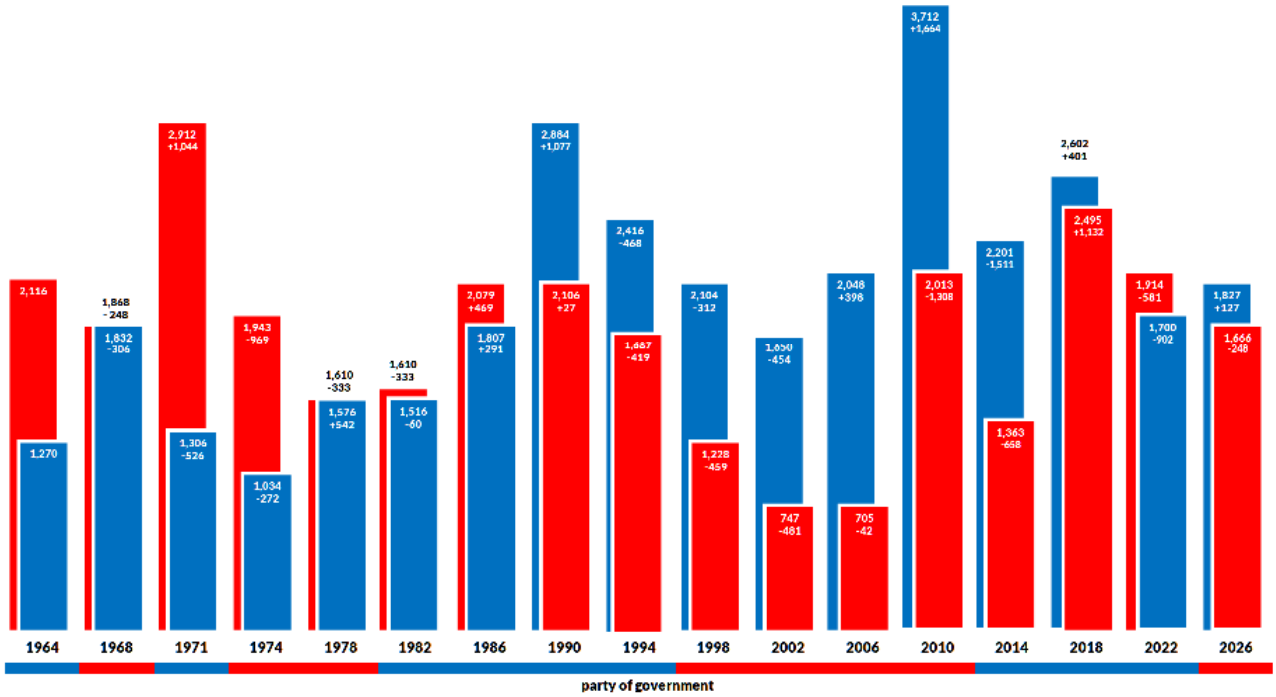

their project began with the St John's estate: five five-storey blocks just off the riverside in Vicarage Crescent. The Conservatives decided to decant the tenants from the estate, sell it off and watch private developers renovate it and create new homes to buy in a gated off development next to the river.

Wandsworth Conservative Election Agent Jean Lucas tells the story of the estate from the Conservative perspective:

"St John's was a group of old-style pre war blocks without lifts, with external balconies and very run down. It was unpopular with tenants and in fact housed a considerable number of problem families. The estate was badly sited for bus or tube travel, but was near the Thames. 'I wonder if we could sell it' thought Chris [Chope - then Housing Committee Chair, but within months the council leader and now an MP]...

For Sale signs advertising the refurbished, now private St John's estate in Vicarage Crescent

"...The area had more than its fair share of council housing. It would be better for the tenants to have options to move to better flats in nicer parts of the borough, for the council to save the vast cost of modernisation and to achieve a capita gain which could go towards improving conditions on other estates....Regalion took over St John's, renamed it Battersea Village and in very little time had refurbished the first block: White House, which they proceeded to market and quickly sold. It really was an unbelievable transformation."

And so the new approach: letting the free market drive improvement of Battersea's riverside, began. So did the left-wing campaigning and protesting against it. By 1979 planning permission for a new, low density private residential development to replace the derelict Morgans' Crucible, on the corner of Battersea Church Road and Battersea Bridge Road, had been granted.

Perhaps appropriately, given that this was the first of the major riverside redevelopments there was a massive protest the day the demolition was supposed to start: 7th July 1979.

The protest was to actually try to save a massive mural , protesting the rapidly changing face of Battersea local activist Brian Barnes along the boundary wall of the derelict factory, which had closed nine years earlier. The Wandsworth Guardian described it so:

"Stretching 256 ft and 18 ft high, the mural's first half, The Good, had over 20 portraits of local characters from nearby shops and the bus garage opposite the wall gathered around the iconic No.19 bus, new low rise family council housing being built with direct labour, the Thames-side park allotments and the new adventure playground.

"In the centre, was an enormous broom, a symbol of the tenants and worker's action, "sweeping" away the Bad: Morgan's obsolete factory, the notorious polluting Garton's glucose factory, Pooh Bear and Mr Toad representing the overspill of Chelsea's chic restaurants into Battersea and a fiery water chute and burning Mickey Mouse, telling of the abortive attempt by Trust House Forte to build a Disneyland in Battersea Park.

"At right angles to this long stretch, was a wall of flame (the Ugly) which showed the incineration of the Bad and the routing of the fleeing "gang of four", the leading Tory councillors of the day, including Thatcherite leader of thecouncil Chris Chope, notorious for privatising many Wandsworth public assets, and present deputy leader Maurice Heaster."

Unsurprisingly, the Conservative council was far less keen on retaining this mural than Labour. The protest failed, the mural and the factory were demolished and Morgan's Walk was built. Brian Barnes did, however, go on to paint a somewhat smaller mural reprising some of the themes of his Crucible artwork at the back of the Haberdashers Pub in Dagnall Street, which is still standing.

The Morgan Crucible redevelopment lit a fuse right along the Battersea riverside and began an even more radical transformation than the slum clearance and council estate building programme.

A few years later the adjoining Hovis Mill closed and the first new Battersea high rise in just over a decade: the Montevetro Building, designed by Richard Rogers Partners, was constructed, opening in 1999. This building starts at just four storeys behind St Mary's Church, but climbs steeply to twenty storeys: it was arguably the first "landmark" building on the Thames - certainly in this stretch of it.

Then the big redevelopments stop as you pass through Battersea Village and into Lombard Road. This was where the first iterations of St Mary's Park ward ended: at the West London Line rail bridge across the Thames to Fulham. But this Lombard Road area would eventually get added to the ward with even more frantic, fraught, disjointed architecture being stacked up along the river.

There is Lombard Wharf, designed to look off-kilter and about to topple over, Oyster Wharf, and Falcon Wharf, painted a royal blue colour. Then there's the increasingly encroached upon heliport, curvy Altura Tower, Vicentia Court, and then the older apartment blocks, some factory and warehouse conversions, others post-modernist play block buildings at Clove Hitch Quay, and the former Price's candle-makers development. And then there was Gargoyle Wharf by Wandsworth Bridge.

Gargoyle Wharf had been derelict for years; once a Mobil Oil Depot and Distillery at one point it became an unlawful, but very well publicised "eco village" camp created by an ad-hoc group called "The Land Is Ours". But the site was destined for the most intensive riverside housing development of them all: Battersea Reach, only recently finished.

If the Doddington estate represented the worst of municipal council housing, Battersea Reach is the dearth of what the unconstrained market can create: overbearing, far too high, far too dense, towers that turn the river Thames into a canyon of architecture every bit as monstrous as that which Conservatives complain about in respect of council estates.

Once the five riverside blocks were built the developers set about providing another rank of blocks along York Road, even taller. The fact that there is no open, public amenity space in this development or anywhere near, the impact of the extra traffic on the already often gridlocked Wandsworth roundabout, the social consequences of soulless housing in the sky, with no sense of community; the windswept street scene around this: all these problems come when planning controls are relaxed and developers given free rein to build whatever they want.

The argument goes that London needs much more housing and that hyper-intense developments like this are the only way to provide it. But luxury schemes like Battersea Wharf, typically sold off-book to foreign investors long before they can be inhabited do not fix London's housing crisis.

Nor can ever greater intensification of private housing deal with London's housing need - because there will never be enough built to make private housing affordable. And if these developments transform what makes an area popular into one that is not, then they are actually counter-productive.

In some of these new developments just 70% of flats contain voters: these are as much investment apartments for corporations to leave empty for most of the year as they are homes for Londoners.



A section of the 'Good The Bad and The Ugly' mural on the boundary wall of Morgan's Crucible on Battersea Bridge Road

www.putneyriverside.info

thameside

Passionate about Putney

They did it to Battersea riverside, then Wandsworth.
This is our last chance to stop them doing it to Putney

DUBAI ON THAMES

by Christian Klapp

Stand up to the developers

A Labour leaflet from the 2011 Thamesfield by-election using the Battersea Reach development to warn of what the party saw as the Conservative council's willingness to over-develop the borough

They may provide huge council tax income and planning gain receipts to the council but do they make Wandsworth a brighter borough? They don't.

By 1990 enough of this type of housing had been built, enough council flats had been sold and enough of the terraces gentrified that the ward became arguably the seminal Conservative gain in that election of sweeping Conservative gains in Wandsworth. Labour had fought hard to regain all three St Mary's Park seats in 1982 and hold them in 1986. But it was hard work. But 1990 was a Tory tidal wave.

The three sitting Labour councillors were swept out on a 12% swing. The Conservatives were aided by the absence of any other parties contesting the ward: it was a straight fight between them and Labour. Labour dropped 7.5% but the Tories surged by 17 percentage points and the new councillors were with about 800 votes to spare.

The Conservative lead then grew slowly but steadily until 2006 when they were 36% clear of Labour. But that was far more to do with Labour's massive national unpopularity that year than an accurate reflection of the true state of politics here.

That area St Mary's Park inherited in the 2002 boundary changes - from Lombard Road down to Wandsworth Bridge, given the ward an elephant trunk as the river arced south and west did not make St Mary's any safer for the Conservatives, a little surprisingly.

One reason for this was that many of the occupants of these riverside blocks were young renters, spending so much of the income on housing that saving to buy a home was incredibly difficult. St Mary's is one of just five wards where the proportion of residents renting in the private sector is over 40% - and most of them probably live in these riverside blocks.

In the 2010 elections which coincided with the general election a 7% swing brought St Mary's Park reversed all the gain the Tories made in 2006 and in 2014 the Conservative vote fell again. But they were still a long way clear of Labour: 43% to 26%.

But then in 2018 Labour did what the Conservatives had done in 1990: make a huge advance of nineteen percentage points to pull level. They even gained a seat here: Emily Wintle becoming the first Labour councillor elected for St Mary's Park in 32 years.

Politics in London had realigned. It wasn't just that the Conservative Party changed, from the metropolitan liberalism of Cameron to the provincial, coarser Conservatism of his successors; nor Brexit alone, nor the aforementioned disaffection of younger professional voters that the party was not interested in them.

Nor was it the more left-wing leadership of Miliband and Corbyn, nor the fading of the rifts the invasion of Iraq had caused among "progressive" voters - though both enabled Labour to unite more of the non-Conservative vote behind it. That was a vital first step for Labour to build back towards a council majority but not, in itself, enough.

At the next review of ward boundaries before 2022, Labour's own plans - that were adopted - should've finished off their chances here.

Two of the five big estates in the ward: Surrey Lane and Ethelberga, were moved to the new ward of Battersea Park. That left just the Somerset, Badric Court and the scattered smaller estates around Shuttleworth Road and Battersea High Street.

History of St Mary's ward results

	Con	Lab	LD	Grn	Oth
1900	41.3		58.7		8.7
1903	27.5		53.7	18.9	
1906	46.1	4.6	49.3		
1909	49.3	9.3	41.4		
1912	48.7		51.3		
1919		76.4		23.6	
1922	28.7	71.3			
1925	30.8	54.9	14.3		
1928	39.2	60.8			
1931	48.3	46.7	5.0		
1934	28.8	71.2			
1937	24.1	75.9			
1945	17.9	82.1			22.4
1949	34.1	65.9			
1953	24.9	75.1			
1956	17.3	74.0		8.7	
1959	23.6	76.4			
1962	26.6	49.1	24.3		
1964	33.9	55.8	8.2	2.0	
1968	46.4	47.4	6.1		
1971	29.5	65.5		5.0	
1974	32.1	61.0	6.8		
1978	45.2	45.4		9.4	
1982	39.7	43.1	13.9	3.3	
1986	41.5	48.5	6.8	3.2	
1990	59.0	41.0			
1994	51.9	36.2	6.4	5.5	
1998	56.0	32.3	4.6	7.1	
2002	55.1	24.3	7.8	12.8	
2006	56.2	19.5	9.9	14.4	
2010	49.3	25.9	14.2	10.5	
2014	43.2	26.2	7.8	23.0	
2018	41.7	39.1	5.5	13.6	
2022	39.1	42.4	8.4	10.5	
2026	35.3	32.6	5.6	17.0	9.5

A lot of Conservative votes left too, but the Surrey Lane was believed to be the foundation of Labour's vote- that's why they had moved it into a ward they saw as more promising: Battersea Park.

To make matters worse for Labour, they extended the "trunk" of the ward past Wandsworth Bridge to take in the riverside all the way to the mouth of the river Wandle. That added the Smugglers Way refuse yard but yet more of the exclusive, gated-off riverside apartment blocks: the so-called Riverside West development.

These changes wouldn't quite have eradicated Labour's prospects but, whereas they trailed in St Mary's Park in 2018 by 2.1%, they'd have been almost ten percentage points behind on these new boundaries. That in an election where Labour and the Conservatives finished neck and neck borough-wide. In other words, the ward Labour drew would have been ten points more Conservative than the borough.

And yet, after every vote had been counted, Labour ended up not just retaining the seat it had gained in 2018 but adding another to it and finishing three points ahead of the Tories: the first time that had happened since 1986. Aside from their wins in Balham, East and West Putney, this was perhaps Labour's most surprising result given how difficult the ward they had drawn had become. This no longer looks nor feels like a typical Labour ward - but then what a typical Labour ward looks like in this realigned era is far from clear.

The Conservatives recovered all three St Mary's seats in 2026, though only very narrowly and despite their vote share falling nearly four points. But Labour fell by ten as the Greens rose to 16% and Reform entered the fray with 9.5%.

St Mary's and West Putney were the only split wards to revert wholly to the Conservatives, but Battersea Park, Trinity and Wandle became new split wards to replace them.

Shaftesbury and Queenstown

When talk of "radical Battersea" commences, you might imagine the focus to be the Burns estate in Latchmere: the first council housing built by a council's own workforce; or the vast slum clearance programme after the war that produced some of the area's unavoidable tower block council estates; or the progressive legacies of Charlotte Despard, Shapurji Saklatvala and John Burns.

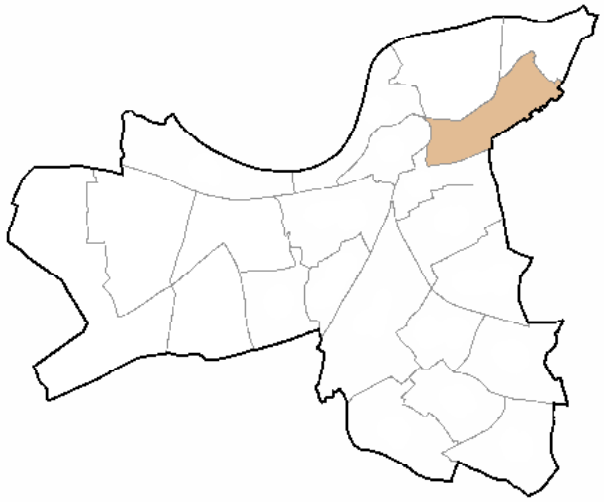

But just south of the Battersea railway line there is a 42-acre piece of land densely covered with small, pretty houses built over five years by the Artisans, Labourers and General Dwellings Company: a veritable "workmen's' city" to provide decent homes at affordable rents and at a reasonable price to build. As the Survey of London noted:

"Through 'industrial partnership' and a unique financial model it could build better houses for less than the speculative builder, pay its workmen more than standard wages, sell or let its houses below the market level, and yet produce a return on capital not of five, but six per cent. It offered its inhabitants not only a healthy home environment but the benefits of community living, underpinned by cooperation and self-help."

Quality homes for the working class: a radical concept. And so was built the Shaftesbury Park estate.

The estate was built on the southern-most section of Battersea fields, before the land ascends steeply up the north-facing hillside, once covered in lavender bushes, to the grand mansions of Clapham Common.

The artisan influence on the Shaftesbury Park estate is evident in some almost-picture postcard architecture: cottages, some in seemingly endless streets like Sabine Road, Elsley Road and Eversleigh Road; others in smaller terraces like Brassey Square, Kingsley Street and Morrison Street.

The puritanical Methodism of many of the social reformers of the era is also evident in the lack of any public houses within the estate (a trait evident in the Becontree estate in Dagenham and in many other private estates like the Bishops Park estate in Fulham or the Southfields grid). Working people should be denied the temptation of alcohol for their own salvation. Some fairly stringent tenancy conditions were also introduced at the outset.

It was not the first such estate nor the last but at the time it was the biggest: over a thousand homes. It was always the epicentre of Labour's support in Shaftesbury ward, the most densely packed ward in Wandsworth. That remained true even as Labour's vote in this ward waned from the 1970s.

Shaftesbury had the highest population density in the borough. Within 92 hectares on the eastern edge of the borough were squeezed over 14,000 residents (in 2011): a density of 154 people per hectare. Whoever said high-rise blocks are the only way to build urban density never visited Shaftesbury ward.

The Shafesbury estate ended at the Dickensian-sounding Heathwall sewer, a waterway that ran from the Thames at Nine Elms through to Falcon Brook and, effectively made North Battersea an island - Heathwall Street nowadays following part of its path. This lavender hillside, and the land across the road leading to Clapham Common was the last bit of Battersea-proper to be developed in the late 1800s and early 1900s, turning a sparsely populated and very affluent area into a more mixed neighbourhood.

To the east and south of the Shaftesbury Park estate was a small cluster of streets not built by the Dwellings Company; just long Battersea streets similar to those on the Clapham side of Lavender Hill. Some of these, like Glycena Road ran up the steep hillside; others like Wycliffe, Wickersley and names now lost to us: Beaufoy Road and Hanbury Road, lay flat on the plain as Lavender Hill declined towards Queenstown Road.

Part of this area was heavily bombed during the Second World War: the area between Shirley Grove and Tyneham Road. the houses of the Wycliffe and Wickersley area were very tightly packed, some had also suffered damage during the war, and this was another area that got dubbed a slum.

Taking nearly all this whole area: the bombed streets and the slum streets, Battersea Council cleared it all and replaced it with some fairly atypical, relatively low density council estates.

Wycliffe and Wickersley became cul-de-sacs by St Bartholomew's church. South of them came an estate of small terraced houses: brick cubes with wooden entrance porticos, set around greens: Evesham Way and Dunston Close. In front of them, just behind Lavender Hill, were clusters of small tenement blocks: Ashley Crescent.

To their west, a different style of block entirely: Tyneham Close, built much earlier, slightly higher rise, built almost immediately after the war in the somewhat art deco mansion block style.

And then, across from Tyneham Close, beginning the climb up Lavender Hill: the Gideon Road estate, 1970s tenement blocks again set around greens. This estate is much bigger than it appears from Lavender Hill because a lot of it runs behind buildings on the hill, hiding it away. But it goes back all the way to Acanthus Road on the crest of the hillside.

The consequence of this council housing was that nearly all of the area between Lavender Hill and the railway lines was either housing association or council owned, and over 5,000 Battersea voters lived here. Ashley Crescent, Evesham Way and Dunston Close were in Nine Elms but the rest was Shaftesbury.

From the moment Battersea Council was founded in 1900, Lavender Hill was the Shaftesbury ward boundary. Everything to the north, east to where the Queenstown Diamond was rapidly being constructed was in Shaftesbury ward; everything south - towards the common, went into Bolingbroke ward.

Shaftesbury started out as a fairly strongly Progressive ward, electing the Liberals in 1900, 1903 and 1906. 1909 was a Municipal Reform (Conservative) landslide and Shaftesbury was part of that wave, but the Progressives got it back in 1912: their last hoorah as the country began to turn its back on the Liberal Party. And then the First World War meant there were no local elections until 1919.

The Progressives did not contest Shaftesbury in 1919 and, in their first outing, Labour swept the ward with over 70% of the vote. And Labour held the ward from then on for the duration of Battersea Council's existence. Its loyalty to Labour was stronger than that of Latchmere or Church (St Mary's): of similar allegiance to that of Winstanley (Falconbrook) and Nine Elms which also kept loyal in terrible years for Labour in the 1920s and 1930s.

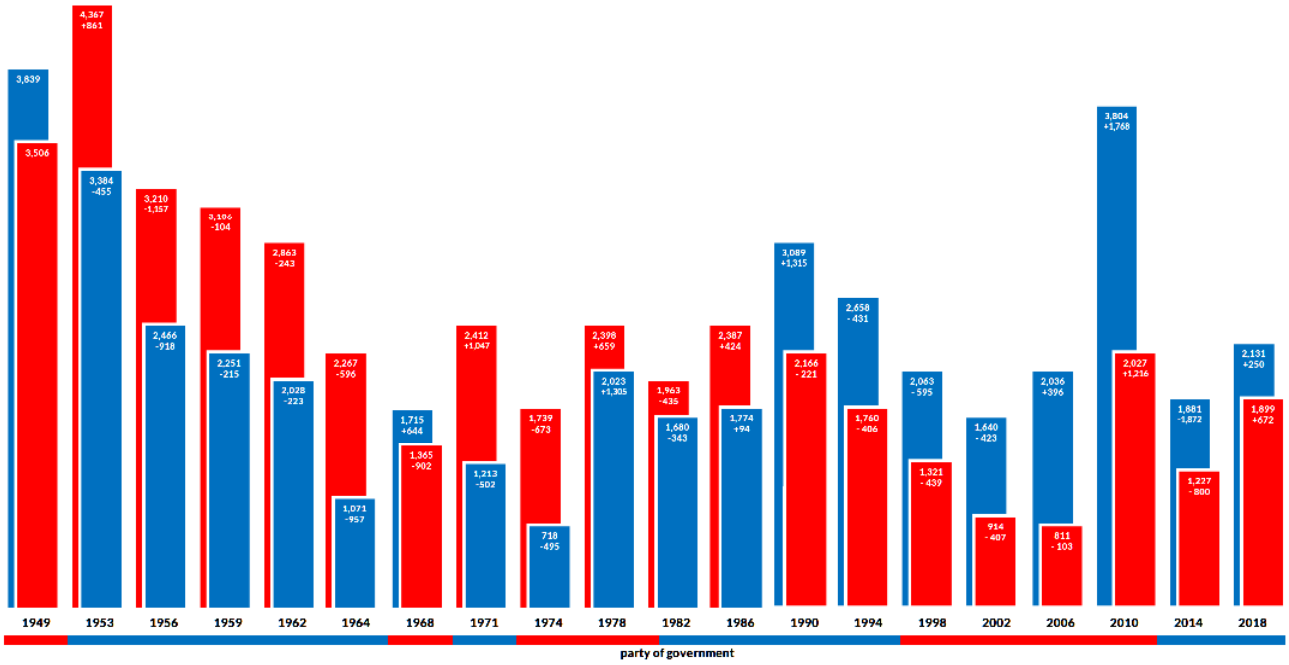

The other side of Lavender Hill: the Bolingbroke ward side, meanwhile, kept electing Conservative councillors until 1945.

The 1949 ward boundary changes left Shaftesbury unaltered; but the south side of Lavender Hill was re-ordered into two small wards: Lavender in the south west and Stormont in the south east. After the Labour surge of 1945 the tide went out and this corner of Battersea returned to voting as it had before: Shaftesbury Labour, Lavender comfortably Conservative, Stormont marginally so.

Shaftesbury again stayed reliably secure for Labour and all the campaigning effort went into Stormont. Labour gained the ward in 1953 and held it in 1956, but then it split in 1959 before returning to Labour in its last contest in 1962. But the elections in Stormont were always close: 53/47 in 1956, 49.4/50.6 in 1959, 52/48 in 1962.

These three wards would eventually cover the area of the expanded Shaftesbury ward that was drawn for the new Wandsworth council - but not until 1978. From 1964 the ward was an amalgam of Shaftesbury and Stormont, with the Evesham Way area also added. If you merge a very Labour ward with a marginally Labour one you still get a Labour ward; not quite as safe as old Shaftesbury was but not all that far off.

The area had been depopulating rapidly though. A thousand voters had been lost between 1949 and 1962, and that trend continued. The new, larger, Shaftesbury had an electorate of 11,259 in 1964. It was 8,294 just a decade later.

So, in 1978, the area that was once Lavender ward was added, to form the Shaftesbury ward that existed all the way through to 2022. That already strongly Conservative part of the area had been gentrifying for years; the Stormont end following suit. All of a sudden, Shaftesbury was a marginal ward.

In the very poor Labour year of 1978: the redrawn ward's first outing, Labour's Bill Johnson - their third-placed councillor, hung on by just 227 votes. In 1982, Francis Jones, third placed that year, won by 136. The there was a much better Labour year in 1986, and their majority in Shaftesbury climbed to well over 400 votes.

But 1986 gave Labour false hope that they had steadied the ship. In 1990 the Conservatives gained over 1,300 extra votes, surging from 1,774 to 3,089. Labour lost some support: down from 2,387 to 2,166 but that massive wave of new Conservative voters, built in part on a 12% increase in turnout, overwhelmed the party.

Labour's leader in Wandsworth, Fiona Mactaggart (later MP for Slough), was ousted. It wasn't even close: the smallest Tory majority was 682, the largest 923. And Shaftesbury remained Conservative from thereon, with more or less the same gap between the two parties.

In 2018 Labour did close the gap in Shaftesbury, with former councillor Samantha Heath missing out by just 35 votes. Although this was another defeat, what it showed - for the first time in years - was that Labour had outpolled the Tories on the downhill side of the ward: the Shafesbury estate and the council estates. With a boundary review looming, if the party could somehow find a way of detaching that side of the ward from the still heavily-Conservative Clapham side, there were the makings of a fairly secure Labour-voting ward there.

Labour had regained a seat in neighbouring Queenstown in 2014; held it with a much larger majority in a 2016 by-election, and won all three there, comfortably enough in 2018. In the Nine Elms profile, we looked at how Labour worried that all the new, mostly exclusive housing being built across that emerging neighbourhood would swamp the Labour voting estates in Queenstown.

Given their hopes to get the Shaftesbury estate into a Labour-voting ward once more, the solution was obvious: amalgamate the bits they wanted to keep control of from Queenstown with the bits they wanted to gain control of from Shaftesbury. Yes, it would entrench the Conservatives' grip on what was left of Shaftesbury but it would also provide a reasonably secure berth for those 3 Labour Queenstown councillors or their successors.

What territory did Queenstown contribute?

Firstly, those three council estates: Carey Gardens, the Patmore and, north of the railway, the older Savona estate. The first of these, Carey Gardens, is a horse-shoe shaped contiguous three and four storey block built around a central green by the GLC in the early 1970s. The original council plans for Carey Gardens would not look out of place in the current Nine Elms plan: four towers of 26 storeys which, at the time, would have made them by far the tallest structures in the area. There are about 400 maisonettes in Carey Gardens.

North of Carey Gardens is the larger, and older, Patmore estate: 28 tenement blocks of three to five storeys named after railway engineers in recognition of the setting of the estate: literally hemmed in by railway lines. There are another 800 flats here. Continuing north under the railway bridge there's the third of the estates: the Savona.

The Savona is an old LCC estate dating from the 1930s built as five storey tenement blocks around courtyards, behind Nine Elms Lane and with Battersea Power Station almost directly in front. The GLC added three higher blocks in the 1960s and, for reasons best known to them, decided to clad them in bright blue. The higher rise blocks have since been demolished, but two of the low rises are there though condemned to demolition, one just over the road from Battersea Dogs Home.

More recently a 240 shared ownership block, Viridian Apartments has been built on the Savona, along with another blue (though less garish) block beside it in Stewarts Road. There has also been some more new build housing in Ascalon Street.

Travel back up Wandsworth Road towards Lavender Hill, past the rail station and the Westbury estate with its twin tower blocks, similar in design to those on Battersea's Somerset estate. The Battersea boundary with Lambeth is very complicated here and the Westbury estate is part of that other borough - though Queenstown Labour wishes it were not. Battersea's boundary runs immediately behind.

Just before Silverthorne Road - the edge of Queenstown proper - is a cluster of low rise council blocks some in Lambeth, some in Wandsworth. Robertson Street is the borough boundary here and gives its name to the Wandsworth part of the estate.

History of results in Shaftesbury and Queenstown ward

	Con	Lab	LD	Grn	Oth
1900	43.8		47.5		8.7
1903	43.2		56.8		
1906	46.6		53.4		
1909	46.7	10.9	42.3		
1912	44.0		56.0		
1919	13.8	86.2			
1922	25.6	74.4			
1925	34.3	65.7			
1928	31.4	68.6			
1931	40.9	59.1			
1934	21.1	78.9			
1937	17.7	82.3			
1945	10.9	66.7			22.4
1949	25.5	70.5			4.0
1953	18.3	81.7			
1956	8.5	79.7			11.8
1959	16.9	71.2			11.9
1962	18.0	72.9			9.1
1964	16.0	76.0			8.0
1968	34.4	40.8	5.9		18.9
1971	14.3	73.7			12.0
1974	14.4	85.6			
1978	34.5	52.7	3.6		9.2
1982	36.9	46.1	15.2		1.8
1986	39.6	49.7	7.3		3.5
1990	52.5	40.7		6.9	
1994	54.2	40.2	5.6		
1998	57.3	37.4	5.3		
2002	49.3	42.0	8.8		
2006	43.6	33.7		22.7	
2010	43.4	34.7	13.9	8.0	
2014	40.2	39.4	4.5	15.8	
2018	33.9	53.3	8.6	4.2	
2022	26.6	45.8	10.7	16.9	
2026	19.3	38.2	7.5	25.6	9.4

Robertson Street leads to Silverthorne Road and this is the edge of the "Diamond" (so-called because of its rhomboid shape than because it's shiny and very expensive) or the Park Town estate. Silverthorne Road itself is still industrialised on one side - the area was briefly considered as the site for an incinerator to dispose of Wandsworth's rubbish. At present it is one of the bases of London Concrete and Tarmac Topmix; huge depots that back onto the Stewarts Lane rail sidings and cover everywhere with dust.

Queenstown Road (or, when it was originally built just Queen's Road - the station still bears the old name) runs through the centre of the Diamond with smaller streets spoking off at intervals. From here you get exceptional views of the Power Station and Gas holder directly north. In its very centre is St Philip Square and church: this is the exemplar of a high density, Victorian planned neighbourhood, albeit one a little lacking in private outdoor space for its nigh on 3,000 residents.

Built on part of Longhedge Farm, which supplied dairy and fruit produce to London, and bordered by two small streams, the Diamond principally came about to connect Clapham with Pimlico. The development of this estate clashed with the construction of the rail lines: some of the under-construction buildings on the Diamond had to be demolished as the railway surveyors seized more and more land for the tracks. Queenstown Road dinks in an "S" shape by the railway line in order to fit between rail viaducts.

The first streets of the Diamond to be finished, aside from Queenstown Road, were St Philip Street, running parallel to the east, and Stanley Grove running off at an angle and the ward boundary with Shaftesbury to the west. 27 of the houses were purchased by Alfred, Lord Tennyson, which is why Tennyson Street exists here. It took fifty years to build the Diamond, using different architects and builders and a variety of styles principally smaller cottages and three storey town houses with ornate decorative features.

The Diamond was - and probably still is - the "swing" neighbourhood of the ward. Were Labour to tank here, as they usually did in council elections, they would struggle to win the whole ward. It's a high turnover neighbourhood with a younger, professional demographic, attracted by the quick train links into Waterloo and the low Council Tax. Fortunately, Labour is currently pretty popular with young, liberal professionals or, at least, the Conservatives are deeply unpopular.

The new conjoined ward - it does still feel like a ward with disparate bits bolted together rather than a cohesive neighbourhood as, perhaps, the old Shaftesbury was - did what Labour expected it to in 2022, electing the party by 46% to 27% for the Conservatives. This was, give or take,

the same margin Labour had won Queenstown by in 2018 which was a little surprising: notional results had it going Labour 51% and Conservative 29%.

That would have meant the ward notionally swung from Labour in 2022 - a year in which Labour improved a lot on 2018. Exactly the same thing happened in Battersea Park, where much of the rest of Queenstown's Labour support had been moved to. Notional results there suggested Labour would have won the new ward in 2018 49% to 32%. Yet Labour actually won Battersea Park by 44 to 31 in 2022.

That result is only relevant because the notional result could not be wrong for both these wards: it could not be that too little of Queenstown's 2018 had been allotted to the notional result for Shaftesbury and Queenstown and too much to Battersea Park because Labour under-performed compared to the notionals in both. That suggests, for some, reason that Labour did, in fact, lose votes in this corner of the borough, in 2022. Strange, but perhaps explainable by the party regarding both wards as likely to be theirs and so targeted other more marginal wards elsewhere in Battersea.

2026 was essentially a re-run of 2022. Both Labour and the Conservatives lost about seven percentage points of support so the gap remained as it had been. Except for one big difference. A solitary Green candidate, Jo Bartholmeou, won nearly 200 votes more than the Conservatives and a 25.6% share. Labour's Stephen Worrall, re-elected in third place, finished just 288 votes ahead - 6.5%. Reform polled 9% - they perhaps have potential to do very slightly better here, but they can't get close to winning: the demographics are totally wrong for them.

This sudden Green strength in Shaftesbury and Queenstown makes sense if you consider which types of voter were in the Greens' sights in 2026. Council tenants - council and housing association tenants comprise 37% of this ward: the largest single tenure type. Private renters - 32% of the ward rent privately. Relatively affluent, young professionals - 57% here work in managerial or executive white collar professions, 44% are degree-educated. So it's a little surprising that the Greens not only didn't target the ward (a very easy ward to campaign in - most homes in terraced streets with few gated-off, entry-phone properties), but only fielded one candidate here.

The fact that this ward is so easy to canvass, to deliver and build information on voters should makes this, along with the Tooting wards in which the Greens performed well in 2026, a prime target for the party. It'll be much easier to campaign in than Falconbrook or Nine Elms - the other wards in which the Greens did well in Battersea, with their gated off blocks and concierges.

Labour only averaged 38% in the most recent elections - they won 42% in Queenstown in 2002 and lost, but that's more about the fragmentation of party votes in the current political era, where elections can be won on much lower shares of the vote. Still, this awkward and somewhat artificial ward is not working out how Labour intended. They're ahead, but not by as much as they perhaps should be.

South Balham

For years - decades - the most closely-fought ward in Wandsworth was Bedford: what is now called South Balham ward. And it's still a battleground.

It didn't start out that way. Until 1949 this was the middle section of the huge Balham ward: a ward that covered the current Balham ward, this area and most of what is now Trinity, and Tooting north of Tooting High Road, all the way west to the borough border with Colliers Wood.

The only time this Balham - with Bedford a part of it - voted Labour was in 1945, and then only just. Then boundaries were redrawn in time for the 1949 elections and Bedford was created. It covered the area either side of Bedford Hill up to Balham High Road, south to Tooting Bec Common and west to Tooting Bec station. In its first election, Bedford went massively Conservative: 4,954 to 2,053 for Labour and 603 for the Liberals. The Tories won over 5,000 votes in 1953.

But from then on, the Conservative vote declined rapidly: 3,951 in 1956, 3,453 in 1959, 2,619 in 1962; 1,675 in 1964 (after boundary changes removed the best Tory bits to Nightingale ward). Because they were so far ahead, it took all those elections, but especially those boundary changes, to make things competitive.

In 1964 the third Conservative won by just 72 votes. They rebounded in 1968 but then, in 1971, Labour won two of the three seats for the first time. In 1974, despite a swing to the Conservatives borough-wide, Labour won all three Bedford seats: the third by just one vote.

Let's pause there before we get to The Empire Fights Back years; because wards don't just swing from one party to the extent Bedford did without there being some driving force behind it. That can be to the Conservatives benefit, as we've seen in North Battersea. But here it was very much to their detriment and very rapidly too.

In part it was those boundary changes, removing the area north-west of Balham High Road to Nightingale. But it was far more profound than a tweaking of lines on a map. Balham and, within it, Bedford, began as prosperous neighbourhoods in what was then not even suburbia: it was countryside with a few roads running through it into and out of London.

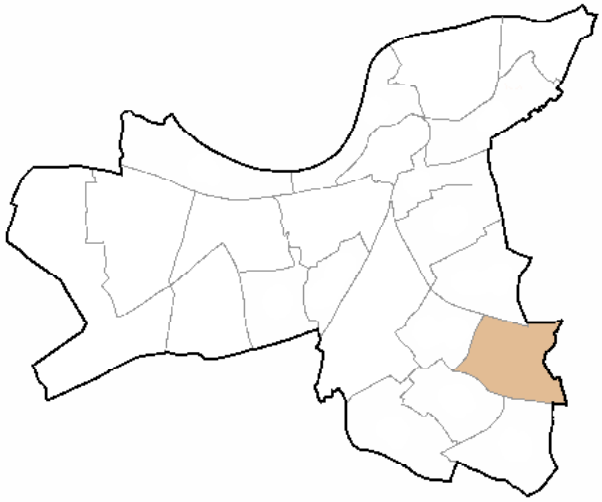

Balham High Road was one such: a roman road. If you could afford to buy some land and build a villa here, you had a retreat within easy reach of London that was bucolic and stable. Bucolic and stable are not words at the forefront of descriptions of Balham and Tooting today.

And that is part of the answer. Just as the Nine Elms rising from the dereliction around Battersea Power Station is an entirely new neighbourhood that cannot be compared to the Nine Elms ward that existed before 1964 so, as Bedford was developed, it became a less and less exclusive neighbourhood.

New streets catered for a market that could be sold to: and that was more working class. Balham was becoming suburban, not a rural retreat. Like Putney Hill, the huge villas and mansion blocks that lined Bedford Hill were also falling into decline; too big and too unwanted now Balham was not quite as exclusive as once it was.

Unlike Putney Hill, the response was not to demolish and rebuild the plots as private tenement blocks but to subdivide the existing houses into flats; often HMOs (Homes in Multiple Occupation). HMOs are notorious for providing shared facilities: shared bathrooms, shared kitchens: they are not self-contained and that's the main difference between an HMO and a flat in a converted house.

Here's what the 2021 census has to say about South Balham's accommodation types. Out of 4,544 households

there are 46 detached houses, 312 semi-detached houses, 847 terraced houses, 1,148 purpose-built flats and 2,122 flats in a converted or shared house. That's 47% of the entire ward.

Not all - not even the majority - are HMOs; most are perfectly decent self-contained flats. Back in the 1990s, Bedford ward had the highest proportion of residents without exclusive access to a bathroom. That will have diminished - hopefully by a lot - in thirty years, but it shows how the area slid down the social scale from the 1940s - and pulled the Conservative vote down with it. Bedford Hill was also a fairly notorious red light district.

The impression I'm trying to give of the neighbourhood is not of South London's King's Cross; just that it became a very wide mix. The council added to the mix by building some small council estates: the Ryde Vale being the largest: some terraced houses, some 3-storey tenement blocks and two 7-storey mini-tower blocks, painted blue and white.

But this is a small estate and public housing comprises less than 20% of the ward's stock. No, this is another ward where private renting is a significant and growing proportion.

In 1978 the Conservatives regained power in Wandsworth and Bedford ward swung back to them. But again not all that comfortably: 53% to 44% (and 3% for the Communists). In 1982 Labour reclaimed a seat, and in 1986 the other two - again by knife-edge margins: their third candidate won by just 23 votes.

1990 saw another rebound for the Conservatives. But while Wandsworth swung to the Tories by 7.5%, the swing back was much lower in Bedford: the Conservatives won by 45% to 38%. Nonetheless, they were then able to hold the ward - never by vast amounts - in 1994, 1998, 2002, 2006 and 2010.

In 2014 Labour finally regained two of the three seats: the new councillors being Fleur Anderson and Rosena Allin-Khan. Anderson would become MP for Putney in 2019; Allin-Khan MP for Tooting in 2016 after Sadiq Khan had won the London mayoral election.

Labour then won all three Bedford seats in 2018. The ward almost looked comfortable with Labour polling just under 50% and the Conservatives down at 35%.

This was reinforced in a by-election in 2021 when Fleur Anderson, now an MP, resigned her council seat. Hannah Stanislaus, a self-described "black, gender-fluid lesbian, [and] a single mum [with] mental health issues" held the seat for Labour in a replica of the 2018 result.

But her time as a councillor was not a happy one. She almost immediately sought to challenge for the group leadership but, unsurprisingly, couldn't get herself nominated. She was then suspended from the group after bullying allegations were made, and she then resigned from Labour and then the council.

A second Bedford by-election took place in 2021, this time in November. Turnout collapsed but in a surprise to pretty much everyone, the Conservatives fell just one

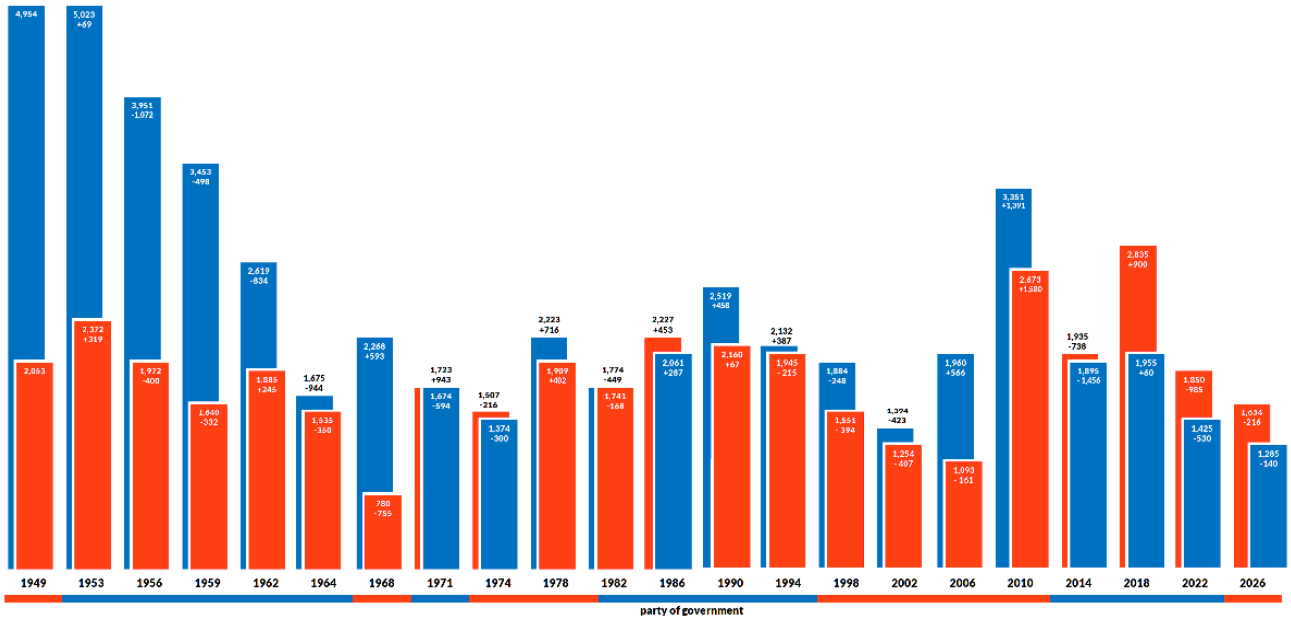

vote short of regaining the ward: Labour - 906 votes, Conservatives - 905. Bedford was back as a key marginal.

The boundary changes before the 2022 elections reduced the ward to two councillors and it was renamed South Balham. In those elections, Tom Mytton, the Conservative who had fallen that one vote short in the by-election stood and lost by somewhat more: 93 votes - but in the context of a dismal Conservative performance nationally and in Wandsworth.

Overall, Labour polled 46% and the Conservatives 37%. South Balham is a somewhat weaker ward for Labour than Balham, losing the area south of Tooting Bec Road including the Newlands estate.

2026 saw one of those parallel results: both Labour and the Conservatives lost about five percentage points of support. The Conservative votes likely went to Reform UK who polled 4.5% - but those are precious votes in a marginal ward. The Greens polled 17%, up from 12%.

This is another ward where the Greens underperformed, accepting that they did not put a huge effort in here. But everywhere south of Tooting Broadway, Tooting High Road and Balham High Road seems to be target territory for the Greens. Tooting containing decent proportions of private renters and Muslims.

Why did that green tide stop at the borough boundary? It may be because the Tories aren't moribund here: they are still established as the alternative to Labour in Tooting.

In Lambeth the Conservative Party has essentially ceased to exist. But demographically there is very little difference between Balham and Streatham: if the Greens can win there they should be competitive here.

Whilst South Balham remains a marginal - currently a Labour-leaning one but not necessarily permanently - the Conservatives have a long-term problem. Their vote has not ceased declining: every decade it's lower than the decade before.

History of results in South Balham ward

	Con	Lab	LD	Grn	Oth
1949	25.5	70.5			
1953	18.3	81.7			
1956	8.5	79.7			
1959	16.9	71.2			
1962	18.0	72.9			
1964	48.2	45.0	6.8		
1964	74.5	25.5			
1968	50.1	49.9			
1971	40.8	45.6	10.3		
1974	14.4	85.6			
1978	52.7	44.1			3.1
1982	43.8	40.4	15.8		
1986	43.5	46.6	9.9		
1990	45.0	38.0	4.2	8.4	4.3
1994	44.7	40.4	6.2	6.4	2.4
1998	48.0	38.5	6.0	7.5	
2002	38.9	32.1	13.5	15.4	
2006	44.1	25.0	11.4	17.3	
2010	42.2	31.3	18.2	8.3	
2014	37.7	37.3	6.3	13.7	
2018	35.0	49.2	6.0	9.8	
2021B	31.7	48.3	5.5	14.5	
2021B	40.2	40.2	6.0	13.6	
2022	36.6	45.7	5.5	12.2	
2026	31.7	40.7	5.7	17.4	4.5

In the ward's first election in 1949 the Conservatives polled 71%. In 2026 they won 32%: a vote more than halved. Yes the boundaries have changed - but not consequentially enough to explain that decline.

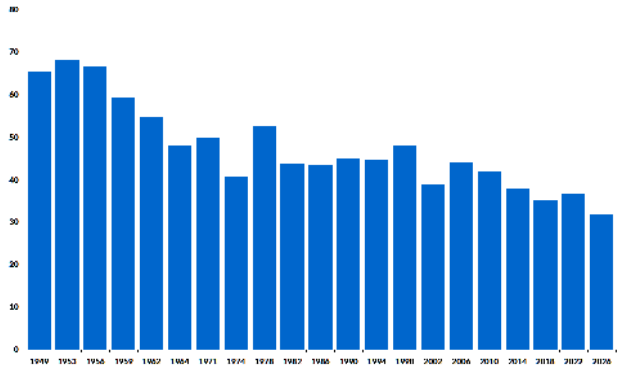

Decline of the Conservative vote in Bedford-South Balham

This entire corner of South West London has seen a massive Conservative collapse since the 1990s - a change of course mirrored in general elections. This was how the area including Bedford/South Balham voted in 1990:

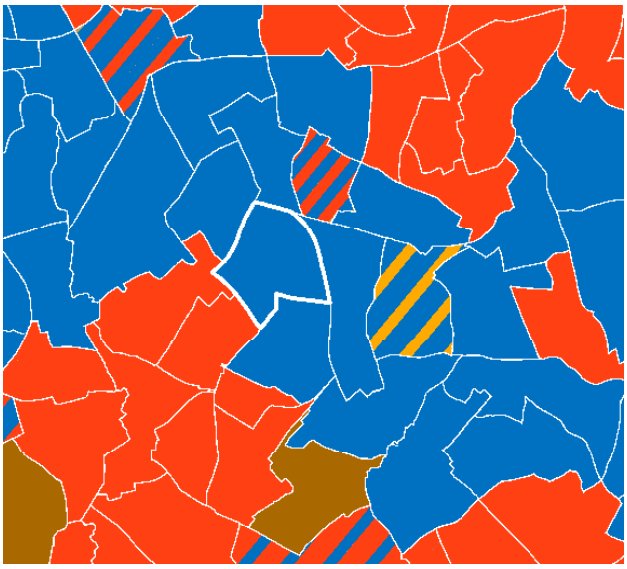

And this was how it voted in 2022:

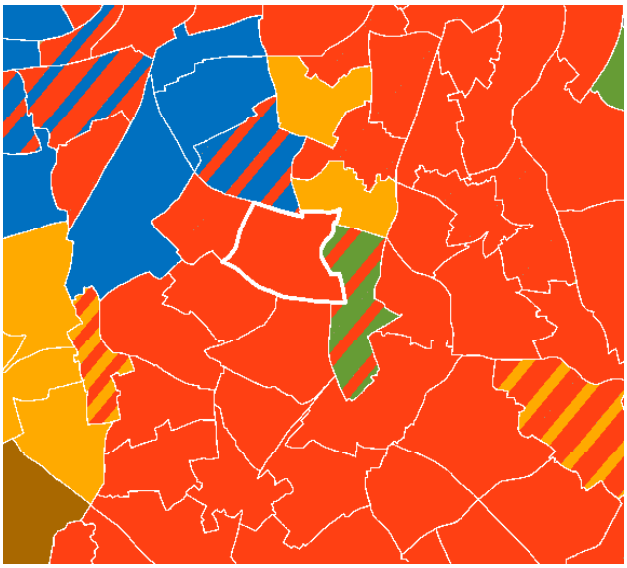

Of course there were a lot more Green councillors on this map after 2026, and it's possible that we could be in the early stages of another long-term realignment of London.

Other European cities, including Paris and Berlin, now have significant Green and far-left voting districts. London has been an outlier in resisting this trend, just as the three Balham wards in Wandsworth held out against the trend towards Labour for much longer than nearby wards in Lambeth, Merton, Southwark and Croydon did.

Labour is down almost ten points from their 2018 peak of 49% and South Balham remains a marginal. But unless the Conservatives find a way of reversing their long-run slump here, it could well become a Labour-Green marginal relatively soon.

Southfields

Southfields: an area synonymous with affluent. commuter belt suburbia; the District Line tube station you use to get to tennis at Wimbledon; another of the nappy-valley districts of Wandsworth.

The stats also suggest that Southfields should be a secure Conservative ward: after all they'll have held it unbroken for 50 years, nearly 60% of its housing is owner-occupied (a far higher percentage than, say, Thamesfield ward) and the same percentage are white British.

Yet Southfields is an inherently volatile ward. The Conservatives won here with just a 38.5% share in 2014 and they held on by just 3.6% in 2022 - on substantially more favourable boundaries. It is not, entirely, the quiet Tory backwater its image suggests.

What is Southfields: how is it defined? That question matters because, in council boundary terms, a lot of what local residents regard as Southfields is not actually in Southfields ward. Cross the road south from Southfields Station and you're not in Southfields, or turn right up Augustus Road and you're not; Southfields Library is not in Southfields. In contrast, a lot of what could most charitably be described as on the periphery of Southfields has been included within it.

That was somewhat fixed in the 2020 boundary review, when the northern-most section of the old Southfields - somewhere self-evidently central Wandsworth - was removed. That section included the Southside shopping centre and, more importantly in political terms, the tower block Arndale estate above it. Also exiting were far newer private high-density blocks like Argento Tower, 11 Mapleton Crescent and Hardwicks Square.

Further south, off Kimber Road, is the somewhat unusual (insofar as there is nothing like this anywhere else in Southfields) Coleman Court: a snaking private residential tenement block near Southfields Academy. Coleman Court looks and feels like it should be a council block but with its very small flats, but its private with a lot of the apartments sub-let.

And in the far south east, at the end of King George's Park, is a cluster of long terraced streets that are more characteristic of Earlsfield across the Wandle than Southfields. This has moved away from being a solidly

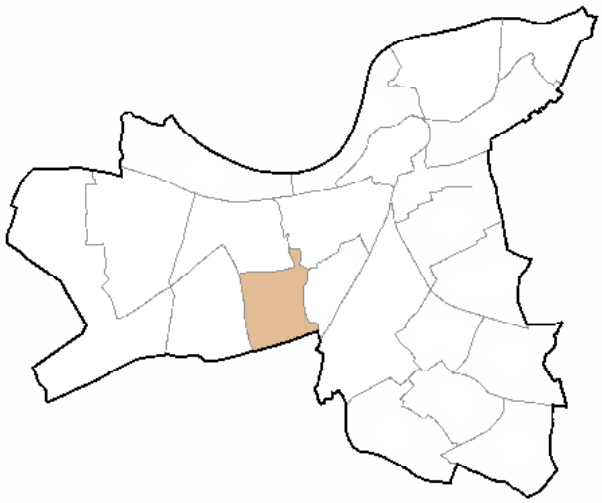

Labour area, but it hasn't really moved towards the Conservatives. Rather it has become a high turnover, low turnout area.

This area also contains a few council and housing association blocks: visiting Dounesforth Gardens feels like being transported to a small rural housing estate set, as it is, on the edge of King George's Park away from the bustle of Merton Road. There are also newer Barratts-style private housing schemes beside the River Wandle here: Knaresborough and Riversdale, and one of the many old factory sites that line the banks of this once working, industrial river.

Setting aside the area that transitions from Southfields to Earlsfield, what's left is very much Southfields. This comprises two distinct halves: the Southfields "Grid" and what might be termed old Southfields: the area immediately north around Wimbledon Park Road.

The decisive voting bloc in Southfields though, is The Grid. This is a seemingly never-ending grid of seven parallel streets crossed by three others. In these ten roads over 4,000 electors reside. This is usually the heart of Conservative strength in Southfields but, simply because of its size, it is also a large contributor of Labour votes in the ward as well.

One of the main reasons Labour lost support on the Grid dramatically in the mid 1970s was the council's policy of compulsorily purchasing empty or for sale homes with the intent of turning them into council properties to meet its housing needs. Between 1974 and 1976 Labour-run

Wandsworth purchased 1,272 houses at a cost of £14.2m - an average price of £11,200.

The principal problem with this policy was less the intention, though the Conservative opposition saw it as a blatantly political attempt to bring disruptive Labour voters into marginal areas. In so doing, these voters would drive Conservatives out - almost an exact reverse (as the Tories saw it) of the later Homes for votes scandal in Westminster and what Wandsworth Conservatives did with the Livingstone estate, the St John's estate and Park Court.

No, the problem was that the council's housing maintenance service could in no way manage the volume of work needed to bring these homes up to council housing standards. As a result, many of them were boarded up for months.

The imagery of corrugated metal walls around derelict homes in "nice middle class areas" like the Grid was a spectacular own-goal by Labour. Not only did it provide the Conservatives with one of their classic photo opportunities but it alienated those on the housing waiting lists every bit as much as the neighbours of the boarded-up homes who both hated the eyesore and stressed about the sort of people who would eventually move in.

It was this policy specifically that motivated several Southfields residents, including Arnold and Jane Cooper and Christine (Tina) Thompson to become Conservative Party activists and, in the case of these three, councillors.

Two by-elections in Labour-held seats occurred in Southfields ward during this tumultuous time and both were, unsurprisingly, won by the Conservatives.

In 1975 future council leader Edward Lister was elected on a 7% swing. Just over a year later the swing from Labour had grown to 11% Labour's vote slumped by fifteen percentage points - of which twelve went to the National Front: the highest ever far-right vote in the borough. Labour's defeat was made even worse by the fact that Wandsworth Arndale and the tower blocks above it only opened in 1971 and its overwhelmingly Labour voters should have turned Southfields into a reasonably comfortable Labour ward.

Southfields at the time of those by-elections was a slightly oddly drawn ward: it contained the Grid, the (then) newly-built Arndale and the King George's Park side, but not the Wimbledon Park Road area which was in West Hill ward: an annexed section separated from the rest of that ward by the District Line. Instead, the ward curved around to run north to West Hill itself: streets that are now in East Putney like Melrose Road, Ringford Road, Sispara Gardens and West Hill Road.

In 1978 the last remaining Labour seat in Southfields flipped to the Conservatives: another 11% swing and two of the three Tory councillors won with majorities of more than a thousand. And that's where it's stayed: the Conservative majority fluctuating but constant.

But Southfields is, even today, not a uniformly affluent area. Merton Road is a mixed environment with a residual amount of warehousing and workshop clusters, along with Southfields Academy and some council tenement blocks; a gritty, busy road from Wandsworth to Wimbledon. Away from the Grid the housing is more modest, despite substantial gentrification.

This very mixed ward in 1986 swung sharply back to Labour: it was one of so many "if only" wards that, if only the party been able to turn out a very few more votes they would have retaken control. On a 6% swing the Tories held on by just 143; this on a council that split 31 Conservative councillors, 30 Labour.

Then, in 1987, one of the ward's Tory councillors, Michael Burnett, resigned. This was the first by-election since the knife-edge 1986 result and both parties threw everything at it - with Conservative ministers and Labour shadow ministers taking the District Line straight here from Westminster to canvass.

At the time Wandsworth Conservatives were agitating for the abolition of the Inner London Education Authority, having successfully won abolition of the GLC. Because ILEA only covered inner London rather than Greater London it was even more securely Labour-controlled than Ken Livingstone's GLC had been.

Wandsworth Conservatives wanted control of education both to wrest it from Labour but also because they believed local councils were best placed to run education services.

Labour made its opposition to the abolition of ILEA a central plank of its campaign, possibly mistaking support for the ILEA among voters with the salience it had in actually deciding votes. You can be in favour of a party's position on something without that issue being of such concern you would consider changing your vote over it.

In some ways the debate over the abolition of ILEA was even more ideological than that over the GLC. It is hard to explain to voters how transferring largely administrative services from one bureaucracy to another will directly affect the education of their children.

The ideological differences between, for example, rote learning versus play, or the value of exams versus coursework, or the even more complex explanations of the far-left tendencies of the leadership of teaching unions cannot be easily expressed in leaflets or doorstep conversations.

In the strident political tones of the 1980s it probably sounded at best abstract and at worst downright weird for politicians to be campaigning on a power the council did not, at that time, hold. In any event, on a turnout similar to that of the 1986 elections, almost exactly the same result occurred: there was even a tiny (0.8%) swing the Tories, though both big parties increased their support at the expense of the Alliance. Southfields and Wandsworth stayed Conservative.

Labour was never again to reach the heights of 43% of the vote in Southfields, at least in council elections, even in 2022. Aside from general elections and by-elections, Labour's vote was remarkably stable for a long time: 33.8% in 1978; 33.6% in 1994 (when one Ed Davey was a Lib Dem candidate here), 33.3% in 1998.

But things started to go badly wrong for Labour in the 2000s.

In 2002 a round of council cuts that targeted Social Services spurred the left-wing Wandsworth Trades Council to field a "Save Our Services" candidate, June Hautot in Southfields, then the seat of Social Services Committee chair Jan Leigh. Hautot polled 11% which came almost entirely from Labour: their vote fell to just 25% for the first time ever. One of the Labour candidates in Southfields was Morgan McSweeney, later the man who won Keir Starmer the Labour leadership and became 10 Downing Street Chief of Staff after the party won the 2024 general election. But worse was to come for Labour.

In 2006 a combination of massive Labour government unpopularity coincided with the moving into Southfields of a particularly driven Lib Dem activist, and Labour plunged to third place with just 16% support. In 2010 with its higher general election turnout Labour staggered back above 20% (the Lib Dem vote also increased to 19%).

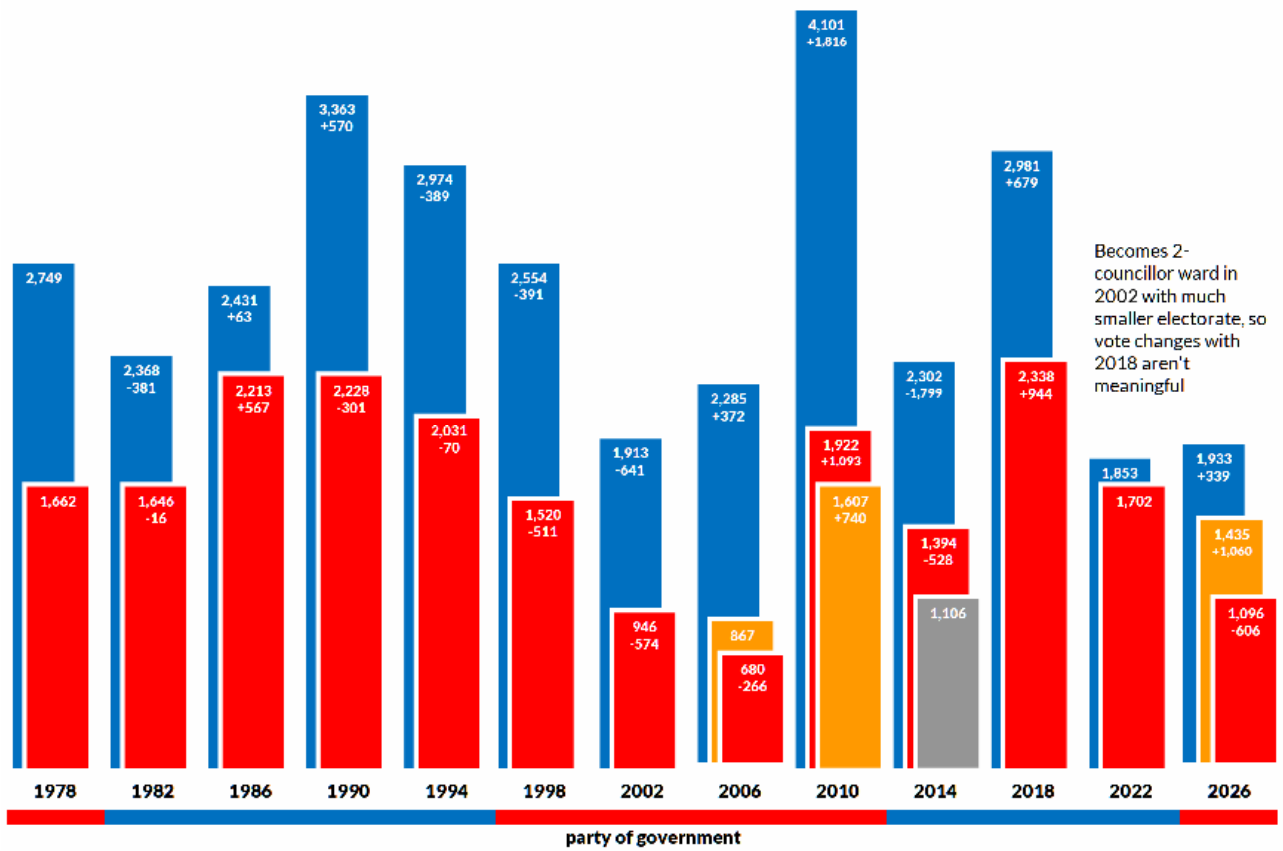

In 2012 one of the ward's Conservative councillors - Lucy Allan resigned, citing a lack of support from the council's leadership over health problems she had been having. So serious were those health problems that in 2015 she popped up as the Conservative parliamentary candidate for Telford. She won and served as MP there until 2024.

With Labour now out of contention in Southfields (in 2010 the Tories had polled over 4,000 votes; Labour less than 2,000) this was a by-election of far less consequence than that of 1987 but, with the Liberal Democrats all-but imploding since entering coalition and Labour back in opposition nationally, Labour added seventeen percentage points to their vote - their second biggest surge in borough history.

Once again they were back over 40% support in Southfields, though the Conservatives still won with 47%.

In 2014 Labour was unable to maintain the level of activism that had given it the relatively impressive by-election result and was again dogged by the presence of an independent - this time far better organised, better funded, local and far more representative of Southfields residents than June Hautot had been in 2002.
Rob Richman had spearheaded a local campaign, especially strong on the Southfields Grid, to generally safeguard local independent shops along Replingham Road - which are particularly treasured as a Southfields' Unique Selling Point.

Specifically he had the eye-catching idea of returning Riley's Snooker Hall in Wimbledon Park Road, opposite the tube station, to its original use as a cinema. The threat to local shops by the opening of a Tesco Local was also an issue in the 2012 by-election but at that time residents were more willing to give the Conservatives the benefit of the doubt on these issues, or at least they were not of sufficient concern to switch.

But by 2014 the Conservative council had voted down the Southfields Plaza application and supported a rival plan to open a Waitrose; the local post office had closed and Tesco had opened up in the former Grid Inn pub on Replingham Road - perceived to be a direct threat to the survival of local shops.

Richman polled 19%, almost all of it from the Conservatives, who ended up with just 39%. Labour held second place but also lost votes: not just compared to the 2012 by-election, but also their not-very-impressive 2010 result. In total nearly 40% of Southfields voters opted for neither of the two main parties.

Party vote shares in Southfields, 1900-2026

	Con	Lab	LD	Grn	Oth
1900	62.8		37.2		
1903	39.6		30.5		29.8
1906	68.6		31.4		
1909	67.9		32.1		
1912	52.0		27.1		20.9
1919	61.0	39.0			
1922	79.8	20.2			
1925	78.7	21.3			
1928	73.1	26.9			
1931	87.4	12.6			
1934	70.1	29.9			
1937	61.4	38.6			
1945	47.9	52.1			
1949	53.5	39.3	7.2		
1953	46.4	44.1	9.5		
1956	48.6	51.4			
1959	52.5	47.5			
1962	31.6	35.3	25.6		7.5
1964	40.2	47.2	11.3		1.4
1968	61.2	25.7	13.1		
1971	43.3	56.7			
1974	42.9	46.2	10.8		
1975B	49.2	38.5	12.3		
1976B	50.5	31.1	6.6		11.8
1978	55.9	33.8	5.7		4.7
1982	48.8	32.9	18.3		
1986	50.1	38.3	9.7		
1987B	47.6	42.7	9.1		0.6
1990	51.4	34.2	5.9	8.6	
1994	49.2	33.6	7.5	6.0	
1998	58.2	33.3	8.5		
2002	52.7	24.3	11.3	11.8	
2006	53.4	15.5	18.4	11.0	
2010	49.3	23.0	18.5	7.6	
2012B	49.1	40.3	5.9	4.7	
2014	38.5	22.6	6.8	13.2	18.9
2018	45.5	34.4	10.6	7.9	
2022	43.7	40.1	7.7	8.5	
2026	36.4	19.9	27.6	11.7	4.4

Nonetheless, with the benefit of hindsight, the 2012 by-election and the 2014 local elections ushered in a new era of much weaker Conservative support, compounded by the 2016 European Union referendum (Southfields produced a huge Remain vote) and the unpopularity of the Conservatives being the party delivering the Leave result in the way they did.

Hence, when it came to the boundary review prior to the 2022 council elections the Conservatives were quite keen to reinforce themselves in Southfields. Removing the low turnout but far more Labour-inclined north of the ward to a new Wandsworth Town ward should have done the trick, even though the Conservative unpopularity over the Plaza plan was in the south - core Southfields.

There was a bit of scuffling over what should be included and excluded from Southfields. Labour had proposed including the Wimbledon Park triangle and the Wimbledon Park estate - 1930s blocks somewhat up the hillside that provide awesome views across the Wandle Valley - all the way to Crystal Palace.

This would have put the library and all the shopping parade into Southfields. Labour also proposed the corner closest to Earlsfield be moved to a new Wandle Valley ward.

But independent West Hill councillor Malcolm Grimston didn't want to lose that part of his ward and the Tories didn't want the Wimbledon Park estate - even though it had very few council flats left (it was a right-to-buy

Putney Labour Party campaign session before 2019 general election

Mecca). And they certainly didn't want Labour's Wandle Valley ward, drawn to include several big council estates within it - including the Arndale.

After a lot of consultation and re-consultation, West Hill ward was left unaltered and Southfields was cut not quite in half, but with everything south of Granville Road and Brathway Road staying and everything north reallocated.

In between the boundary review and the 2022 council elections came the 2019 general election. Putney, of which Southfields was part, was Labour's only gain of that election which otherwise produced dozens of gains for the Tories. A somewhat iconic photo from that election was of a Labour campaign session in Southfields backed by the left-wing Momentum group. Hundreds of activists are seen packing out the Southfields station forecourt before being sent off to canvass.

Fleur Anderson could not have won Putney in 2019 without being highly competitive - and probably winning - even this redrawn Southfields with the Labour estates removed. And when she won by over 12,000 in 2024 there is no question she carried Southfields - by a lot.

So, despite Southfields being drawn as ideally for the Conservatives as possible, in 2022 the party barely held on. The second placed Conservative, Guy Humphries, held on by just 62 votes. One of the reasons Labour got so close was because residents who had once supported the Lib Dems or Greens lined-up behind Labour. Both those parties polled less than 10%.

But across the border in Merton - the Southfields Grid straddles the boroughs at Revelstoke Road - the Liberal Democrats were making big advances, including in that borough's Wimbledon Park ward. They went on to gain the Wimbledon constituency in 2024 and tighten their grip on Wimbledon Park ward in 2026.

Wandsworth Lib Dems resemble nomads; roaming around searching for a ward to target. They have, at various times, fancied their chances in Thamesfield, Tooting Graveney and Nine Elms - as well as Southfields. Some of this random chancing of their arm depends on where they can find an enthusiastic member willing to drive campaigning. That was true with their earlier Southfields attempts and it was true in 2026 as well.

Southfields is an optimal ward for campaigning: mostly houses everyone can access, few blocks behind entry phones and, now it's a 2-councillor ward, a far more cohesive ward with far fewer voters to canvass. Ideal, one would think, for a classic Lib Dem pavement politics campaign. The only obstacle is that Labour isn't dormant here, as they have become in Wimbledon - they were not

going to stand back and let the Lib Dems steal their vote, even if their government was acutely unpopular.

There was a big - 20% - swing from Labour to the Lib Dems, and the Conservatives slid somewhat too. But the Conservative majority increased a fair bit - from 3.6% to almost 9% - because Labour got much closer in 2022 than the Lib Dems managed in 2026.

This doesn't tell us much about the future. The Lib Dems could, in theory, build on this result. Or they could shift attention somewhere else - Thamesfield given they got even closer there in 2026? And Labour is probably not out of the picture either: they still won 20% - a number that seems to be their core here.

Thamesfield

At the beginning of Hillary Mantel's best-seller "Wolf Hall" a young Thomas Cromwell crawls into the river Thames at Putney to escape a particularly savage beating by his father.

Although the exact location of the Cromwell foundry is not easy to determine, a consensus seems to exist that it was around Brewhouse Street - in the middle of Thamesfield ward.

Putney is also linked to Thomas Cromwell's nephew, Oliver, as St Mary's Church beside the bridge was the site of the Putney Debates. There, following the English Civil War, delegates from the New Model Army debated a new democratic constitution for the country and Thomas Rainsborough said these truly radical words:

"For really I think that the poorest hee that is in England hath a life to live, as the greatest hee; and therefore truly, Sir, I think itt clear, that every Man that is to live under a Government ought first by his own Consent to put himself under that Government; and I do think that the poorest man in England is not at all bound in a strict sense to that Government that he hath not had a voice to put Himself under."

Those principles were not enacted for generations but they are believed to have helped the founding fathers of the United States with their own constitution.

Since the Cromwells' time, Putney's riverside has become more famous internationally as the annual start of the University Boat Race; the crews launching just north of the pier.

The affluent, elitist, exclusive impression the Boat Race presents of Putney is, nowadays, a pretty accurate one - at least of riparian Putney. Houses on the roads leading off The Embankment sell for millions; further west houses lining the edge of Putney Common are even further beyond anything close to average means. Not a single part of Thamesfield today is in the most deprived 50% of UK areas; around one third of it is in the most affluent 10%.

So, no surprises that this is normally one of the very safest Conservative wards in Wandsworth; the base of Wandsworth's two longest serving council leaders: Paul Beresford and Edward Lister. But it would be wrong to assume that Thamesfield is homogenous, or has always been uniformly Conservative.

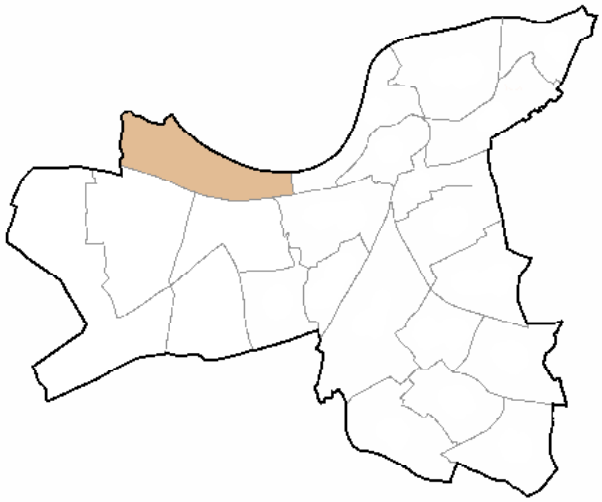

Putney exists because it became a Thames crossing point on the way out to Surrey: the King's Road through Chelsea and Fulham was, literally, the king's private road to the crossing point.

That point was not the current Putney Bridge but, originally, a ferry and thereafter a wooden bridge that spanned the Thames from the end of Fulham High Street to Brewhouse Street. A second bridge did exist where the current one now stands but it was just an aqueduct carrying clean water across the river.

As with most places with a significant thoroughfare running through it, tradesmen and then housing sprung up around it. And so Putney was born and gradually built upon a series of fields - Thames fields. Development in this central area was rapid: it was a very tight squeeze to clear a route for the Metropolitan District (now District) Line from the Putney railway bridge to East Putney Station by 1871.

Just over 100 houses were demolished; Winthorpe Road has some "hidden" houses accessed only from beneath the viaduct. In Deodar Road two imposing mansion blocks called the Cedars, not dissimilar to Rivermead Court in Hurlingham which faced them, had to be partially demolished to make way for the viaduct; their remains then became impossible to let and were fully torn down.

Whilst much of the Fulham and Battersea riverside became industrial wharves, this fate did not befall at least the western portion of Putney's Thames-side. Instead the land became a crucial access point to the riverside: there

were boathouses and boatyards and ferry piers but, as befits a genteel Victorian suburb spacious, ornate homes as well.

So, while working class Fulham got a Duckhams Wharf, and a Shell Wharf, the huge Manbre & Garton Sugar factory, the Distillers plant and much more besides, Putney was laid out for riverside recreation in the late 1800s. Ruvigny Gardens, Kenilworth Court, Star and Garter Mansions, even the surviving Winchester House - the last of Putney's imposing estate houses - the entire Embankment was designed as an up-and-coming upper middle class suburb.

To the east it was a different matter. Behind St Mary's Church were wharves and mills. Wandsworth Park was allotments. The Osiers Wharves on which the huge new "Riverside Quarter" private housing estate is built comprised one of central Wandsworth's breweries, a malt house and a giant fireworks factory.

This is one of the significant features of Thamesfield: the east of the ward is markedly different; far more modest, much more like working-class Wandsworth town than posh Putney to the west.

That's seen in, for example, the fact that Disraeli Road, immediately behind the Putney mainline, has some huge houses mostly divided into workers' flats. Fawe Park Road, which Disraeli Road suddenly transforms into, is a long, tightly-packed street of workers cottages, many of which were, again, subdivided. Wadham Road, Rocklands Road, Brandlehow Road - even Oxford Road in parts - were solidly working class streets.

Wadham Tyres in Putney Bridge Road, on the corner of Bective Road, was the last surviving relic of that sort of old Putney; and they've now moved to the railway arches, leaving a prime shop frontage waiting to be redeveloped.

Even though house prices have soared and are no longer within reach of the kind of people who lived here fifty years ago, that much less Conservative imprimatur remains: in a 2011 Thamesfield by-election Labour managed to poll more votes (just) in the streets east of the High Street, while losing the west by a fair amount.

The east-west divide is not absolute and Putney High Street is not a Berlin Wall: there was plenty of grand property east of the high street and plenty of housing catering for Putney's sizeable working class built to its west. But, in the days when Thamesfield was a competitive political entity you would be correct in assuming that the Conservatives principally harvested their votes from the Putney Common west and Labour from the Wandsworth Park east.

The western section of Thamesfield, which is quite a bit larger than the eastern section, comes in a series of distinct bands. As has already been discussed the riverside - that is the stretch between the river and Lower Richmond Road - was designed for a particular clientele in mind.

The second band is the ladder of streets between Lower Richmond Road and Lacy Road/Hotham Road with Felsham Road running down the middle. Today these roads are barely less expensive than some of those

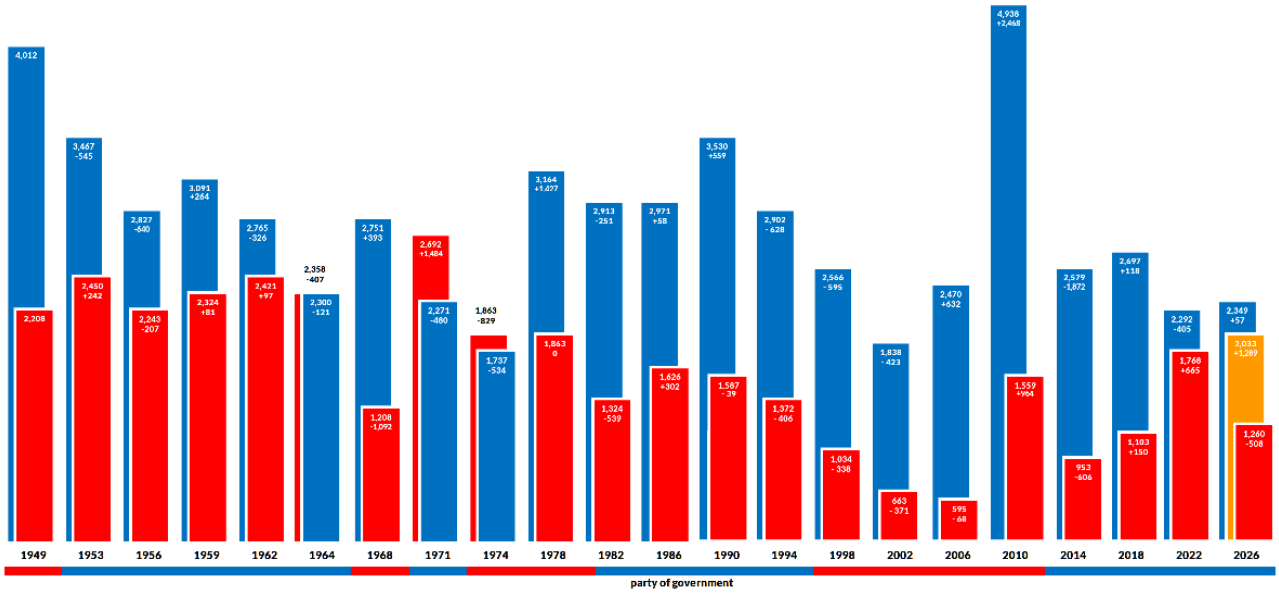

leading down to the river but originally these were more mixed areas of smaller terraces, many built on top of each other with no back gardens; sometimes barely a tiny yard.

Further west very little was developed until the turn of the century. The western end of Hotham Road and Landford Road were open fields on which was built a hugely popular velodrome (the first concrete velodrome in England), which existed until the end of Queen Victoria's reign.

The velodrome was every bit as popular as the riparian entertainments of the Embankment: it regularly drew crowds of 8-9,000 (about half the attendance of a Fulham Football Club home match). But it was more than just a cycling track: there were tennis courts, a billiard room, bars and a bowling green. Yet more evidence of the sort of area Thamesfield was designed to be: a recreational suburb for the wealthy.

Today, much like Roehampton Lido where the Woking Close estate is, the huge White City stadium (now part of the BBC estate) or the Notting Hill Hippodrome, the Putney velodrome is a ghost of bygone times. When the lease expired the velodrome disappeared and one of the last pieces of the Thamesfield jigsaw: Clarendon Drive, Landford Road, and the streets off them, was completed.

Thamesfield is more than just grid upon grid of terraced streets though. There are well-built, popular council estates here: the 1930s Ranelagh estate (Horne Way) tucked away next to Beverley Brook and The Platt off Felsham Road (the only high rise residential block in north Putney until the ICL tower was converted to luxury apartments in 2002) being the largest.

There are also smaller developments: Stockhurst Close behind Leaders Gardens, Crown Court in Lacy Road, large sheltered housing blocks in Weimar Street and Chelverton Road (not to mention the picturesque almshouses in Putney Bridge Road) and the Atney Road estate. But the vast majority of this housing has been sold off and now fetches astronomical prices on the market.

Thamesfield is also getting its share of modern housing developments: the re-imagining of the fairly ugly ICL tower behind Putney Bridge into a curved and tiered apartment block spurred the regeneration of the wharves immediately behind it.

Sooner or later - and almost certainly sooner - the ugly modernist block in front of it that houses Putney Cinema and Metropolitan Police offices will go the same way. There are hugely contentious plans to redevelop (and many would say overdevelop) sites in and around Putney High Street in the same way that Upper Richmond Road just outside the ward has been. But the biggest redevelopment has been right at the far end of the ward between Wandsworth Park and the mouth of the Wandle: the Riverside Quarter.

As mentioned earlier, this corner of the ward was always atypical: heavily industrial and commercial. Linton Fuel Oils was the last of these businesses to leave.

The first apartment blocks were built in Northfields in the 1980s. In the early 1990s Point Pleasant, fronting the river was built - one of the first gated communities in this part of London. The rest of the site, other than the quirky, independent Cat's Back pub, remained industrial: warehouses, manufacturers, goods yards, vehicle plants. This area was a building site for twenty years.

The mix of middle- and working-class voters in Thamesfield was strong enough to keep the ward Labour in 1974 when West Hill and Northcote fell to the Conservatives.

But in 1978 West Hill councillor Edward Lister and a previously unheard of Australian dentist called Paul Beresford stood as candidates here. A 15% swing turned Thamesfield from a marginal Labour ward to the fourth safest Tory ward in one go.

Beresford became council leader in 1983 after Christopher Chope was elected MP for Southampton Itchen; the second council leader representing this ward (Dennis Mallam had been councillor here from 1968-1971). Lister became its third in 1992 when Paul Beresford was elected MP for Croydon Central (wisely moving to Mole Valley in Surrey in 1997 - Croydon Central fell to Labour). And Rob Morritt is now the fourth, representing Thamesfield since 2026.

Lister remained council leader until 2011 - a 19-year reign at the top - when he became Chief of Staff to London Mayor Boris Johnson following the death of Simon Milton. By then Thamesfield was a massively safe Conservative ward - at least in council elections. The Conservative majority was cut from 3,380 to 456 on a 14% swing and a much lower turnout.

Labour did a bit less well five years later, fighting a more traditionally "red" campaign when abrasive Tory councillor Jim Maddan died. They won over the vast majority of 2014 Green Party voters but made no discernible dent in Conservative support, the Tories winning by more than twenty percentage points.

In 2018 the Conservative majority returned, more or less to where it had been for the last few elections: a lead of about thirty points.

Mainly because of the development of the Riverside Quarter and Brewhouse Lane, Thamesfield had grown somewhat larger than average by the time of the 2020 ward boundary review. But not so large that it needed massive redrawing.

History of election results in Thamesfield

	Con	Lab	LD	Grn	Oth
1949	64.7	35.3			
1953	59.0	41.0			
1956	56.0	44.0			
1959	56.9	43.1			
1962	50.3	45.1			4.6
1964	48.9	48.0			3.1
1968	69.6	30.4			
1971	45.5	54.5			
1974	38.5	42.3	12.0		7.2
1978	59.5	33.5	5.8		1.2
1982	54.7	24.8	20.5		
1986	53.2	29.0	16.3		1.4
1990	58.1	25.4	5.5	10.9	
1994	59.2	28.8	12.0		
1998	64.0	24.5	11.5		
2002	53.8	19.6	10.2		16.4
2006	60.9	14.3	11.1	13.8	
2010	57.9	16.8	15.1	10.3	
2011B	45.5	31.5	16.8	6.2	
2014	50.0	17.5	9.6	17.0	6.0
2017B	48.9	28.2	15.9	7.0	
2018	50.8	20.4	18.1	10.6	
2022	43.0	33.8	13.9	9.3	
2026	33.9	18.3	30.0	12.4	5.4

Instead, its southern boundary returned to being the railway line between Barnes Common and Wandsworth town, instead of deviating to include some of Upper Richmond Road either side of the high street. This change was politically neutral: this stretch of Upper Richmond Road containing very low turnout flats above shops and a small terrace of villas set back from the road just west of Charlwood Road.

But Thamesfield was suddenly no longer impervious to the swings to Labour occurring elsewhere in the borough. In 2022 the Conservative vote slumped by eight points and Labour surged by thirteen: a better result for Labour than in either the 2012 or 2017 by-elections.

The Conservatives held on by, on average, just nine points - a far cry from their forty-seven point win in 2006. Part of the reason for that is that, in recent elections, Labour hasn't been all that clear of the Lib Dems and Greens (in

2006 it wasn't clear of them at all), whereas this year far more of the non-Conservative vote aligned behind them. But a more united opposition vote doesn't explain the eight point Tory drop. Nine Elms, Wandsworth Common and Northcote wards had larger Tory majorities, though there was still quite a big difference between Labour closing the gap and actually winning.

By 2026 Labour was back in government and polling very poorly, so it may have been assumed that the Conservative majority would start climbing again. In the sense that Labour collapsed, that was correct. The party's vote fell from 1,768 to 1,260 and the Conservative vote increased by a whole 57 votes. The problem - very close to being the headline result of election night in 2026, was that the Liberal Democrats surged to 2,033, up from just 744 in 2022. The third Conservative councillor won by just fifty votes - so it's just as well they were able to add those 57 votes from their 2022 total.

So what happened?

It's hard to know exactly because there was no sign of it coming. But there has developed in the 2000s a fairly large non-Conservative vote. This has usually been split quite deeply between Labour, Greens and Liberal Democrats.

But we first saw in 2022 what could happen when this vote unifies somewhat, when Labour closed the gap a lot. The difference between the 2022 Labour vote share and the 2026 Lib Dem share was only 3 percentage points: 33% to 30%, though because turnout climbed, the Lib Dems won almost 300 more votes than Labour, even though Labour had the higher percentage vote.

But the Lib Dem and Labour votes, as high as they were, were not the real factor here. It was the Conservative vote dropping almost ten points that turned this into a nail-biter. If we simplify the changes between 2022 and 2026, there was an almost entire switch between Labour (down 15.5) and Lib Dems (up 16.1). That leaves the Tories (down 9.1), Reform debuting with 5.4 and the Greens up 3.1.

Given their hard left positioning in 2026, you would not expect the Greens to gain votes from the Conservatives, and they probably didn't: there were more complex movements of votes in all likelihood.

Except for two potential question marks. Firstly, the anti-Conservative vote in Thamesfield is not workers back in the evening from the pit or the steelworks: it's a high-brow, liberal, paternalistic and, at times, somewhat radically left wing affluent class. It's actually not too hard to imagine plenty of Thamesfield not being alienated by a Corbynite Green party.

Second, the ward has been particularly animated about environmental problems in the town centre: the traffic gridlock in the high street, exacerbated by a new traffic arrangement at Putney Bridge; and the long-term closure of Hammersmith Bridge which many believe has sent extra traffic through Putney.

Why voters should punish the Conservative councillors who were in opposition when Labour overhauled the Putney Bridge traffic signals that gridlocked Lower Richmond Road is a reasonable question, and perhaps the last Conservative government was in part responsible for failing to find the funds to reopen Hammersmith Bridge. But voters don't need coherent reasons for voting however they like and they don't need to explain themselves.

As with the Lib Dems' other close result in Southfields, the big question is: was 2026 a bespoke event or a trend. The big risk for the Conservatives is, with a big upset within their grasp, the Lib Dems will deploy their effective campaigning machine at full blast in Thamesfield - a ward the party has always felt it should do much better in. They have their huge base of Richmond activists to call across and their party office in Putney is in the ward, just up the road from Labour's. The Conservatives no longer have any headquarters in Putney.

But, if there's one thing the Conservative vote is renowned for in Thamesfield, it's resilience. They may also be able to claim the 5% or so that went Reform - it is, after all, unlikely to go Lib Dem. Who knows whether Reform will still be around in 2030 - it probably will but it may also depend greatly on how the party fares at the next general election.

Having a council leader representing the ward can be a blessing or a curse. Perhaps local problems will get sorted more effectively. But anything not fixed will have a ready scapegoat. For the first time since the early 1970s Thamesfield is electorally interesting again.

Tooting Bec

In the old days (that is: before 2022!) the two core wards covering Tooting proper were, give or take, divided north and south of Tooting Broadway and Tooting High Road. Even when there was only one named Tooting ward prior to 1949 this road - the old Roman Road - separated it from the sprawling Balham ward.

But there had long been something of an obsession among some in Tooting Labour Party - possibly because of the close election results there had been in Graveney ward - to rotate the orientation of these wards 90 degrees: East to West. And so Tooting and Graveney wards were replaced with Tooting Bec and Tooting Broadway.

Set aside for a moment whether this is a truer representation of how Tooting communities are arranged - I'm not sure it is. In political terms, this was change for change's sake. Aside from the fact that Labour now has a major Green challenge in Tooting Broadway, just as Graveney had its Liberal Democrat challenge, there was essentially no partisan gain from this rearrangement.

The more Conservative leaning parts that were in the old Tooting ward, are now in Tooting Bec - and, until 2026, it was the less secure Labour ward because of it. Once the Lib Dem threat in Graveney was destroyed in 2014, that ward became incredibly safe for Labour - and Tooting Broadway inherited that big Labour vote, at least until the Greens rocked up.

Tooting Bec is the eastern end of this pair of wards. They don't have easily explainable boundaries but, simply put, it is the Totterdown estate: a huge grid of tightly-packed streets that climb uphill from just behind Mitcham Road; plus a few other bits to make up the numbers.

The Totterdown is a hugely important estate in the history of local government and housing. It was the first estate the London County Council (LCC) built in the emerging Arts and Crafts, Garden City movement style of cottage housing with front and rear gardens. Other council estates in this style in Wandsworth include the Dover House in West Putney and the Magdalen estate in Wandsworth Common.

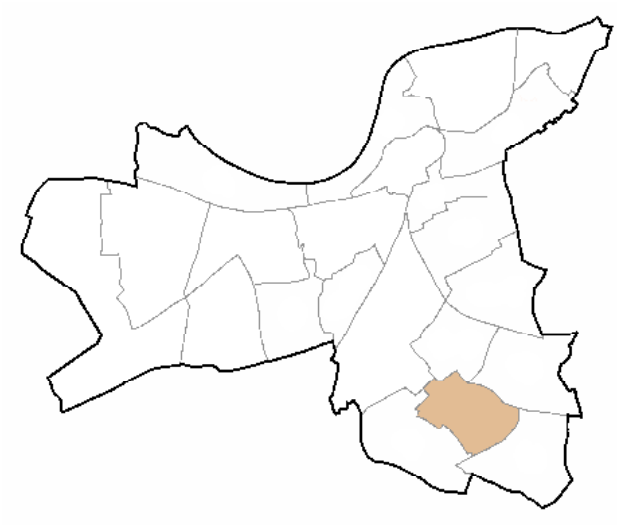

Both of these were built to a lower density with public greens and other recreation incorporated.

There's none of that on the Totterdown: it is an unrelenting grid of streets - possibly because Tooting Common was a short walk away. A short walk if you live at the Derinton Road end; quite a bit further if you are down at Totterdown Road.

By the time the estate was completed in 1911 there were 1,229 cottages on a 39 acre plot housing nearly 9,000 residents. Tooting was largely undeveloped at that point so the land was relatively cheap to acquire and, because it was so far distant from the centre of London, a new tramline was built by the LCC into Embankment, with plans already well underway to build the Northern Line out to areas like this: Tooting Broadway, Tooting Bec, Balham, Clapham South.

The cottages were of varying sizes: as large as five rooms; as small as houses subdivided into 1-bedroom flats. And so a housing ladder was created: young singles could be housed, as they coupled, married and started families they could relocate to larger properties without having to leave the area, their social networks.

The original Tooting ward created in 1900 covered this area. When it was first contested the Totterdown didn't exist: there was Tooting High Road to the north, Church Lane to the south, Mitcham Road to the west and Tooting Bec Road to the east - but in between it was fields. The whole ward had just 2,100 voters, mostly right down

beyond the Totterdown: streets bounded by Bickersteth Road and Mitcham Road like Renmuir, Byton and Avarn.

That this ward was called Tooting is slightly confusing because this would become, after decades of rapid population growth, Graveney ward, not Tooting. Tooting ward would become the area north of the High Road. Until 1949 much of that area was part of Balham ward.

Graveney ward derived its name from the River Graveney - the river that forms the south-western borough boundary at Furzedown and eventually becomes a tributary of the Wandle. And the river derived its name from the Gravenal Family, who owned the land in the 1300s and 1400s.

Labour first stood in Tooting in 1906 and won 27.2%. This was - by far - the best showing by Labour or Socialist candidates (in the case of Battersea borough) that year. though two Independents and one Municipal Reformer were elected.

The first Labour councillors were elected in 1919: the first Labour councillors ever elected in Wandsworth borough, alongside six in Springfield ward and 6 in Clapham North. But they only lasted three years: Municipal Reform won all 60 council seats in 1922, 1925, 1928 and 1931.

In 1934, in a ward that had grown to 16,672 voters, Labour finally won what were now five seats in Tooting: their only councillors in Wandsworth that year They held them in 1937 and got five more seats in Fairfield that year. Then in the 1945 landslide Labour won everything except Putney and Streatham wards: the first time Labour had won Wandsworth.

Then the boundaries changed and Tooting became Graveney, while a new Tooting ward was created to its north. Labour only just held Graveney that year, 52% to 48%, while Tooting split two Conservatives to one Labour. But there were big swings to Labour in 1953, with Graveney giving Labour majorities of around 1,300 and Tooting up to 530.

By the time the boroughs were amalgamated in 1964, both Graveney and Tooting were safe Labour wards. Graveney voted 65% Labour to 25% Conservative, Tooting 67% to 33%.

Labour lost both wards in the 1968 Conservative landslide but regained them by even larger majorities in 1971: in Graveney Labour polled 71%, in Tooting 64%.

The Conservatives came close to winning Tooting in 1978, though Graveney was won more easily. And then the wards began to diverge.

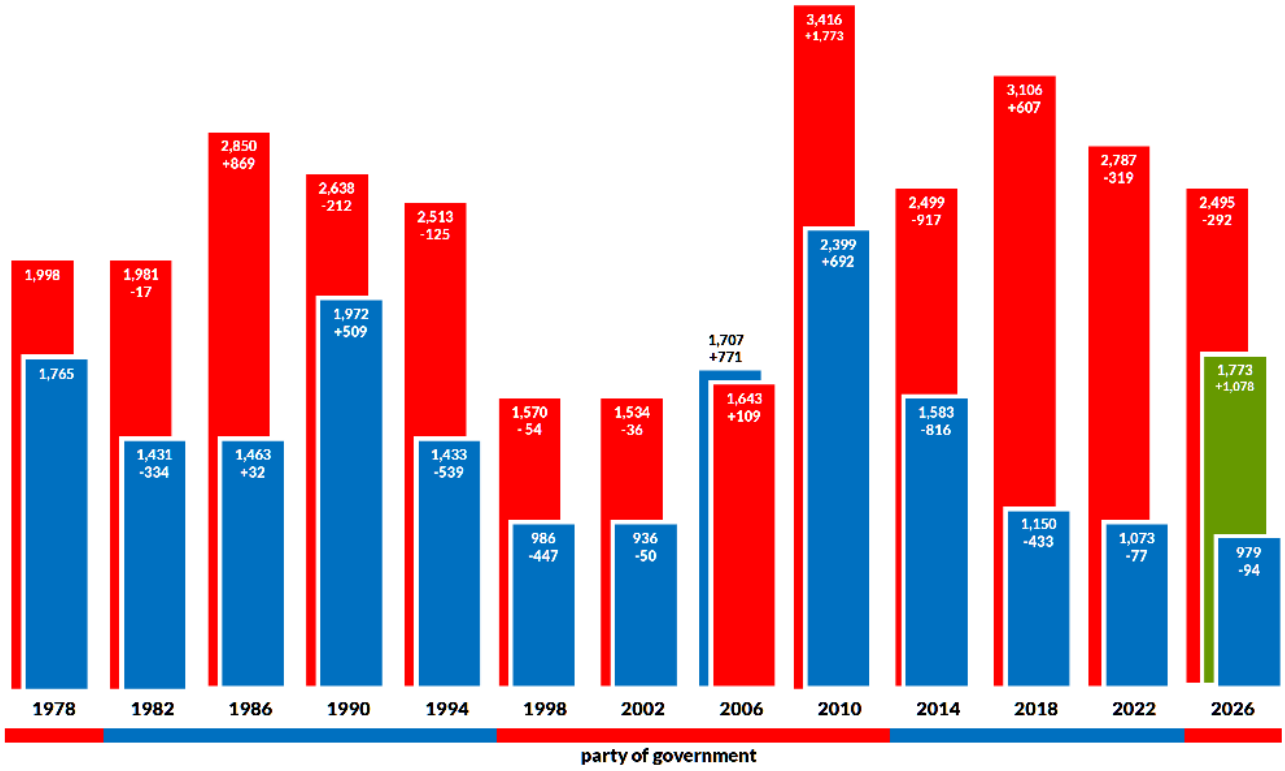

Tooting remained securely Labour - in due course it would become their safest ward, though on a council where they only represented a handful. But a Liberal Alliance - then Liberal Democrat - challenge emerged in Graveney, looked at in more detail in the Tooting Broadway profile.

Tooting Bec is, though, more than just the Totterdown. The ward stretches north across Tooting High Road to take most of the streets up to Upper Tooting Playing Fields and the Springfield Hospital; from Selkirk Road to Trinity Road.

And the ward inherited from Bedford ward the streets between Topsham Road and Tooting Bec Road. This includes the Newlands council estate: a medium-size 1950s tenement estate, and the Heritage Park estate: a modern private estate built on the site of the old Tooting Bec Hospital (before that the Tooting Bec Asylum).

When this estate began filling up with voters in 2002 Labour was so concerned about the impact it would have - assuming it would be full of Conservative voters - that they decided not to prioritise Bedford ward that year and instead have a real go at next-door Nightingale, where the Conservative majority had been steadily falling despite no Labour campaigning being done there.

This turned out to be an error. In 2002 Nightingale was easily won by the Conservatives but the third Conservative candidate in Bedford - despite, or perhaps because of Heritage Park - won by only 22 votes.

Heritage Park is a huge development with over 1,200 voters living within it. If it had turned out how Labour - and I suspect the Conservatives - had imagined it would: providing new legions of Tory voters, then Bedford would have been a ward they could not have lost and Tooting Bec would now be a ward they possibly could.

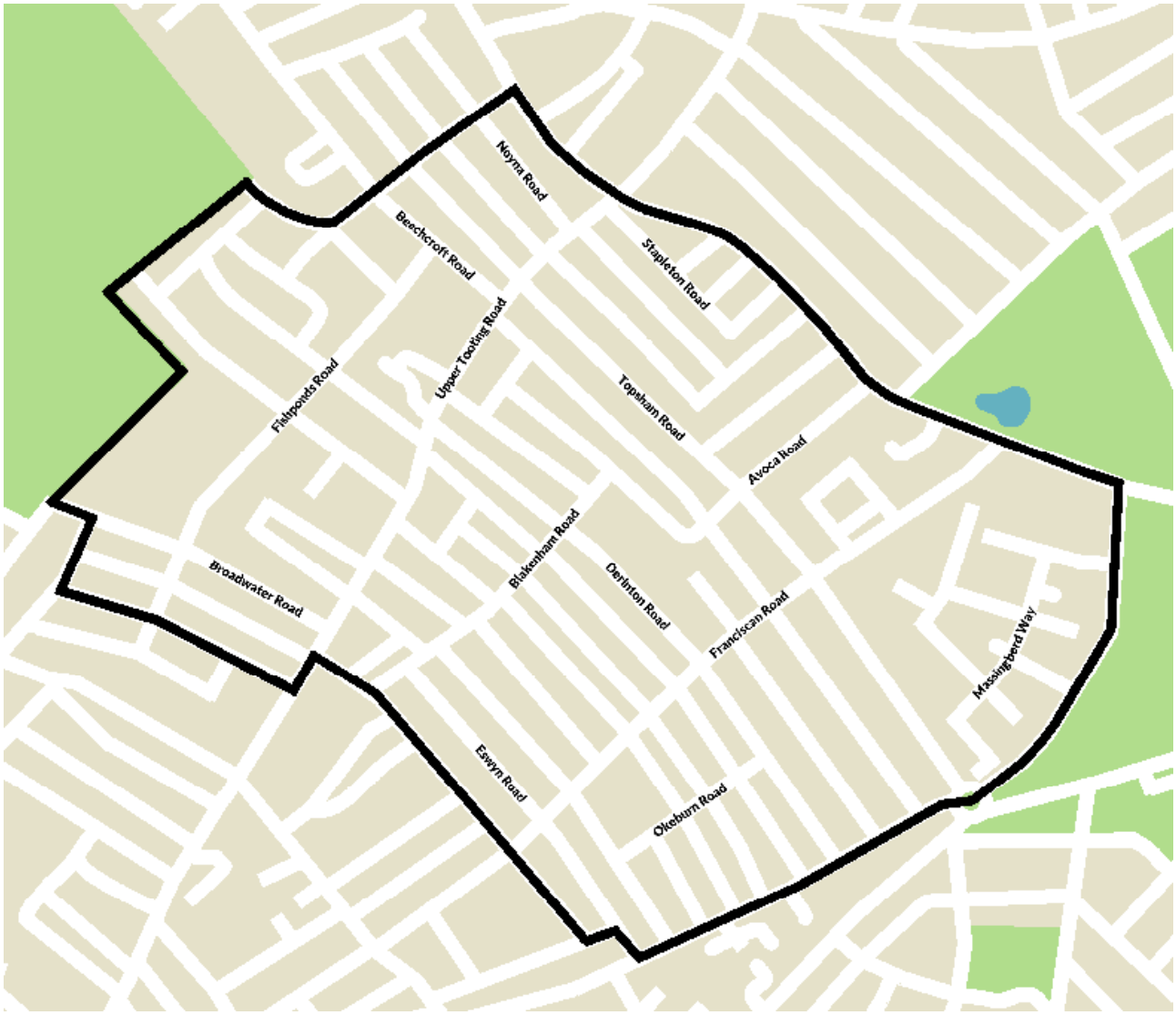

But one of the key explanations as to why Wandsworth is no longer a secure Conservative borough is that all the masses of new private housing Tory councillors gave planning permission to - indeed brought developers to the borough to build - has not been voting the way they intended.

So, there are about 6,200 voters on the Totterdown, 1,200 in Heritage Park, 220 in the Newlands estate, about 1,500 at the Tooting Bec end of the ward nearest Trinity Road, and about 3,000 in Upper Tooting: the area with Fishponds Road running through the middle.

Of all of these 12,200-ish electors, only about 4,000 come from the old Tooting ward. Yet Tooting Bec is clearly the successor ward in its political behaviour. Tooting ward became (and not withstanding 2026 when Labour did a fair bit better in Tooting Bec than Tooting Broadway) the weaker of the twin wards.

Right from the moment Labour's monumental majority in Latchmere tumbled in 1990 Tooting was the safest Labour ward in Wandsworth - though this was not saying that much given the scarcity of seats for the party since that disastrous year. And it remained that way right up until they suddenly lost 2 of the 3 seats here in 2006.

Several factors, local and national, contributed to that defeat. Labour was incredibly unpopular in the run up to the 2006 elections and, critically, the types of problems the government had then been experiencing alienated a sizeable chunk of Labour's base vote in Tooting.

There was a Labour cash for honours scandal, which then morphed into Labour admitting receiving £14 million in loans not declared to the Electoral Commission. Labour Party employees were arrested by Police investigating whether crimes had been committed.

One of Labour's candidates for Tooting ward, also the Labour Party's "Head of High Value Fundraising", was exposed by the Mail on Sunday as being the author of a blog that made some grossly unwise, often inaccurate and eminently newsworthy claims about his party, locally and nationally.

The Health Secretary was booed while addressing the Royal College of Nurses. The Deputy Prime Minister was found to be having an affair with his Diary Secretary. The Home Secretary admitted that migrant criminals had been wrongly released from prison and had disappeared.

But the most serious local issue was that, on 22 April - 2 weeks before polling - two brothers were stabbed to death in Fircroft Road, in Tooting ward. Their van was ambushed by a group of men, 30–40 strong, armed with a variety of weapons including knives, baseball bats, sticks, metal poles and a hammer.

This attack shocked Tooting. The gang that orchestrated the attack were known as the "Tooting Boys": a Tamil gang responsible for a wave of serious crime in south London that the Police could not seem to get a grip of.

Those murders, because they happened in Tooting ward, had a bigger impact here. And their epicentre: Fircroft Road, was right in the part of Tooting where the party was beginning to struggle the most. Upper Tooting has an even more suburban - dare I suggest even semi-rural feel to it.

This area wasn't fully developed until the inter-war years and it's characterised by arts and crafts style terraced housing of that era. It backs onto open space: playing fields, Streatham Cemetery, the vast grounds of Springfield Hospital. In Beeches or Lingwell Roads, for example, you feel a very long way from the bustle, the grime, the cash and carries and the smells of Tooting High Road.

It was full of precisely the sort of voter already unhappy with Labour. Such shocking crime pushed this niche of voters firmly over to the Conservatives.

That's not to say that the other parts of Tooting ward were happy with Labour and stayed loyal. Tooting was gentrifying from one end to the other.

Because Tooting was, on the hard numbers from 2002, Labour's safest ward, it was also incredibly difficult to make a case for focussing resources there rather than Lib Dem target Graveney, or Bedford: the top Labour target.

On election day Labour's vote dropped ten points and the Tories' rose eight even though, because turnout was up, Labour won slightly more votes than in 2002. But the Conservatives gained more than 700, and that was enough to elect two Conservative councillors and one Labour.

But 2006 was the apex of Conservative fortunes in Wandsworth and they then started declining very rapidly, starting in Tooting.

In 2010 Labour easily regained full control of Tooting ward, 46% to 31% (though still down on where Labour had been before 2006) and by 2018 they won 61% to 23%.

History of election results in Tooting Bec ward

	Con	Lab	LD	Grn	Oth
1949	50.9	49.1			
1953	44.4	51.9		3.7	
1956	41.9	58.1			
1959	37.6	52.4	10.0		
1962	35.7	64.3			
1964	33.1	66.9			
1968	64.8	35.2			
1971	33.1	63.5	3.4		
1973B	28.0	66.4	5.6		
1974	31.7	53.6	10.0		4.6
1978	42.4	49.1		8.5	
1982	34.4	47.9	13.8	3.9	
1986	28.9	57.1	9.0	5.0	
1990	36.4	49.3	5.3	9.0	
1994	32.8	58.6	8.6		
1998	28.8	54.6	8.7	7.9	
2002	30.4	47.7	10.6	11.3	
2006	38.7	37.4	9.0	15.0	
2010	30.9	45.8	14.1	9.1	
2014	27.8	45.2	6.0	11.4	9.6
2016B	25.7	58.5	10.6	5.2	
2018	23.1	61.3	4.9	10.8	
2022	23.2	57.0	6.2	13.5	
2026	16.1	41.4	5.7	29.4	7.4

Once the wards had been redrawn prior to the 2022 elections, Labour won Tooting Bec by almost exactly the same proportions as they'd won Tooting: Labour down four points but the Conservatives stuck on 23%.

And then there was the Green surge in 2026. The party targeted Tooting Broadway, not Tooting Bec but as we've been seeing, there is very little difference demographically between the two. As Tooting Broadway goes, so goes Tooting Bec. Well, not quite.

There are considerably more home-owners in Tooting Bec; about 9% more; and about 9% fewer private renters. Tooting Bec is somewhat whiter, especially at the Tooting Bec station end. As a result, while the Greens gained a lot here, rising from 695 to 1,723 votes, they were still about 12% off Labour (though Labour's third-placed councillor, Paul White, had a much smaller, 242 - 4.4% - majority).

It's still taking a bit of effort to imagine the Greens being credible challengers for seats anywhere in Wandsworth - but it's much harder to see them winning Tooting Bec than Tooting Graveney. And not just because they're further adrift on the 2026 result.

Since the ward boundaries changed; in fact since those two Tory seat gains back in 2002 we haven't had a local election year where the Conservatives have been popular in London. In other words we don't know how Tooting would behave in a year where people are enthused to go out and vote Conservative.

I suspect that were we to, ever again, it would be the Tories posing the challenge to Labour. The Upper Tooting and Tooting Bec ends, while not super-affluent are equally not deprived: they have produced big Conservative votes in the past and could do again if politics returns to being more about the tax and spend offers each party makes.

Labour's 41% vote share in 2026 was the lowest since they lost Tooting in 2006 and there have now been more recent elections where Labour has been below 50% than over it. The nightmare scenario for Labour would be that different parts of Tooting Bec become enclaves for each party: the Conservatives in Upper Tooting and, perhaps, Heritage Park; the Greens on the Totterdown, and then Labour could end up losing in an even more fragmented result than 2026.

That nightmare isn't looming and it would require both a return to popularity of the Tories AND the Greens maintaining support. Neither of these is a given. But Tooting Bec is yet another ward Labour needs to keep a defensive eye on.

Tooting Broadway

If, after days of trekking, you have finally reached the southern end of Garratt Lane, or indeed crossed into Mitcham Lane, you will be in Tooting Broadway.

This ward contains most of Tooting's landmarks, such as they are. Most obviously there's the station with the statue of King George in front. The sprawling St George's Hospital complex is here. The picture postcard Diprose Lodge: alms houses, plus the only high rise council estate anywhere in Tooting: the Hazelhurst, is here. So is Tooting Market. So is Tooting Leisure Centre. And Tooting Library.

And it's the dead centre of Tooting in another way, with two large cemeteries: Lambeth Cemetery running down much of the ward's boundary with Merton, and Streatham Cemetery in the north eastern corner. Two big churches too: St Nicholas CofE in Church Lane, aptly enough, and the somewhat byzantine Roman Catholic St Boniface further down Mitcham Road; not in Tooting Broadway ward (these days they find themselves in Furzedown) but integral to the town centre.

Most of the big shops that epitomise a 21st century are down this end: Sainsburys, Aldi and JD Sports in Tooting High Street, Primark in Mitcham Road, along with the big banks, the betting shops, the phone shops, the takeaways, the restaurants, cafes and pubs, and the independent local stores and cash-and-carries that thrive in as diverse a neighbourhood as this.

Here too can be found a plinth marking the site of Tooting's artisanal well (an artisanal well being one where underground pressure alone forces water up to the surface rather than one where pumps are needed) and, slightly further up Church Lane, the old Tooting Village School which looks rather like a pumping station with huge arched windows. It's now the Idara e Jaaferiya mosque.

So, there's the thumbnail portrait of the western of the two Tooting-proper wards. Obviously there are thousands and thousands of homes behind all this stuff that makes a town a town.

There are some misconceptions about Tooting. One is that it contains a huge Muslim community. In fact, just 15.5% of residents here are Muslim - a number that's been falling slowly for years.

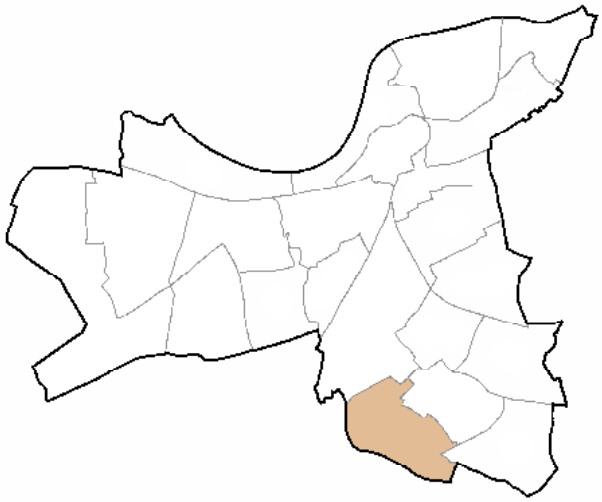

There are other Wandsworth wards with larger populations: Roehampton, West Hill and Falconbrook to name three. That doesn't mean it's a largely white British ward: it has the lowest population again bar those three wards just cited. What it does have is the highest number of private renters (other than, possibly, in the emerging new ward of Nine Elms) in the borough. That is significant and will be returned to later.

There are three main population centres in Broadway: north of St George's Hospital; between the hospital and Tooting High Street and south of the High Street. Of these, the last is the largest, and this came from Graveney ward.

There is "more" of everything in Tooting Broadway. It's a much more elongated ward than compact Tooting Bec, with the sprawling St George's Hospital campus breaking up the neighbourhood into clearly defined sections.

It began being developed much earlier than the uphill sections of Tooting Bec - the Totterdown, the Tooting Bec asylum; the area around Tooting Bec station that didn't start getting built up until the Northern Line station was close to opening. As mentioned in the Tooting Bec profile, the earliest residential sections of Tooting began at what is called Amen Corner: down the bottom where Mitcham Road dog-legs.

Beyond that in 1900 there was Garratt Lane (or, as the southern end of it was then known: Defoe Road, after the Robinson Crusoe author) and there was Tooting High Street, and not too much else.

On the site of the Sainsbury's car-park off Tooting Broadway, one of the earliest buildings was Surrey Hall, *an 'Establishment for Pauper Children of the Metropolitan Parishes'* (nicknamed the 'pauper's academy') run by Charles Drouet. The academy became notorious in 1849 following a cholera outbreak that killed 180 of the young residents (out of around 1,700) in this overcrowded, unsanitary, festering establishment.

Following the disaster Drouet was charged with manslaughter on the grounds that *"contrary to his duty, [he] had neglected to give the child proper food and sustenance, and had also neglected to provide it with wholesome and properly ventilated sleeping accommodation, and by these means had caused it to be mortally sick and distempered, and had so occasioned its death."*

Meals were eaten standing up; there were no toilets – all used the backyard; and there were open sewers along the boundaries. It is little wonder that Charles Dickens commented at the time: *"The cholera, or some unusually malignant form of typhus assimilating itself to that disease, broke out in Mr Drouet's farm for children, because it was brutally conducted, vilely kept, preposterously inspected, dishonestly defended, a disgrace to a Christian community, and a stain upon a civilised land."*

Despite being acquitted of the charge against him, Drouet's Surrey Hall closed soon afterwards and there is a slight irony that the Fountain Hospital for Infectious Diseases - which eventually became St George's Hospital - was built just over the road from it.

While Surrey Hall was closing, further up Garratt Lane the St Clement Dane almshouses, now known as Diprose Lodge, were being constructed.

These forty almshouses and accompanying chapel, were built on a six acre site that forms part of the northern boundary of Tooting ward. When the almshouse charity

moved to Sydenham, Diprose Lodge was sold to Wandsworth Council and the homes have become some of the most picturesque council houses in England.

Immediately behind Diprose Lodge is a quite different council estate: the Hazelhurst built in 1973. This is a sizeable pick-and mix estate of several competing styles, comprising two 15-storey tower blocks surrounded by a mass of tenement blocks, some terraced houses and the sprawling 9-storey Copeland House on Garratt Lane.

This is not an estate that has aged particularly well; residents of the high rises have waged an ongoing campaign against damp problems and Copeland House is, like those on Battersea's Doddington estate, a block where it is felt necessary to have security doors on every floor as well as the main entrance.

Further south, in Fairlight Road, is Anderson House, a 1930s tenement estate set around a courtyard and clock-tower.

The Hazlehurst estate and Anderson House are immediately north of the St George's Hospital complex. So large is the site that Transport for London bus-routes travel around the edges, visiting several stops.

Immediately south of the hospital is Tooting Grove, another 1930s tenement estate and, alongside it, a small more recent terraced estate in Effort Street.

But council tenants comprise just 16% of Tooting Broadway ward's residents these days - barely more than Tooting Bec's share. Tooting Broadway is not in the same category of Wandsworth wards that were defined by massive council house building: Roehampton, St Mary's, Falconbrook and Battersea Park, for example. There is a different reason for Tooting's Labour strength.

Between the Hazlehurst estate and the hospital lie a grid of short terraced streets - Pevernsey Road, Bertal Road, Khartoum Road, Thurso Road and more, between Garratt Lane and Blackshaw Road. Blackshaw Road would be a tranquil road were it not for the traffic along it (including several bus routes - because it is the main entrance to the hospital). These streets have gentrified the most in the ward: they were fiercely hostile in the 2006 election when Labour lost Tooting, but today the party does much better among more affluent voters.

But the biggest chunk of the ward is the area south of Tooting High Street: the residential streets between Longley Road and Mitcham Road. A tiny triangle just behind Tooting High Street in Mellison Road is a conservation area. Not only is this the largest population centre in the ward but it is also heavy with private tenants, and that will be of significance later in the profile.

As we looked at in the Tooting Bec profile, Graveney ward was, for most of the time until the 1980s a somewhat stronger Labour ward than Tooting. The party won it with hefty vote shares in the 1970s: as much as 72% in 1971.

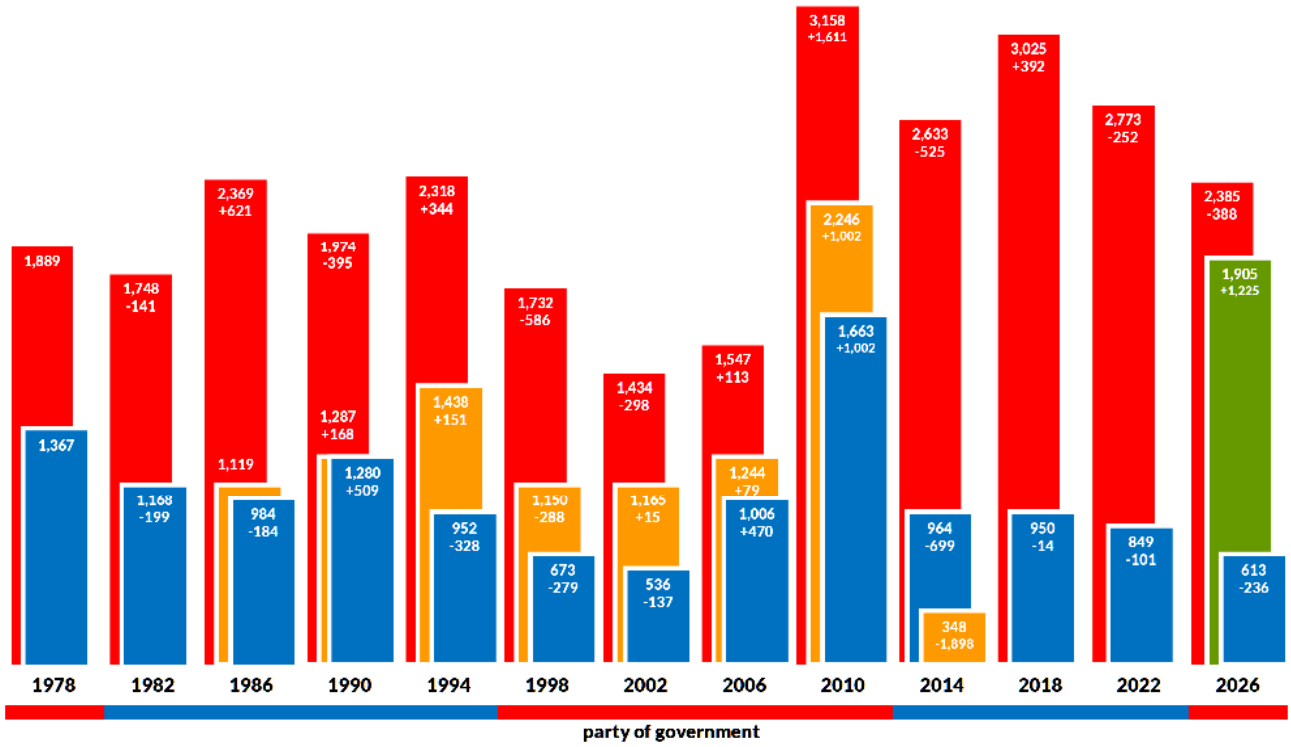

In the late 1970s the Conservatives never really experienced the sort of breakthroughs in Graveney that turned wards like Earlsfield and Fairfield into marginals and then safe Conservative seats. It may have been that these core Tooting wards were too ethnically diverse, too unattractive to those first waves of gentrifiers looking for a home to do up, enjoy for a few years and then sell-up at a big mark-up. Or, in Graveney's case, the presence of the Totterdown with its then huge number of council tenants (before right to buy), made it just too difficult for Conservatives to tackle.

There were two by-elections in Graveney in the 1970s. In the first, in 1972, the Liberals stood and managed a grand total of 17 votes - 0.6%. In the second they did a lot better: 428 votes, or 15.4%. It's not clear if that was the moment the Liberal Party started to work Graveney - they fell back a lot in 1978 so, if they did, it didn't bear much immediate fruit; but probably not.

More likely the party simply won quite a lot of votes in 1982: the debut of the SDP-Liberal Alliance, when they won 17%. But Alliance effort that year went into winning Earlsfield.

In 1986 the Alliance vote fell significantly. The collaboration was no longer shiny and new, they had failed to break through at the 1983 general election despite, at one point before the Falklands War polling at 50% nationally, and Wandsworth was gentrifying and polarising rapidly. But in Graveney, their vote increased: the only ward in the borough where that happened. Their top Graveney candidate polled 1,119, more than half what Labour's winning councillors took, but a big alert sign that there might be potential for the centre party.

Critically, perhaps, 24% of the vote was enough to knock the Conservatives into third place for the first time.

That enabled the Lib Dems to start presenting themselves as the only party that could beat Labour here, though that message never really worked for them: they never really squashed the Tories. Had they done so, they'd almost certainly have won Graveney.

Perhaps the fact that Graveney was not a Conservative target in 1986 led non-Labour voters towards the party; maybe it was that they had a small cell of activists living locally who just decided to chance their arm - similar to what happened in Southfields.

1990 saw another narrowing of the gap: more down to Labour's collapse that year than the new Lib Dems' improvement on the Alliance. Labour fell from 54% to 38% and while the Lib Dem vote rose, so too did the Conservatives. Unusually there was no big increase in turnout: a major factor in those Labour-Conservative marginals that swung them to the Tories in that year. Again, that most likely was due to the Conservatives not putting that much effort into the two Tooting wards.

There was then a bit of a stand off in 1994 and 1998. Labour recovered somewhat, the Lib Dems climbed to just over 30%, but Graveney was hardly close. They were more like a nuisance to Labour which wanted to focus on marginal wards like Bedford and Earlsfield, not keep an eye on a Tooting ward that should be safe for them.

In 2002 the Lib Dems took another hefty step towards Labour, getting to 34% while Labour slipped a little to 44%. And then that 2006 debacle for Labour loomed, with a hugely unpopular government and three Lib Dems working the ward to win it. There was the realistic prospect in the run-up to 2006 that Wandsworth could end up with 57 Conservative councillors and 3 Lib Dems, with Labour wiped out.

But Labour took the threat seriously, took on the Lib Dems and they held onto Graveney easily, to the shock of one of the Labour candidates when told that all three of them had been elected! One of the big reasons Labour held on, despite losing another big chunk of support was that the Conservatives recovered, seemingly entirely at the Lib Dems expense. They lost almost as much vote share as Labour.

It's worth noting here that the Lib Dems polled strongest on the Totterdown estate, which is now part of Tooting Bec. But they polled fairly evenly across the ward and their best polling district was also by far the smallest.

2006 was, more or less, the end of the Lib Dem challenge. They won a thousand more votes in 2010 but only because that election coincided with the general election, and Labour won 1,400 more, significantly expanding their majorities.

Back in opposition nationally, Wandsworth voters who did not support the Conservatives then started surging behind Labour. In 2014 the Labour vote increased way above 50%, and the Lib Dems lost three quarters of their support, ending up scrapping with UKIP down at just 6%. In that one surge, Graveney became the second best

Labour ward in Wandsworth once more - just behind Furzedown. Labour won by even more in 2018 and now Graveney was the safest ward in the borough.

Then the two Tooting wards were reoriented east-west in the boundary review before 2022. Tooting Broadway, which contained that big chunk of Graveney west of Mitcham Road, inherited its mantle of safest Labour ward in Wandsworth with a near identical result to Graveney's of 2018.

Almost immediately after the 2022 election, long-serving Graveney councillor Andy Gibbons died and there was a by-election where Labour increased its vote slightly, as did the Tories. But Labour by now was winning 3 votes for every 1 the Conservatives took.

2024 Labour by-election leaflet

There was another by-election here in 2024 in which Labour increased its vote share to 67%. The Conservatives won just 19%, the Lib Dems were unable to reboot their challenge, down at 4% and the Green Party won 9% - worse than in the earlier by-election and a third less than they'd managed in the 2022 elections.

So, there stood Tooting Broadway - by some considerable way now the safest Labour ward in Wandsworth. Then along came the Greens.

But 2026 Labour was deeply unpopular in government again, there was a cost of living crisis caused principally by the Ukraine War driving up and maintaining high energy prices, a sluggish economy, London property prices making it all but impossible to get on the housing ladder and rents for those unable to buy eating up a huge chunk of income.

There was a good reason why one of the Labour pledges in that by-election leaflet was "a renter standing up for renters": 46% of Tooting Broadway voters were private renters.

The problem for Labour was two-fold. First, they'd been in power for two years and there was no sign of the cost of living crisis easing or a fairer Labour deal for the young compared to older generations coming along either. Stuff, including taxes, but also food and energy, just kept rising.

Second, Zack Polanski had been elected Green Party leader in September 2025 in a landslide, promising to take the party leftwards to directly challenge Labour. Private renters were every bit as much a target for the Greens now.

In that sense it made sense to target the ward with the highest number of private renters (technically Nine Elms did, but that was on 2021 census numbers and loads more voters now lived in that ward so it may or may not have been by 2026), plus a relatively high proportion of Muslims and progressive voters who were maybe willing to make Gaza a cause to vote over in a local election.

But still. It wasn't as if the Greens hadn't tried and failed three times in the past four years to win votes in Tooting Broadway, and Labour had smashed them every time. But 2022 and 2024 were a different era, because Labour had been in opposition to a deeply disliked Conservative government. Now they were the deeply disliked party of government.

History of election results in Tooting Broadway ward

	Con	Lab	LD	Grn	Oth
1900	69.2		30.8		
1903	39.8		47.2		
1906	25.8	27.2			47.0
1909	35.4	33.2			31.4
1912	26.1	23.7			50.2
1919		53.0			47.0
1922	69.6	30.4			
1925	66.9	33.1			
1928	56.3	43.7			
1931	66.8	24.5			8.6
1934	48.6	51.4			
1937	46.1	53.9			
1945	29.9	70.1			
1949	50.9	49.1			
1953	44.4	51.9			3.7
1956	41.9	58.1			3.7
1959	37.6	52.4	10.0		
1962	35.7	64.3			
1964	24.9	65.0	7.6		2.5
1968	58.8	41.2			
1971	23.2	71.7			5.1
1972B	22.6	69.4	0.2		7.7
1974	25.9	59.5	10.2		4.5
1976B	34.9	44.7	15.4		5.1
1978	37.6	52.6	6.2		3.4
1982	33.1	48.0	17.2		1.7
1986	21.9	53.8	24.3		
1990	26.6	39.9	26.2	7.3	
1994	19.2	48.2	27.8	4.8	
1998	16.6	45.9	30.7	6.8	
2002	16.7	41.8	33.1	8.4	
2006	21.6	34.2	27.5	16.6	
2010	20.8	41.2	29.3	8.7	
2014	18.1	54.8	6.4	13.2	7.4
2018	20.2	63.6	3.5		
2022	18.2	60.4	5.7	15.7	
2022B	21.4	62.2	4.1	12.4	
2024B	19.3	67.3	4.0	9.3	
2026	17.2	41.4	4.6	34.8	7.1

The Greens made a deliberate choice to either deliberately target the best Labour wards, or to pay no attention to however large the Labour majorities were, in London boroughs where they were not in with a shot of winning control; perhaps of not even winning any seats. That was the case in Hammersmith & Fulham, Kensington & Chelsea and Westminster, for example, where the safest Labour wards - which may have had other attributes - were their targets.

In what was almost the biggest upset in Wandsworth elections since some of those crazy Conservative gains in 1968, there was a 19% swing to the Greens. Third placed Labour councillor Rex Osborn saw his majority slashed to just 51 votes (1%) having been 1,490 in 2022. Labour held the other two seats by progressively healthier majorities but this was the safest Labour ward no more. In fact it had become the most marginal ward that elected a full slate of councillors from the same party.

It's almost certainly not the case but what if, once an area gets used to voting against the establishment party - in Graveney having supported the Lib Dems for years - it never completely loses that rebelliousness? That somehow it gets encoded in the ward's DNA? The vessel used in 2026 to attack Labour was different to the Lib Dem years but the outcome was remarkably similar.

More likely there were not all that many voters still around who voted Alliance or Lib Dems in the 80s, 90s and early 2000s, and that the sort of voters who went Green in 2026 were from a different demographic than in those earlier Lib Dem elections.

Remember that the best Lib Dem area in Graveney, according to vote sampling on election night in 2006, was the Totterdown - not a part of Tooting Broadway ward. And yet Graveney's history seems to have become this new ward's present.

There is a somewhat higher likelihood, unless Andy Burnham really messes up between now and 2030, of the Green threat receding than of them being able to win here. Elections are very much snapshots of a specific set of circumstances and events and personalities that will not be the same next time.

But a 35% share of the vote is not nothing: especially from being nowhere in the previous election. If voters don't feel their lives are getting easier, if there's a financial shock over Britain's borrowing level or if they simply think it's time for change, Labour could lose Tooting Broadway.

Trinity

As you travel over Wandsworth Bridge and navigate the huge roundabout on its south side the first sight of Trinity Road - the A214 - is as a 1969 dual carriageway carrying cars beneath East Hill and then sharply up to Wandsworth Common.

The road continues in six lanes until just past the junction with Earlsfield Road; then as it reaches Bellevue Road it narrows. Trinity Road is the spine of Trinity ward and, before that, Nightingale ward.

The writer Thomas Hardy lived in Trinity Road at a time when this part of London was still very much far from the madding crowd of London. Bellevue Road, with pretty boutique shops and popular restaurants like Chez Bruce facing the common feels like a very affluent village high street. Behind it sweeps St James's Drive and another of the chunks of Wandsworth Common not actually in the ward named after it.

It was the founding of a school here 1850 that sparked the first development on the southern portions of Wandsworth Common; people moved here so their children could attend. Then the railways hived off more bits of the common and brought more people, and along with it jobs and enterprise and roads and traffic. The wedge of streets between Trinity Road and St James's Drive (McKellar's Triangle) was bought up by the National Freehold Land Company and quickly developed.

Land Companies like this played a significant role in the development of parts of Wandsworth. They were not, as you may think, the forebears of massive house-building conglomerates like Wimpey, Barratt and Berkeley, but instead organisations set up for entirely political reasons. Prior to the universal franchise, voting was restricted to freeholders. Freeholders - landowners - tended to be confined to the very richest and so the electorate was hugely skewed towards the aristocracy.

The Liberal Party began establishing land societies to buy up land and then either construct substantial amounts of low-cost homes on them or simply sell the plots to those who would otherwise be tenants all their lives. As The Spectator magazine (then a newspaper) described on 29th November 1851:

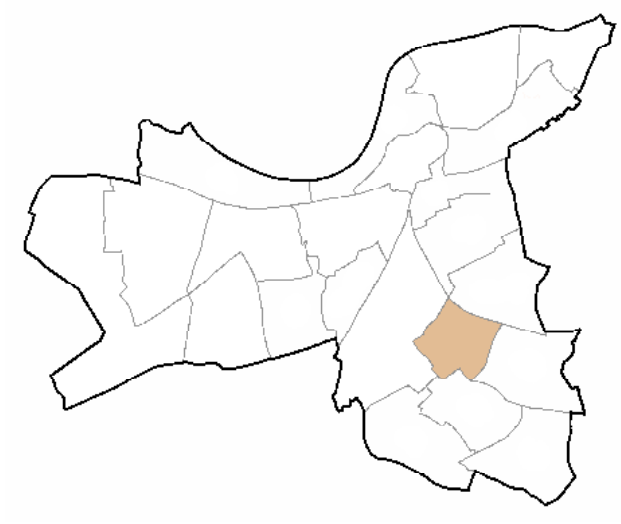

"...There are now above a hundred of these societies in active operation, scattered over England and Wales from Southampton to Carlisle. The capital subscribed to them is estimated at not less than two millions, of which £400,001 has been paid up. The object for which these societies were originally instituted - the theoretical principle upon which they are based - is unexceptionable. Nothing can be more legitimate than association to obtain the elective franchise by fair means, or to procure eligible investments for the small savings of the less wealthy classes."

The National Freehold Land Company was such a company, set up by the Liberals to win more representation. But the Conservatives, seeing how effective it was at extending the franchise and that the consequence was seats swinging away from them, soon set up their own Land Companies.

Many of the streets north of Clapham Junction station were built by Conservative-backed land companies. This competitive scramble in the late Victorian era to literally carve up the land had consequences for how boroughs like Wandsworth came to be laid-out. Patchworks of different housing styles sprung up as different landowners hired their own architects and builders to develop their piece of land - which could sometimes be just a handful of houses within a street.

Wandsworth Common is a fairly sliced and diced up open space: criss-crossed by roads and railways. It is actually more accurately a number of adjacent mini-commons: seven, in fact. Part of the reason it has been so carved up is that large chunks were auctioned off by Earl Spencer for building. That in turn created a campaign to preserve what was left of the open space.

But protecting the open land made the parcels already sold-off boom in value. Land purchased from Earl Spencer for £30 was sold just a couple of decades later for over £1,000. And as land prices soared so the type of person who could afford to buy, develop and live here became much more constrained too. Balham Park Road was the first and grandest of this next wave of housing, dog-legging off St James's Drive to connect to Balham High Road.

This is the area, to the south of Wandsworth Common, that today is called Trinity ward, but for sixty years before that was called Nightingale ward.

In fact a Nightingale ward can be traced back to 1949. But, unusually, hardly any of Trinity or the preceding Nightingale was part of that ward.

Nightingale was, originally, a Battersea council ward, covering a bloc of what is now Northcote ward between Broomwood Road and Nightingale Lane.

But Battersea's boundary had a tail to it. It crossed the London to Brighton railway to include the streets bordered by Bellevue Road, Wiseton Road, Nottingham Road, St James's Drive, Upper Tooting Road and Boundaries Road (so called because it was the borough boundary); then Heslop Road, back across the railway line and Ravenslea Road to Nightingale Lane.

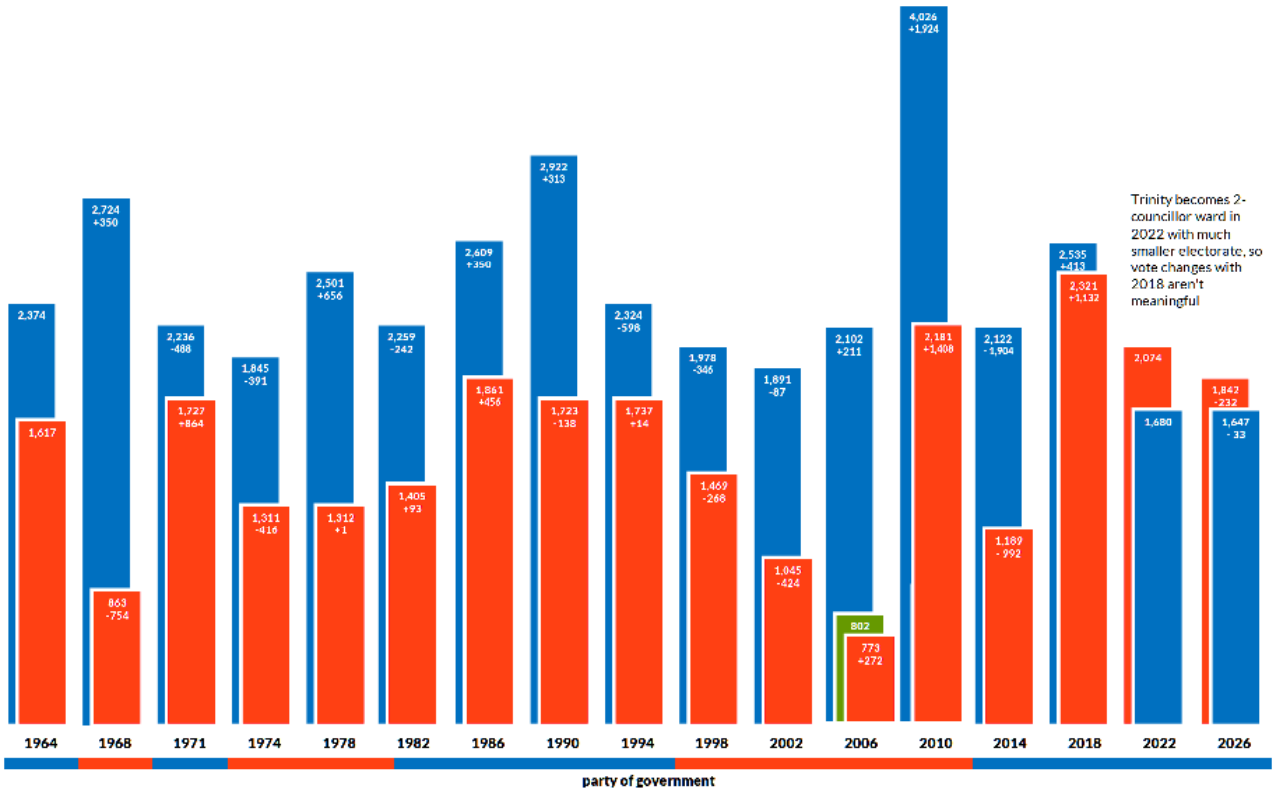

All these streets bar Ravenslea are in Trinity - but they only account for about a thousand of the ward's more than 8,000 electors. In other words, the Nightingale ward that existed from 1949 to 1965 in Battersea, and the Nightingale, then Trinity ward that was part of Wandsworth - and is essentially a Tooting-Balham borders ward - are two almost completely different entities that just happened to have the same name.

The one thing both versions of Nightingale had in common was their allegiance to the Conservative Party. Battersea's Nightingale was the most strongly Conservative of the four wards that covered the "between the Commons" neighbourhood that is now Northcote ward. Labour never won this ward. And Nightingale mark 2, from 1964 to 2022 was always Conservative as well, though Labour came close to taking the ward in 2018.

The area that was to become Nightingale, then Trinity, started - just as Bedford, now South Balham, did - as part of a huge, and very Conservative Balham ward. As Balham populated it was split into three chunks in 1949: Balham in the north-east, Bedford in the centre and Tooting in the south-west.

When the councils were amalgamated in 1964, Nightingale was half carved out of Bedford: all north west of Balham High Road, plus that left-over "tail" from Battersea; and half from Balham across the railway line: between Balham Station and Ramsden Road. It was this portion that enabled the ward to still retain the Nightingale name: Nightingale Lane and Nightingale Square are on this side of the railway.

In the last elections for the old Wandsworth council in 1962, Balham voted Conservative - but only just: 49.7% to Labour's 45.9%. This "Nightingale" section would have been responsible for that result: without it Labour would have won - indeed, they did win seats in Balham once it was removed in 1964 and 1971. Bedford in 1962 was more comfortably Conservative: 55% to 40% but, again, the side that would move into Nightingale was far more Conservative and its loss made Bedford a marginal.

In contrast, Nightingale went Conservative in its first election by 59% to 41%; then in the Tory landslide year of 1968 by 77% to 23%. In 1971 just seven Conservative councillors won seats in Wandsworth. Three of them represented Nightingale.

Summary of results for Nightingale and Trinity, 1949-2026

	Con	Lab	LD	Grn	Oth
1949	69.8	30.2			
1953	58.4	31.0	10.6		
1956	67.2	32.8			
1959	64.2	35.8			
1962	60.0	40.0			
1964	59.4	40.6			
1966B	64.0	23.8	11.1		1.1
1968	76.8	23.2			
1968B	83.8	16.2			
1971	56.7	43.3			
1972B	48.3	36.0	15.8		
1974	53.0	37.3	9.7		
1978	63.9	32.8			3.3
1982	50.0	30.9	19.1		
1986	49.4	36.3	9.1	5.2	
1990	52.7	29.7	6.5	11.1	
1994	53.7	36.9	9.4		
1998	51.1	36.8	6.1	6.0	
2002	48.5	25.8	12.8	12.9	
2006	50.2	16.4	13.7	19.7	
2010	46.6	23.4	18.1	11.8	
2014	47.3	26.0	8.0	18.8	
2018	41.6	37.6	9.3	11.7	
2022	38.0	44.2	8.6	9.2	
2026	35.7	38.7	5.3	14.3	6.0
2026B	43.6	47.5	2.3	5.1	1.6

What made this collection of streets so reliable for the Conservatives? Firstly it contains very fine, larger houses in long avenues; a pleasant "nappy valley" area to raise a family. There is very little council housing (barely 10%), and a high proportion of home owners: exactly half of Trinity ward is owner-occupied.

There are only four Wandsworth wards with higher amounts: all Conservative-held. There is also a lot of private rented accommodation, most notably Du Cane Court on Balham High Road. Du Cane Court is a vast art deco apartment block of no fewer than 676 apartments, claimed to be the largest privately-owned block of flats under one roof in Europe. Famous residents have included Tommy Trinder, actress Margaret Rutherford the playwright and comedian Arthur Smith.

Some claim Hitler intended Du Cane Court to be his headquarters in a conquered Britain; others that it was so distinctive a building from the air that the Luftwaffe used it for targeting during the war.

Whether or not that is true, Du Cane Court was sufficiently grand that its residents were solidly Conservative back in the day. That's far less true today.

The sort of people who rent in Du Cane Court are likely to reside there relatively short-term, they are likely to be singles or young couples in their first or second homes, and far more likely to vote Labour than their predecessors. It would even be unsurprising if Labour gained more votes from Du Cane Court than the Conservatives now.

The ward crosses Trinity Road at Tooting Bec. The cluster of roads between Beechcroft and Trinity have always been in-betweener streets, never wholly united in a single ward. Langroyd and Noyna were part of Nightingale ward but the rest were in Tooting ward. Nowadays, the southern ends of all five streets are in Tooting Bec, the ends north of Glenburnie Road are in Trinity.

When it was created, as a 2-councillor replacement for Nightingale (having lost the side east of the rail tracks to Balham), Trinity also gained a section from Wandsworth Common west of Beechcroft Road, either side of the Ernest Bevin Academy. These are small 1980s private cul-de-sac estates like College Gardens: pretty rare for London but much more commonplace in provincial England. Again, these would have been very strongly

Conservative when they were first built and probably still lean Tory, but probably less so these days.

And so we return to the electoral history of Nightingale. It is one of stasis: a consistent Conservative lead over Labour from 1971 through to 2002. Then Labour started doing worse, losing over 400 votes. They didn't go Tory: their vote hardly changed. In 2006, Labour came third behind the Greens, almost 1,400 behind the Tories.

After that debacle, Labour rebounded, winning more than 2,000 in Nightingale for the first time ever, albeit due to the elections coinciding with the general election with its much higher turnout. In 2014, with turnout back to normal local election levels, the Conservatives actually won fewer votes than Labour had in 2010: 2,122 to 2,181. But Labour was down too - still about a thousand behind.

2018 was, in many ways an even better year for Labour than 2022. Even though they didn't win a majority they made major advances across Wandsworth. Labour could not have won power in 2022 if they hadn't made the gains they did in 2018. Nightingale is an example: the party added 1,132 votes in one election.

The Conservatives also gained 413 which is just as well as Labour's 2,321 was a couple of hundred more than the Tories' got in 2014. Suddenly Nightingale was a marginal. Third-placed Conservative councillor Ian Hart won by just 62 votes. But 2018 was the last outing for the old wards. Had Labour left their surge too late?

Nightingale did disappear in the boundary review, but almost everything in the new Trinity ward was part of the old ward. With the Nightingale side of the ward - beyond the tracks - removed, Trinity became a 2-councillor ward. But this wasn't a benign boundary change for the Conservatives. That Nightingale chunk was the strongest Conservative section of the ward and it was now gone. That didn't put the Conservatives out of contention in Trinity but, with things already so close it didn't do them any favours either.

There was a 5% swing to Labour in 2022 and for the first time ever, this patch of Tooting Bec - Balham - Wandsworth Common: however you want to pigeon hole it, had two Labour councillors. That was bang on the borough-wide swing, putting Labour 6% ahead.

Trinity could, perhaps, be characterised as the streets closest to Balham High Road being better for Labour and those closer to Wandsworth Common being better for the Conservatives. But things are probably more complicated: a jumble of Labour, Conservative and none of the above all mixed up together.

In 2026 there was a small swing back to the Conservatives: enough to regain one of the seats. The Greens polled 14%, up five points, but 14% was substantially below the 19% they won in Nightingale in 2014 and their 20% in 2006.

Is Trinity another example of the Green switch to more left-wing, social justice campaigning and away from the environmental agenda they were established to champion? Almost certainly their improvement here cost Labour that seat, though of course the Conservatives could say they lost at least as much support to Reform, who polled 6%.

Almost as soon as the election was over, the re-elected Labour councillor, Lizzie Dobres, resigned, citing a new "politically restricted" job. This raised all sorts of questions - not least why she had applied for a job that would disqualify her whilst seeking re-election (or, the other way round, why seek re-election if she wanted a job that meant she couldn't continue serving as a councillor)? Was it more that she didn't wish to spend four years as an opposition councillor having spent the last term in power?

Whatever the reasons, a by-election took place at the end of August. This mattered somewhat because, if the Conservatives gained the seat they would win an overall majority on the council: 30 seats to 28 Labour and one independent. But even if they fell short, because the mayor was now a Conservative the Tories could always carry a vote, with or without Malcolm Grimston's support.

The result was an almost exact re-run of the May election, Labour holding the seat with a slightly reduced majority. Both parties managed to polarise the choice for voters. While in May 25% had voted Green, Reform or Lib Dem, in the by-election that collapsed to just nine - with both main parties winning well over 40%. That's never happened before.

Both parties worked the ward hard, but Labour's position had improved a fair amount nationally since the May election, with Andy Burnham replacing Keir Starmer as Labour leader and the party regaining an opinion poll lead. In that context a Labour hold was not unsurprising, but it confirmed that Trinity was stuck as yet another of the key marginal wards in Wandsworth.

Wandle

Earlsfield: credited by former Conservative election agent Jean Lucas as the "ward wot won it" for her party in the knife-edge 1986 elections. In the sense that their gain of one of the seats here from the Liberal Alliance saved their majority she is right. But the seat that actually won it for the Conservatives - that is: the seat they won with the smallest majority, was Terence Maccabee's in West Hill.

The old Earlsfield: entirely north of the Wimbledon rail-line is almost identical to the current Wandle. The only two differences are a little bit of common land by Wandsworth Common Eastside, and some warehouses (plus The Old Sargeant pub) alongside the river Wandle before it reaches Mapleton Road. But people living here there are zero so to all intents and purposes it's the exact same ward.

1986 was not the only time Earlsfield/Wandle has been a critical ward in Wandsworth. It proved so again in 2026, again choosing one Labour, one Conservative councillor - and that councillor made the Tories the largest party. 1978, 1982, 1986, 2014, 2018 and 2026: all times this ward has been so close it has split its representation. Even Furzedown can't beat that record.

There's been an Earlsfield ward in Wandsworth since 1949 (before that it was part of Springfield ward) on evolving boundaries. And it's a tangible place - not one of those confected names like Wandle - no one says they live in Wandle, but they do say they live in Earlsfield with its own station, it's gentrifying shopping centre, a library, schools and a history largely founded on the proximity of the river Wandle.

But how can Earlsfield be defined? The problem is the railway line running diagonally across the area. It looks like it's a natural boundary: there are, after all, only three ways across it: under the rail bridge at Garratt Lane or over the vehicle bridge at Trinity Road or Heathfield Road. The railway is the boundary again now.

But so much of Earlsfield lies south of the line: the station entrance, the library, Earlsfield School and most of the shops. Instead of Wandle and Wandsworth Common, Earlsfield North and Earlsfield South would be more accurate descriptions of these two wards.

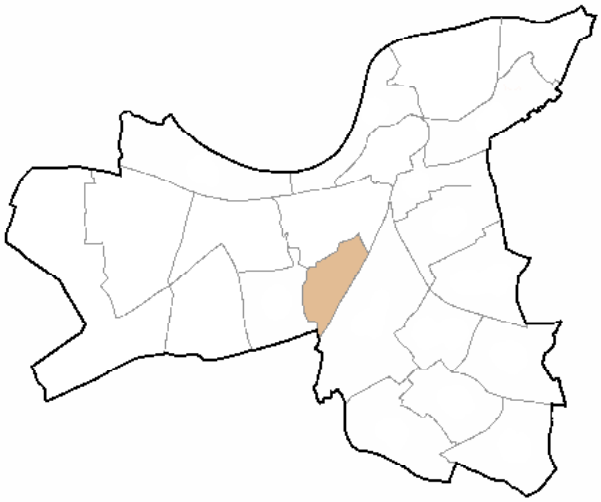

The oldest iteration of Earlsfield was broadly north of the railway but also took in chunks of the south side, around Magdalen Road, the "toast-rack", the Fitzhugh estate and the Royal Victoria Patriotic Building by Wandsworth Common. But that still left most of this southern part of Earlsfield in a redrawn Springfield ward.

Labour attempted something more representative of how this area has evolved in the boundary changes prior to the 2002 elections.

Arguing that the Wandle and Garratt Lane were the spine of Earlsfield, while Trinity Road was the spine of the uphill end of a quite different neighbourhood, they argued for wards that were east-west oriented rather than north-south.

Of course, they didn't just propose that out of altruism but because the Labour vote was larger downhill and the Conservatives stronger uphill.

This Earlsfield looked convoluted on a map, chopping Earlsfield Road, for example, in half. That mostly residential road runs parallel to the rail-line uphill. But it made more sense than an Earlsfield that excluded the majority of Earlsfield. So the Boundary Committee went with Labour's plan.

Labour's dastardly plan to help them win Earlsfield did not work - at least for most of the time this ward existed. They often got closer but also lost by a lot, especially in 2006. That's because while Labour is stronger downhill in the west, they were still not stronger than the Conservatives.

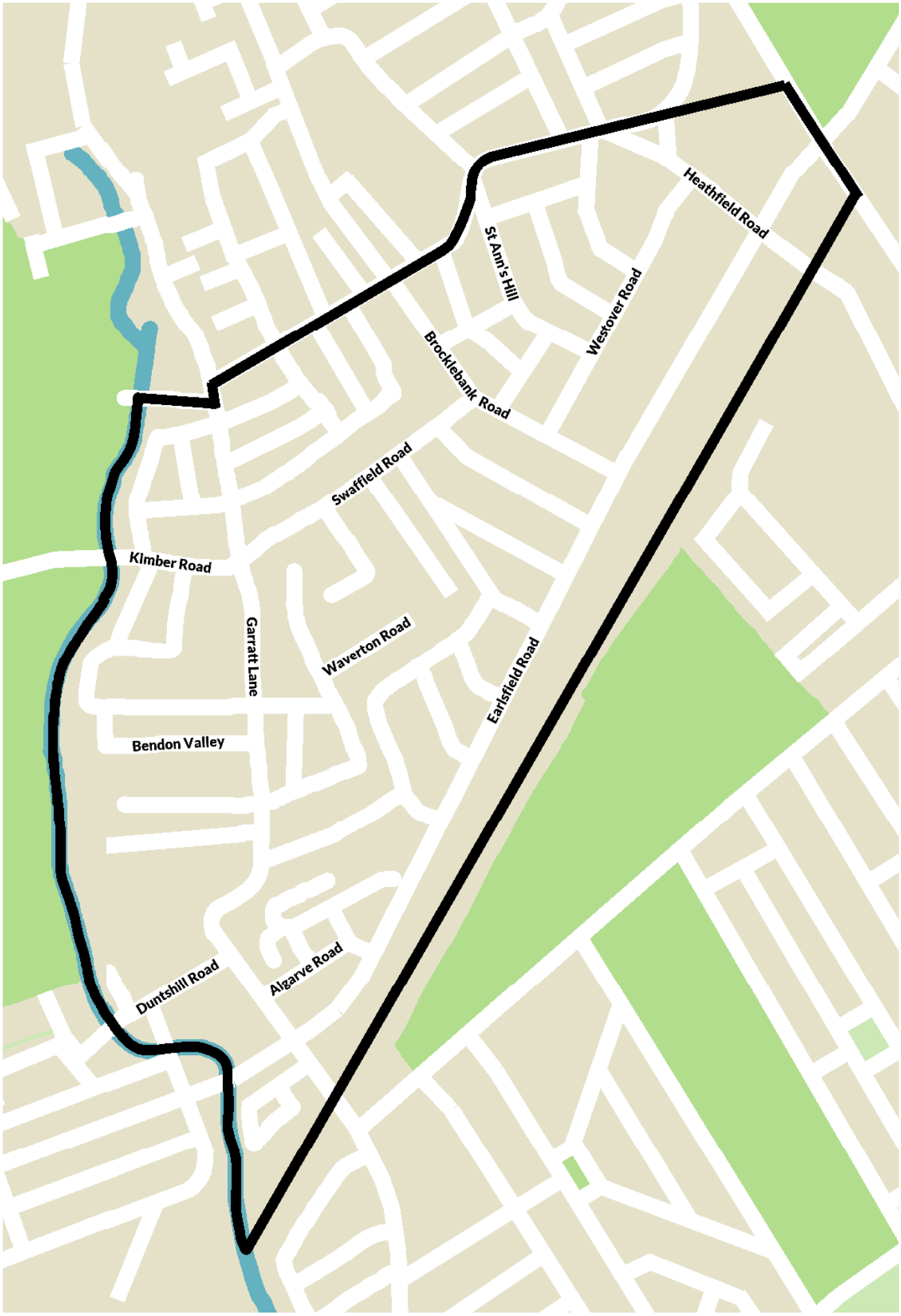
Heathfield Road
St Ann's Hill
Westover Road
Brocklebank Road
Swaffield Road
Kimber Road
Garratt Lane
Waverton Road
Earlsfield Road
Bendon Valley
Duntshill Road
Algarve Road

In the southern bit of the redrawn ward there are hundreds of terraced houses: long grids between Magdalen Road and Burntwood Lane east of Garratt Lane, shorter, more winding ones that take into account the curves and bends of the Wandle west of it. These were once filled with pretty solidly Labour households, many working in the industry along the river, or able to commute to their jobs from the handy station. They gentrified rapidly in the 1970s and 1980s - and that's why Springfield and then Earlsfield switched to the Conservatives.

Labour did win this version of Earlsfield again - but they had to wait until 2014 when they won one seat (another split), and then two in 2018 (ANOTHER split!) But even on these better boundaries they couldn't take the ward outright. They almost certainly would have in 2022 but by then we'd had a boundary review, Labour had chanced their arm on a completely new Wandle Valley and, when that effort failed it was too late to rescue this old version. They were lucky to get Wandle back on its older boundaries: it could have been made into a 3-councillor ward that'd probably have been Conservative.

The base of Labour strength in Wandle is the distinctive Henry Prince council estate with its huge central arches. Aside from being the estate on which London mayor Sadiq Khan grew up, it featured in several episodes of the long-running TV show 'The Bill' (all criminal activity emanates from council estates, after all!)

Several of the riverside streets running off Garratt Lane just north of the estate still have sizeable industrial estates and warehouses alongside the river Wandle; they've now been added to by being a base of "dark site" kitchens that cater the Uber Eats and Deliveroo orders for many of the brands you can get your hot (or often tepid) food from. Earlsfield provides the best examples of old industrial Wandsworth and new affluent Wandsworth mixing together; competing for territory.

Across Garratt Lane there is the Brocklebank estate: much newer, in the main an estate of small council (almost entirely ex-council nowadays) houses, plus a few 3-storey blocks of flats. There has been a lot of new building around the edges of the Brocklebank - in Atheldene Road, for example: a long row of 4-storey mostly private apartment blocks.

But as Wandle climbs the hill towards Wandsworth Common so the houses become larger and grander. This is where the Conservative vote comes from. Earlsfield Road changes almost comically between numbers 113 and 115. The higher, downhill, numbers are small 2-storey terraced homes; the lower, uphill, numbers are semi-detached town houses with basements and attic rooms. This was ferociously Conservative territory up until the 2010s; a ferocity that has dulled a lot since then - but Labour still doesn't get that close up here on the hill near the common.

In the ward's first election, 1949, Earlsfield was Conservative: but only just. This was a bit surprising as the ward had been created from a more Conservative Springfield ward, and Earlsfield was the better side, supposedly. Labour had won Springfield in 1945, and two of their councillors had decided to contest Earlsfield. But, of course, 1945 was a spectacular Labour year and 1949 was not. And the Conservatives only just won: they had majorities of just 112, 84 and 18.

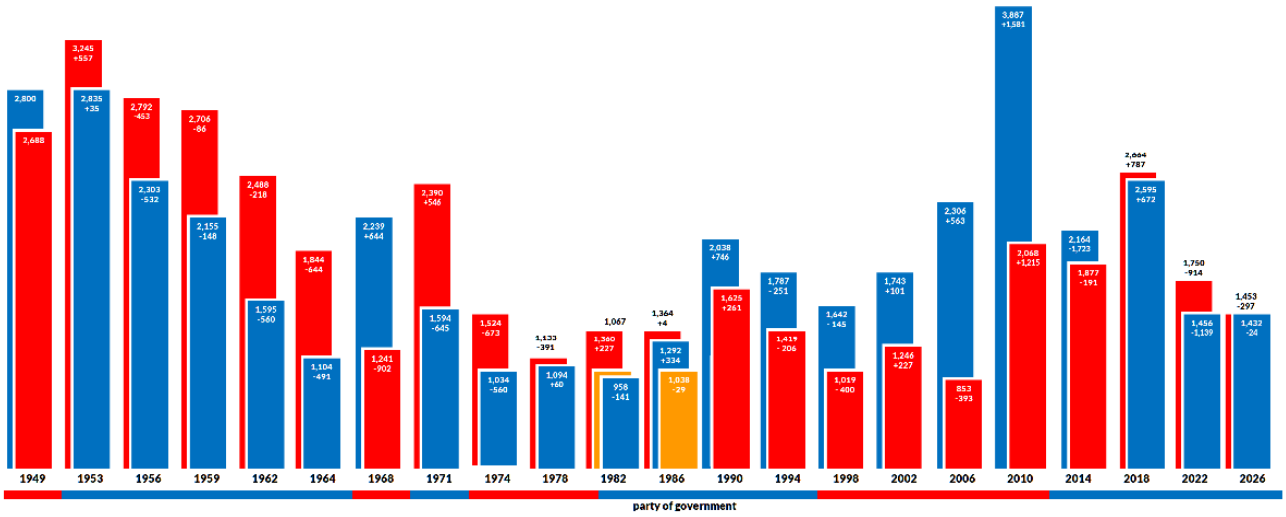

Labour won Earlsfield in 1953 by a fairly comfortable 400 votes, then by about 450 in 1956 and by around 500 in 1959. In 1962, with future Labour MP Joan Lestor topping the vote, they won the ward easily: by an average of 850. And then in 1964 on a lower turnout, they won easily again: by up to 740 votes.

Earlsfield went with the Conservative wave in 1968 but Labour regained it easily in 1971 - pretty much a re-run of their 1964 win. But that in itself was a very early red light of Labour's problems ahead. 1971 was a better Labour year than 1964, so winning by the same amount was actually indicative that the party's vote was beginning to wane. In 1974 there was a swing to the Conservatives: Labour's majority down to 400 or so.

The Liberals contested Earlsfield that year and polled 15%. This encouraged them to try out their "pavement politics" more seriously on the ward and in 1978, after a deluge of leaflets, they climbed to 23% - all from an unpopular Labour Party.

Boundary changes had abolished one of Labour's three Earlsfield seats and the Liberal advance cost them a second. Long-serving Labour councillor Bill Ballantine survived.

The Conservatives only added 2% to their 1974 share: not close to being enough on a straight swing to gain them a seat but, with unintended Liberal help, enough to scrape in. So a paradox for the Tories: one of their better - as in more unexpected - results; but one of their worst in terms of improvement in vote share, especially given the big borough swing to them in 1978.

Instead of giving in after two defeats, the Liberals redoubled their efforts and in 1982 - the peak of their new alliance with the Social Democratic Party - they nicked the Tory seat in Earlsfield. To this day, Paul Bowdage remains the only councillor elected to the modern-day Wandsworth Council in a full election from the centre party.

Labour's Bill Ballantine again won re-election, over 300 votes ahead of his Labour running-mate. This was a finely divided vote: Labour 37%; Alliance 33%, Conservatives 29%.

Then, in the late summer of 1983, Bill Ballantine died. The ensuing by-election was not quite a re-run of the 1982 result but with Labour demoralised by its 1983 General Election defeat and now without the personal vote of Ballantine the timing could hardly have been worse for them.

In the event the Conservatives suffered more than Labour: their vote slipped nearly eight points (new Conservative candidate Angela Graham's only election defeat here, in retrospect) and Labour fell three. So Liberal David Patterson, the party's election agent in Tooting, won the second Earlsfield seat for his party with 41% of the vote and a majority of over 200.

This was the high water mark of centre party achievement in Wandsworth. In 1986 Councillor Bowdage did not defend his seat and, while David Patterson did, it was Angela Graham and Labour's Graham Loveland who won this year: the third split result in three elections. In so doing it gave the Tories that one seat majority on the council.

David Patterson, who had been contesting elections in Wandsworth since 1968 - and was still contesting them in 2014 - was never again to be elected to the council. He died in 2023. Paul Bowdage also remained living in the area though he never stood again.

For the next fifteen years the story of Earlsfield was one of steady Conservative advance as the workers cottages in the tightly packed streets north of Earlsfield station gentrified.

Earlsfield Conservative councillors Grimshaw and Graham celebrating their election in 1990 (London Evening Standard)

In 1990 they gained the second Earlsfield seat. Even though Labour added 4% to its vote, the Conservatives added 15 to theirs as the Lib Dems collapsed. From there the Tories didn't look back: 51% in 1990, 52% in 1994, 55% in 1998. Even throwing huge resources at Earlsfield - and they did - was no longer enough for Labour in this now pretty secure Conservative ward.

Then the boundaries changed and the version of Earlsfield running down Garratt Lane rather than up East Hill came into being.

Unfortunately for Labour, 2002 was the point that the popularity of Tony Blair's Labour government began to wane. So it was that, in its first contest, and again with lots of resource thrown at the ward, including activists dressed as pigeons to highlight the disgusting state of Earlsfield rail bridge caused by bird droppings - Labour narrowed the gap but were still a long way adrift: Labour 36%, Conservative 49% in its first run.

And then Labour support really collapsed following the Iraq War and lots of scandals. Labour crashed to just 21%; the Conservatives surged to 61%: a 40% Conservative majority on a 14% swing. Earlsfield, with its new 1,400 Conservative majority, looked like a safe Tory ward for the first time. It wasn't, but it looked like it.

In 2010, when the general election stirred many more Labour voters to turn out even in a year they lost power, they managed to reverse 10% of the earlier swing to the Conservatives but they still lost by more than they had in 2002. In fact because of the much higher turnout the Tories' numerical majority stayed about the same: still well over a thousand. That quirk: a stable numerical majority because more people voted, but a much lower percentage majority, may have misled the Conservatives.

It prompted two mistakes. The first was selecting Sarbani Mazumdar as one of their candidates in 2014 when all three serving Earlsfield councillors stood down. Mazumdar had come to the Conservatives along an unusual path - not just from the Labour Party but after standing as a "London Soc" [Socialist] in the 2000 GLA elections. She had been a vocal Unison shop steward made redundant by Wandsworth Council in 2002.

In 2010 the Conservatives picked her to fight unwinnable Graveney ward and she duly finished last, 400 votes behind the top Tory candidate there.

The second error, of a different nature, was to select Roehampton Tory councillor Adrian Knowles for a second of the Earlsfield seats. He had been battling terminal cancer for much of the past four years and, even though he remained active and feisty, it was almost certain he would not be able to serve a full term - this was one reason why the Conservatives wanted him out of a marginal ward like Roehampton and somewhere "safe".

Labour, meanwhile, had decided to stage another serious challenge in the ward. All three of its candidates were locals: Rachael Stokes, Paul White and Rev Colin Roberts, the vicar of St John The Divine Church, off Garratt Lane.

Labour needed a 10% swing to gain Earlsfield. They only managed 8% - but Sarbani Mazumdar lagged 300 votes behind her running mates- enough for Labour's Rachel Stokes to make the most surprising gain of that election night. The underlying Labour strength in this new Earlsfield, disguised by the party's national unpopularity since 2002 but repaired somewhat by four years in opposition, had reasserted itself.

The 2014 result created exactly the problem the Conservatives were trying to shield themselves from by moving Adrian Knowles from Roehampton: avoiding an eventual by-election in a marginal ward. Knowles, a former mayor of Wandsworth, died in early 2015, with the by-election held on General Election day.

Again, luck was not with Labour: the 2015 election was even better for the Conservatives than 2010 had been

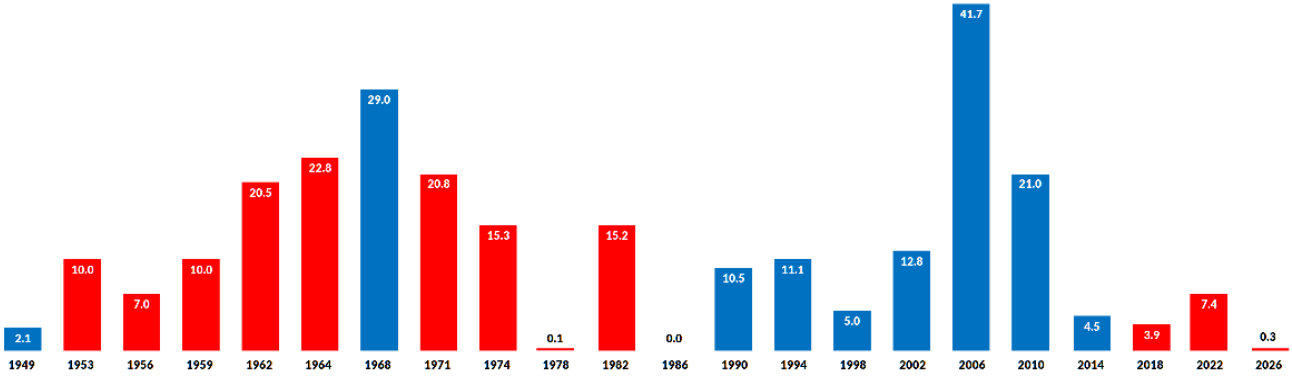

How much each main party finished ahead of the other at each Earlsfield and Wandle election

History of election results in Wandle

	Con	Lab	LD	Grn	Oth
1949	49.8	47.6	2.6		
1953	46.5	53.5			
1956	45.0	55.0			
1959	43.8	53.8		2.3	
1962	37.0	57.5		5.6	
1964	33.8	56.6	6.0	3.7	
1968	64.5	35.5			
1971	39.6	60.4			
1974	34.9	50.2	14.9		
1978	36.8	36.9	23.1	3.2	
1982	29.2	37.0	33.8		
1983B	21.5	34.6	41.2	9.2	
1986	36.3	36.3	27.4		
1990	50.5	40.0	3.8	5.7	
1994	51.6	40.5	5.2	2.7	
1998	54.6	35.9	4.6	4.9	
2002	48.8	36.0	7.4	7.8	
2006	62.1	21.4		16.5	
2010	46.8	25.8	17.0	10.4	
2014	38.7	34.2	6.5	20.6	
2015B	49.9	36.4	4.3	9.4	
2018	41.7	45.6	5.3	6.7	
2022	40.0	47.4	6.0	6.7	
2026	35.1	35.4	5.0	15.9	8.6

and they comfortably defended the ward; Angela Graham returning as the successful Conservative candidate: her eighth win in Earlsfield. Again the Tories had won by over a thousand, and again it was due to the by-election occurring on the same day as a high turnout general election. In fact their majority was just under fourteen percentage points: secure, not safe.

It was again not a true measure of the underlying strength of the parties in Earlsfield. The ward was changing in Labour's favour: partly the boost a party gets from being in opposition nationally, partly the evolving demographics of younger professionals identifying far more with the party than the older residents they were replacing. But also because of development.

There was more to the southern section of this Earlsfield ward than just long gentrified streets. There were a couple of fairly big council estates behind Garratt Lane and Burntwood Lane. The one next to Garratt Park, the Burtop Lane estate is a bit like the current East Hill estate: a winding yellow brick 1980s estate of 4-storey apartment blocks. The other: the Aboyne, is much larger: St George's flag-flying houses and some five storey mini-tower blocks. This is where Conservative Brexit Secretary Sir David Davies MP grew up.

Those were not the developments though. Behind the Aboyne estate new blocks of key worker housing: mainly NHS staff working at St George's Hospital, were being built as part of the planning gain from the redevelopment of Springfield Hospital. The hospital itself was in Wandsworth Common ward; the key worker housing was on the Earlsfield side of the boundary.

This is not a small development: almost 800 voters live here and they are considerably more Labour-supporting than the ward as whole, coming onto the register from the 2014 election. This had the bizarre impact of increasing the proportion of publicly-owned housing in Earlsfield under a Conservative-run council that had aggressively sold off council homes.

This new housing almost certainly helped Labour win two of the three Earlsfield seats in 2018, Angela Graham hanging on for the ninth time. And then the wards got redrawn again, Earlsfield became Wandle and we were back to a 2-councillor ward north of the railway line.

Remember: on these boundaries Earlsfield is a fair bit weaker for Labour despite the presence of the Henry Prince and Brocklebank estates. But the 2022 swing to Labour in Wandsworth overcame this disadvantage and they gained both seats, ending up winning by well over 200 votes. This was the first time they had won the ward on these boundaries in 36 years.

Both Labour councillors sought re-election in 2026 but Wandle had not shaken off its whimsical competitiveness and it split representation again. Conservative Chris Baron, who lives on the Henry Prince Estate and didn't conceal that address on ballot papers, won by 123 votes with Denise Paul, who does not and did, holding her own seat. The Greens more than doubled their vote to 16% and Reform UK polled 8.6%. That pulled both main parties a long way below 40%, with just 0.3% separating them.

So, seventy seven years after Earlsfield ward was created in 1949, by 2026 it was pretty much back where it started: neck and neck politically after decades of knife-edge elections. There's a long and seemingly growing list of such wards in Wandsworth but Wandle probably deserves to head it.

Wandsworth Common

Some wards cover distinct, clearly identifiable and bounded communities: Furzedown and Roehampton are good Wandsworth examples. That cannot possibly be said for Wandsworth Common. Instead, it is the sort of ward that pulls together several different communities that, though they aren't especially well connected geographically, are united by demographic factors.

Wandsworth Common is a fragmented common: there are several pieces of it that were gradually sliced apart from each other, first by Trinity Road, then the introduction of the London, Brighton & South Coast railway line heading south east; then the London & South Western Railway heading south west; then through housing development. Indeed, in the Domesday Book it was referred to as two commons: Wandsworth East Common and Battersea West Common.

But large chunks of the common kept being sold off by landowners or compulsorily purchased; some for the railways but others for residential development. The main chunks of common lost were for the Royal Victoria Patriotic Asylum, the industrial school of St. James and McKellar's Triangle (both in Nightingale ward), the "Allfarthing Piece" and land sold to the Justices of Surrey down the slope towards the Wandle Valley for the building of a prison: that which we know of today as Wandsworth Prison.

It was not until this period development was underway in the late 1860s that efforts to stop the common disappearing under buildings began, led by the vicar of Battersea and not until 1871 that they succeeded: control of the remains of the common were transferred to commons conservators.

The consequence of safeguarding the common, as discussed in the Trinity ward profile, was to make the areas that had been hived off from it infinitely more valuable, and this very much shaped the pattern of development: housing built for the wealthier rather than the industrial working class.

The ward was changed in the boundary review prior to the 2022 local elections: it is now almost identical to the old Springfield ward - the ward that it was mostly created from in 2002.

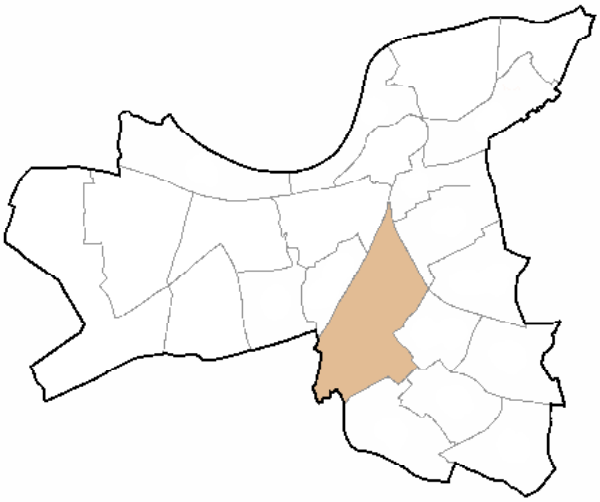

There are five main population clusters in Wandsworth Common ward:

- In the north east there's the Fitzhugh estate, the gothic Royal Victoria Patriotic Building with a relatively new residential enclave behind it: John Archer Way; and "The Toast Rack" - six streets branching off Baskerville Road.

- To the west of Trinity Road there's Wandsworth Prison and, between Magdalen Road and Burntwood Lane, the Magdalen and Openview estates.

- As you reach the plain of the Wandle there is the southern half of Earlsfield around Garratt Lane. This neighbourhood was donated to Earlsfield ward in the boundary changes before 2002 and then given back in time for 2022.

- In the south there is Summerstown and the neighbourhood south of Burntwood Lane. It includes the Aboyne estate and the new housing association estate built for NHS workers at St George's Hospital.

- And then there is the still incomplete new private housing estate on the Springfield Hospital site, due to be fully built towards the end of the 2020s.

The gothic Royal Victoria Patriotic Building was built to house children orphaned by the Crimean War. It's had various uses since and has now been turned into surely its last: 28 exclusive apartments.

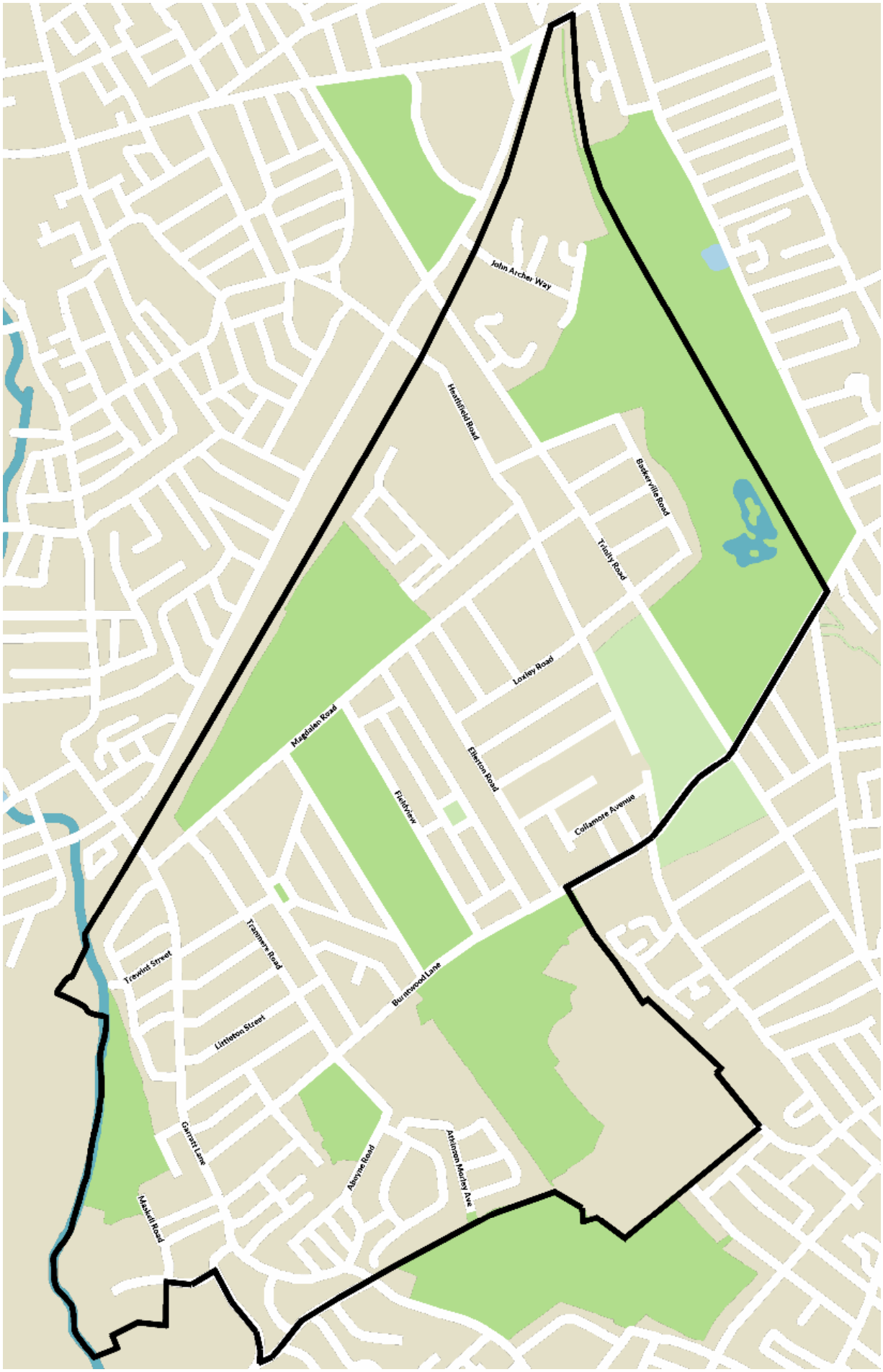
John Archer Way
Heathfield Road
Baskerville Road
Trinity Road
Lovley Road
Magdalen Road
Elsenton Road
Fairfaxview
Collamore Avenue
Trawlet Street
Tranmere Road
Burntwood Lane
Littleton Street
Garratt Lane
Abbyne Road
Atkinson Morley Ave
Maskell Road

It was then acquired by the London County Council in the 1950s and part of its grounds were hived off to build the Fitzhugh council estate, five Point blocks jutting above the trees of the common, of almost identical design to the Alton estate high-rises.

John Archer Way, named after the first black mayor of Battersea (and of anywhere in London) in 1913 is a private housing estate of 104 mainly flats constructed on the former John Archer school site. The educational nature of this site is rounded off by the Emanuel Public School, another gothic building right up in the "V" created by the convergence of the railway lines.

The so-called "toast rack" - a grid of six exclusive residential red-brick streets was also among the earlier development on the common: one of the developments that gave birth to the conservation campaigns to stop this open space being built over. These are among the most sought-after properties in Wandsworth. David Lloyd George, the Liberal Prime Minister, lived in Routh Road. The toast rack was part of land owned by Oxford University's Magdalen College (hence Magdalen Road which runs downhill from the common to Garratt Lane).

Much of the area south of the railway and west of Trinity Road remained undeveloped for years; even today travelling up Burntwood Lane, Aboyne Road or the grounds of Springfield Hospital it feels like being on the outskirts of London rather than in the midst of inner London.

The Magdalen estate north of Burntwood Lane is a mix. The London County Council acquired a large tract of land half way up the hill after decades of plans to build a garden city-type layout came to nought. The LCC revived the plans and two estates were built, not all that dissimilar in layout, if not style, to the Dover House estate in West Putney but much smaller.

The estates are centred on a long playing field - Openview - that runs all the way between Burntwood Lane and Magdalen Road. The eastern, lower portion is the Openview estate. The western, upper portion is the Fieldview estate. Most of both estates have been bought-up by their tenants under the Right To Buy: this is the sort of area that many of the new owner occupiers would have stayed in rather than sold up and left for larger, cheaper homes further out of London.

The housing further uphill was influenced by the design of the Fieldview estate - it continues and develops the style and layout, though this was never council housing and is somewhat larger, grander and more diverse.

Then there is the area around Garratt Lane: the southern end of Earlsfield. And below that Summerstown where Tooting Conservatives used to be based and the area south of Burntwood Lane.

This is the weakest section of Wandsworth Common ward for the Conservatives, containing the fairly large Aboyne Estate, the smaller Burtop Road estate and the recently constructed NHS accommodation blocks just behind the Aboyne: St George's Grove.

This pretty large development helped swing the former Earlsfield ward towards Labour in 2014 and 2018: some of the community infrastructure that came as part of the planning deal to build the huge housing development at Springfield Hospital.

It's not enough to swing Wandsworth Common across to Labour but if you look at the Conservative result of 2026: a not exactly close majority of at least 682 votes, and compare that to the 2018 Conservative majority of 1,697, you might think it's having a big impact.

But comparing this Wandsworth Common to that one is wrong: the Conservative vote is much less entrenched here than in the old version that excluded all this Garratt Lane council housing.

Instead, compare 2026 with the last (1998) result in Springfield ward:

	Con	Lab	LD	Grn	Oth
1998	55.7	33.8	5.4	5.1	
2026	42.4	27.7	6.2	16.7	7.1
	-13.3	- 6.1	+0.8	+11.6	+7.1

Clearly there's been a decline in the Conservative vote across almost a quarter of a century, but then there's been a decline in the Conservative vote across Wandsworth - actually a much larger one: down 22.8 percentage points since 1998. Labour has dropped just over three points in Wandsworth in that time, but by six points in this ward.

Wandsworth Common is a growing ward: the redevelopment of the huge Springfield Hospital site is still far from complete.

Springfield Hospital - or as it was originally known, Middlesex County Lunatic Asylum - was literally built in the middle of nowhere.

The Tooting area saw a lot of hospitals and asylums open in the Victorian era, because this then was an area far enough away from London town to dispose of "lunatics" and patients with transmittable diseases but not too far as to dispatch patients quickly. Being away from the "miasmas" of London - believed to be responsible for the frequent cholera and typhoid epidemics that ravaged London - was also a reason for building hospitals amidst the clean air of the countryside, as Tooting largely was then.

There was The Fountain Hospital for Infectious Diseases - now St George's Hospital. There was Tooting Bec asylum and then hospital - now the Heritage Park private housing estate. There was St Bartholomew's Hospital in Graveney - now a mass of small private housing estates. But the largest of them all was Springfield.

Springfield had an outsized impact: schoolchildren from all over South West London knew of the hospital and that it was for "mental patients" - much teasing and bullying would involve accusing fellow pupils of "coming from Springfield".

The NHS redevelopment deal for Springfield Hospital involves new state-of-the-art mental health facilities alongside the staff accommodation built adjacent to the site. But the old hospital in its Tudor-style building with turrets is the heart of new housing set in the 82 acre site.

It still feels as though you are in the middle of nowhere on this site that was once closed off and is now wide open to the public - just that what is now in the middle of nowhere is a new neighbourhood that will end up with over 800 homes and, maybe, up to 1,500 residents.

The new public parkland opened in 2025 is the largest since the 2012 Olympic Park in Stratford.

The Conservatives will hope that when Springfield Village is finished and occupied it will provide slightly more of an electoral buffer for them than they have right now: a far cry from the 3,236 majority Councillor Clare Clay won in 2010 in that high turnout election that coincided with the general election.

Springfield ward was one of the founding wards of Wandsworth, covering everywhere from Allfarthing Lane to an opaque line that runs from Wimbledon Road in Summerstown east behind Streatham Cemetery, across the Springfield Hospital acreage to Dalebury Road, Upper Tooting Park and then Boundaries Road - the former boundary with Battersea borough.

This was a fairly mixed ward at the start, though much more developed than Tooting to the south. Industry along the Wandle - the western boundary of the ward was long established and so homes had sprung up, especially north of Earlsfield station to house the workers. The parcelling off of sections of Wandsworth Common for housing and ventures like the prison in Heathfield Road, had also ensured that the uphill end had been broadly laid out as it still looks today.

Municipal Reform (the Conservatives) held Springfield until 1919, but never comfortably, before Labour won for the first time in that post-First World War election. Labour could not hold Springfield in their wilderness years of the 1920s and 1930s, but the ward suddenly returned to competitiveness in 1934, with a 21% swing to Labour. Labour didn't win it that year, nor in 1937, though they cut four of the six Municipal Reform councillors' majorities to less than a hundred that year.

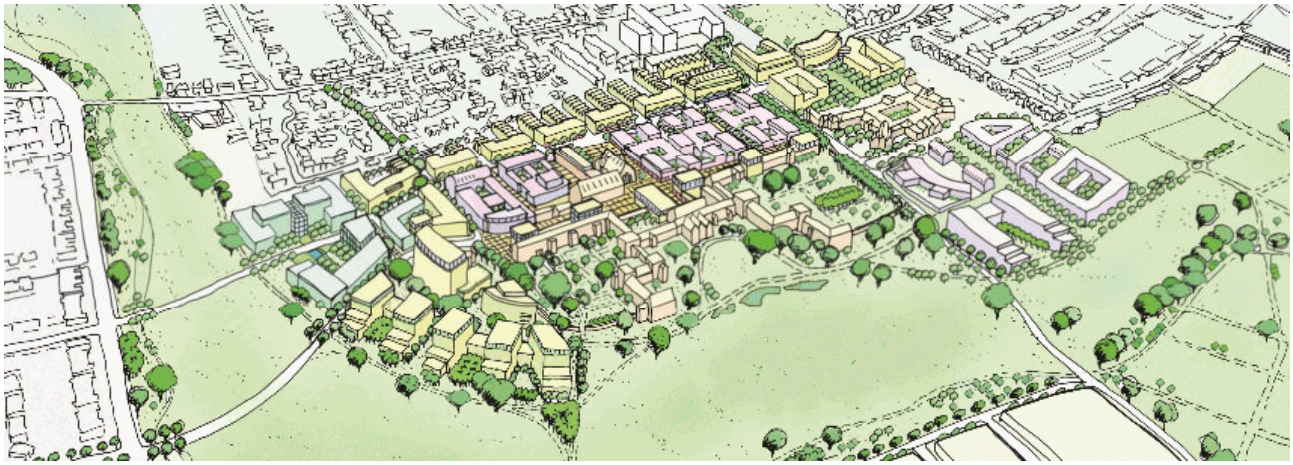

History of election results in Wandsworth Common ward

	Con	Lab	LD	Grn	Oth
1900	62.4		37.6		
1903	51.8		48.2		
1906	42.0	10.0	25.5	22.5	
1909	72.8	27.2			
1912	48.8		16.3	34.8	
1919	47.9	52.1			
1922	69.8	30.2			
1925	60.2	27.1		12.7	
1928	56.0	44.0			
1931	73.7	22.3		3.9	
1934	54.9	45.1			
1937	51.4	48.6			
1945	31.0	51.1			17.9
1949	56.5	43.5			
1953	51.6	48.4			
1956	50.2	49.8			
1959	49.5	50.5			
1962	34.3	42.5	23.2		
1964	43.3	47.1	8.0		1.6
1968	63.9	29.3	6.7		
1971	39.5	60.5			
1974	35.9	52.0	10.4		1.7
1978	55.0	35.7	5.8		3.5
1982	50.4	31.8	17.8		
1986	50.1	38.3	9.7		1.9
1989B	55.2	38.9	1.4	4.5	
1990	56.6	31.8	4.9	6.8	
1994	55.7	33.8	5.4	5.1	
1998	52.0	35.0	7.1	6.0	
2002	63.9	17.5	8.7	9.9	
2006	60.6	12.8	12.1	14.5	
2010	59.3	17.7	13.6	9.4	
2014	52.5	19.4	8.7	19.4	
2018	59.8	23.2	7.8	9.1	
2022	50.5	32.8	5.0	11.7	
2026	42.4	27.7	6.2	16.7	7.1

Springfield then became the most marginal ward in Wandsworth. Labour won it easily in their 1945 landslide year, then lost it in 1949 when ward boundaries changed.

That electoral review created Earlsfield ward, broadly north of the railway, but as that one went Conservative too in 1949 it can't really be said that there was much difference politically.

Indeed, by then, with the area either side of Garratt Lane largely developed, Springfield became "Earlsfield South", with the uphill neighbourhoods smaller and having less political impact.

In 1953 Labour narrowly won Earlsfield but the Conservative just held Springfield. In 1956 Labour regained one of the now three seats here. The losing Conservative candidate, incidentally, was William Willison, who went on to get a council estate in West Hill named after him. In 1959 Labour won a second seat, with the voting having gone from 50.2%-49.8% Conservative to Labour at the last election to 50.5%-49.5% Labour to Conservative this time. Finally, in 1962 Labour gained the third seat, when the Liberals contested the ward and won 23%, drawing their support two-thirds to one-third from the Conservatives than Labour.

Labour held Springfield - just - in 1964 but with a swing back to the Conservatives as the Liberals fell away. Then they lost this marginal - as you'd expect in the Conservative landslide of 1968 - by a massive amount before winning it back in 1971 and holding it in 1974.

But there was another huge swing here - 19.5% - in 1978, this time to the Conservatives and Springfield switched allegiances again, this time permanently. Earlsfield - both sides of the railway - was rapidly gentrifying and Labour could no longer rely on a hefty vote from the terraced streets either side of Garratt Lane. Uphill Springfield was also increasingly Conservative, with the high-rise Fitzhugh estate becoming an enclave of Labour votes.

1982 was essentially a re-run of 1978, but Labour closed the gap in 1986. One of the SDP candidates standing here that year was Shireen Ritchie, the film director Guy Ritchie's mother, who went on to be a Conservative councillor in Kensington & Chelsea. Labour finished about ten points behind the Conservatives that year.

But then one of the Conservative councillors, Frank Staff, died, causing a by-election in 1989. The Southfields ward profile looks at the key by-election that occurred there in 1987 because the Conservatives only had a majority of one seat on the council during that term. There were only eight months left in the term of office when the Springfield by-election took place but it held the same degree of importance.

Kathy Tracey, the wife of Surbiton MP Richard Tracey, was the Conservative candidate and, throughout the by-

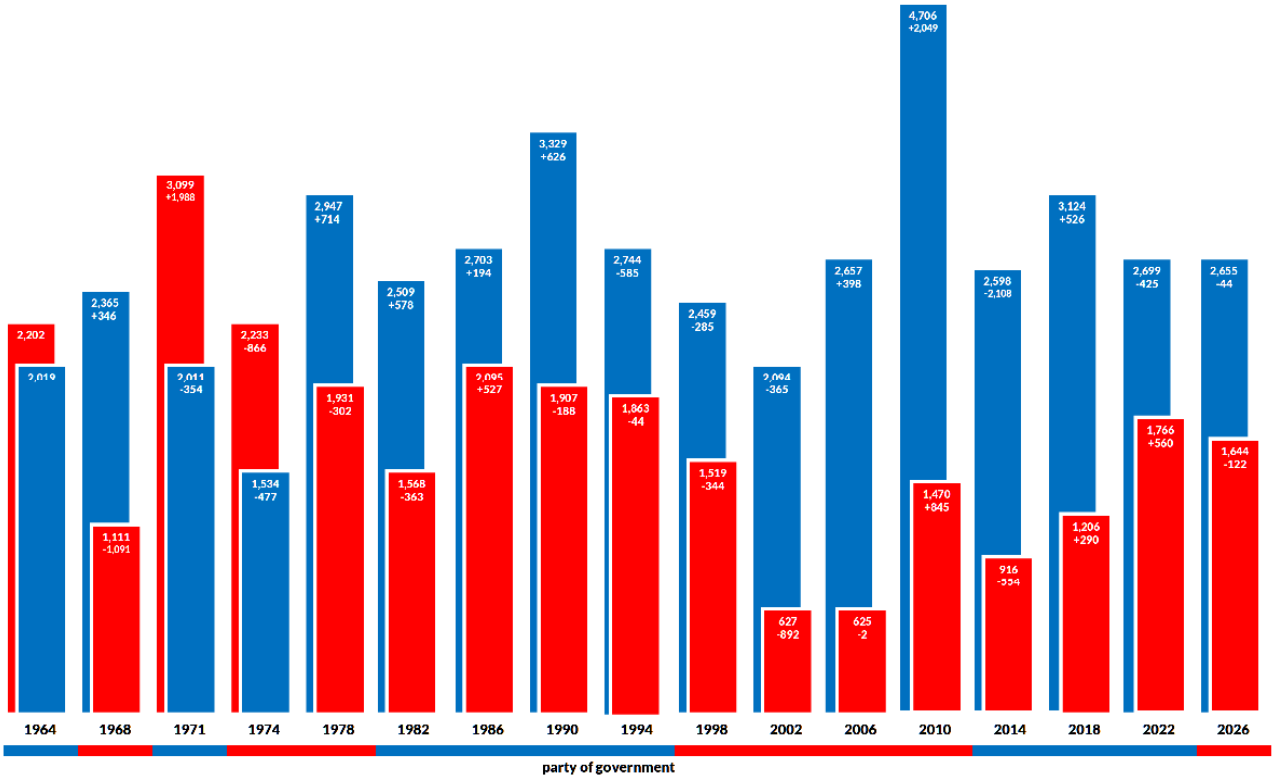

election, there seemed to be much more confidence that this would be held by the Tories than there was in Southfield. That's what happened, Tracey winning by exactly 900 votes, a 2% swing from Labour. At the time it looked an ominous portent for the 1990 all-out elections. In retrospect, Labour would have been delighted to have kept the 1990 swing against them to only 2%.

The Conservatives increased their majority in Springfield in 1990 to well over a thousand on a 6.5% swing: it was now one of the safer Tory wards in the borough. And it stayed well out of reach until its final election in 1998.

Then, in the boundary changes before 2002, the downhill Earlsfield section was removed from the ward, it gained very affluent areas north of the railway including Spencer Park, and was renamed Wandsworth Common. The ward didn't quite contain the whole of the common: there was a section in Nightingale ward by Wandsworth Common Station, and a bit in Northcote ward but otherwise this was a fair description of what this ward was.

It was drawn to be massively Conservative, in the hope that by removing these Tory-voting areas, Earlsfield would vote Labour.

That didn't happen, at least for twenty years, give or take, while the Conservatives stacked up the majorities in Wandsworth Common. It would have been quicker to weigh, rather than count, the Conservative vote here.

Fast forward to today and we have the old Springfield ward back in all but name, slightly less secure for the Conservatives than it was in 1998 but not really close enough for Labour to stage a realistic push to win it.

A little oddly, the Conservatives did worse in 2026 than in 2022 - more because their vote slipped more than Labour's. The Conservative loss is almost identical to the vote Reform UK won: 7.2%, but both big parties are at lows they haven't experienced for decades.

That's why the Conservatives will be hoping that a lot more of Springfield Village will be on the electoral register by 2030 and that they'll be more likely to vote for them than Labour. New residential estates in the borough haven't been voting the way the Conservatives expected them to, however. If Springfield Village does likewise then this ward will become competitive very quickly.

Wandsworth Town

There are two sides to Wandsworth town - by which I mean the wider neighbourhood in the centre of the borough - not just the ward.

There is pictureque Old York Road and the old town: the Tonsleys, climbing steeply up East Hill. There's the unusual art deco Wandsworth Town Hall. There's the seemingly never-ending King George's Park with its fountain and various recreational uses. Nowadays there's a peaceful Wandle as it reaches the Thames, being restored and opened up.

There are significant pubs - a whole load because of the presence of Young's Ram Brewery in the centre of the town: The Brewers Inn, The Alma, The Grapes, The Spread Eagle, The King's Arms, The East Hill, The Rose and Crown (now named something pretentious and silly), The Crane (formerly the Armoury, closed), the Wheatsheaf in Putney Bridge Road (closed), The Hop Poles, also in Putney Bridge Road (still open) and The Brewery Tap (closed). Only slightly further afield is the Queen Adelaide and the Cat's Back.

There's Book House at the top of East Hill and the small Huguenot Burial Ground behind it.

And then there was the less picturesque side. Wandsworth's riverfront was less like Putney's and more like Battersea's: light industrial: utilising a working Thames. That working riverside is epitomised by the Western Riverside Waste Authority refuse depot on Smugglers Way where rubbish containers are shipped down-river to an incinerator in Belvedere on the outskirts of London. That's going nowhere however much residents of the luxury apartment blocks right next door wish it would. There's a bus depot too. There was a gas holder and Linton Fuel Oils depot nearby.

When the industry left leaving derelict sites either side of Wandsworth Bridge the riverside end of the neighbourhood morphed into something even less hospitable. Warehouses sprung up: the sort of out-of-town style depots for B&Q and Homebase; one of the first - maybe actually the first - drive through McDonalds, and a Holiday Express hotel of such non-description I shan't even try. There's the Wandsworth Council depot where they store most of the borough's fleet of vehicles.

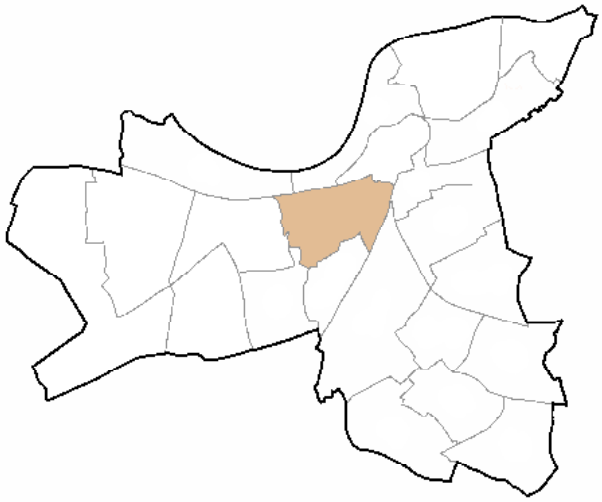

This delightful environment was made multiple times worse by planners who decided that what Wandsworth lacked was a gyratory system which turned much of the town centre into a traffic island surrounded by four lanes of often gridlocked vehicles - polluted, noisy, horrible.

They designed the Wandsworth Bridge roundabout with its tubular so-called "pretzel" (it's actually like orbital electron arcs around an atom) advertising frame above it which severs Wandsworth from Battersea and is a nightmare to cycle across.

They turned the lower end of Trinity Road into a dual carriageway in a canyon between East Hill and St Johns Hill. They designed the Arndale shopping centre (now "Southside"), built over the river Wandle, with its four high rise blocks and two (it's one, but called two) clunking slab blocks over the mall.

A new generation of architects has used the Arndale's towers as justification to build even more of them in the town centre - another so-called "regeneration".

There's Argento Tower, 11 Mapleton Crescent - a turquoise block whose architecture is a weird mix of the old World Trade Centre and Peter Jackson's imaginings of Minas Morgul in the Lord of the Rings films, squeezed onto a tiny plot beside the Wandle.

There's Jacquard Apartments built right over the old burial ground on Garratt Lane, towers in Swandon Way, towers in Enterprise Way, towers along Buckhold Road, towers along the edge of the Wandle and, towering above

History of election results for Wandsworth Town ward

	Con	Lab	LD	Grn	Oth
1900	38.5		32.8		28.7
1903	48.0		52.0		
1906	46.8		29.7		23.5
1909	56.3		29.9		13.8
1912	63.7		36.3		
1919	47.7	38.6			13.8
1922	73.1	26.9			
1925	68.5	31.5			
1928	53.7	46.3			
1931	75.0	25.0			
1934	49.6	50.4			
1937	45.4	54.6			
1945	27.2	72.8			
1949	46.8	53.2			
1953	37.4	62.6			
1956	32.4	59.7			7.9
1959	36.8	56.8			6.5
1962	29.1	62.3			8.5
1964	32.4	63.6			4.0
1966B	19.8	51.1	27.2		2.0
1968	46.9	34.4	16.0		2.7
1971	30.2	65.8			4.0
1974	35.8	64.2			
1978	45.7	46.4	3.8		4.1
1982	39.9	44.2	14.2		1.8
1984B	37.4	53.2	7.6		1.8
1986	43.9	48.4	7.7		
1990	52.5	41.1		6.4	
1994	54.5	39.8	5.7		
1998	63.7	30.8	5.6		
2002	53.3	24.0	12.1	10.6	
2006	54.7	17.6	11.3	16.4	
2010	49.5	22.1	16.3	12.1	
2014	43.7	23.1	8.4	20.8	
2018	45.4	29.1	7.7		
2022	39.9	42.9	7.8	9.5	
2026	34.7	37.4	6.1	15.1	6.7

all other towers, the 36-storey so called "Artisan Tower" off Armoury Way, visible for dozens of miles around. To top it off they named the ward much of Wandsworth town was within "Fairfield". Fair Field. Well, maybe once, perhaps.

Fairfield had pretty clear boundaries: the Wandle in the west, Trinity Road in the east, the Thames in the north, Allfarthing Lane in the south. Boundaries which remained largely unchanged for one hundred and two years. And of course, when the ward started out, much of the stuff I've just described wasn't there: no gyratory, no Arndale, no roundabout, no drive-through, no Holiday Express, no waste dump. Just a growing industrial base and relatively modest housing for the workers who were employed in it.

Because Wandsworth was thoroughly working class and quite "gritty", Fairfield was more often than not a Labour ward. It elected Labour councillors from 1934 through to 1968 and from 1971 to 1990. In many respects it was a very similar ward to next door Earlsfield (Wandle); a mix of Victorian and Edwardian (and much newer) housing, with its industrial side along the rivers Thames and Wandle.

And then exactly the same story as other once solidly working class neighbourhoods throughout Wandsworth: Fairfield swung to the Conservatives. It had been coming for some time. In 1974 Labour had won Fairfield easily: 65% to the Conservatives 35%. But in 1978, their two councillors had survived by just 13 and 32 votes (Matthew Parris, later the MP, Weekend World presenter and columnist was one of the Conservative candidates).

Labour did a little better in 1982, but there was no benefit to them in Fairfield from the 1986 swing in their favour: their second councillor won by just four votes.

No-one expected Labour to hold Fairfield in 1990, even if the scale of the Conservative landslide was unexpected. Well, I say no-one but Labour candidate John O'Farrell, as he wrote in Things Can Only Get Better, convinced himself he could hold it. But the scale of the defeat was huge: the Conservatives went from 1,358 to 1,952 votes. Labour actually turned out the same vote they'd managed four years earlier but turnout surged from an already high 55.8% to 64.7%. Turnout in the 2024 general election in Battersea was 64.7%. Fairfield had a general election turnout for a local election.

Vanessa Graham, unrelated to Earlsfield's Angela Graham, was one of the councillors elected that year - she would have a long tenure too, but not as long as Angela's.

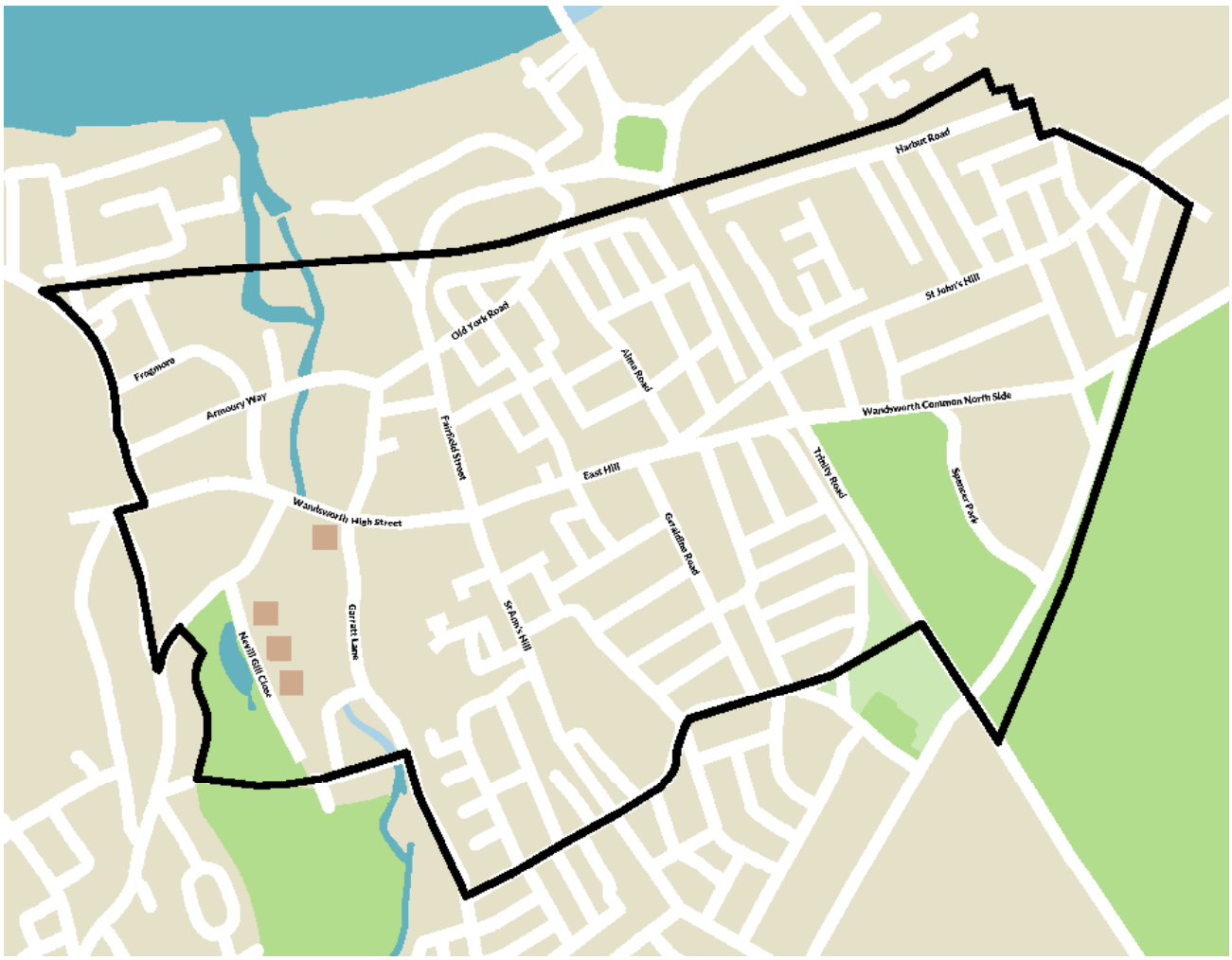

And then the Conservatives dug in - or perhaps it'd be more accurate to say Labour fell away. 53/40 in 1990; 54/40 in 1994, 63/30 in 1998, 53/24 in 2002, 55/17 in 2006. Even in the swing back to Labour following the 2010 general election the party struggled in Fairfield: Labour's vote down slightly in 2014 and still 800 votes adrift in 2018: the first of Labour's two big surge years. Thirty two years of Conservative success following pretty much fifty six of Labour wins.

Then came a chance to redraw ward boundaries before the 2022 elections. Wandsworth town was quite difficult to draw boundaries for. Partly this was because there was high population growth projected in the area: several "Quarters" were springing up: the "Lightbulb Quarter" west of Buckhold Road, the "Ram Quarter" on the former Youngs Brewery; more quarters west of the Wandsworth roundabout. "Quarters" had become the latest estate agent term to make some quite mediocre high rise housing sound cosmopolitan and trendy.

Seemingly everyone had a different way of drawing wards in Wandsworth town. Labour, as has been mentioned in other ward profiles, wanted a Wandle Valley ward straddling the river. That would have put several council estates: the Arndale, the Henry Prince, the Brocklebank, the Wendlesworth and others, in one ward; with "uphill" Wandsworth town in a ward with St John's Hill. But that proposal was abandoned after huge criticism that it was a gerrymander (it was, but you can't really blame a political party for trying), and things became messier after that.

Wandsworth riverside was annexed to St Mary's ward which now ran from the mouth of the Wandle to Battersea Bridge. The old Earlsfield ward, north of the railway line, was re-created and re-named Wandle. Everything else went into a new Wandsworth Town ward: East Hill and the Tonsleys, the Arndale, the Wendlesworth, St Johns Hill, Spencer Park, the Ram Quarter, the Lightbulb Quarter, St Ann's Hill. It's a big ward and it's still growing.

Something similar - just in reverse - to that huge Conservative surge in Fairfield in 1990 seemed to happen in Wandsworth Town in 2022. Labour's vote, compared to their 2018 vote in Fairfield, literally doubled: they went from 1,400 votes to 2,800. The Conservative vote rose

slightly, from 2,200 to 2,400. In one election this ward had gone from somewhere Labour was unable to win 30% to them winning two of the three seats, and with fairly comfortable majorities: 390 and 176. The Conservative incumbent, Will Sweet, clung on by just 33 votes.

Boundary changes cannot explain this result. Yes the huge Arndale estate came into the ward. But there are only 700 voters on the estate and it is notoriously hard to get them to go and vote. But even if every single one had, and they'd all voted Labour, they'd only account for half the gain. Labour may also have gained a few votes in the new "Quarters" - but they have had even lower voter turnout than the Arndale. Nonetheless, they contain disproportionately large numbers of private tenants, who have swung so hugely towards Labour in recent years.

The 2026 result was almost an exact re-run of 2022, albeit with both main parties down. Cllr Sweet switched wards to win in Nine Elms ward but a new Conservative candidate, Noel Dube, who lives in the ward, held that party's seat, this time by 16 votes. The Greens increased to 15% and Reform won 7%.

The Boundary Committee got the electorate numbers for Wandsworth Town wrong - something pointed out at the time and ignored. It's already, just two elections in, more than 10% larger than the electoral average for the borough while neighbouring Southfields is also too large.

Apart from the omission of the growing riverside section, the ward does, however, broadly accurately incorporate almost all of Wandsworth town. But the moment they get the chance, both parties will seek to make changes to a ward neither of them proposed. Very minor changes could tip the ward away from Labour. The problem the Conservatives have is that if, for example, they try to move the Arndale estate out, where do they put it? Equally marginal East Putney? Or Southfields, which with that estate returned might become just as marginal?

With huge amounts of housing still being built in the area, it may be that Wandsworth town eventually merits two wards, which might mean one fairly comfortably Labour, one Conservative. But such attempts to gerrymander are still some years ahead of us and, in the meantime, the parties have to try to wrest this incredibly marginal ward away from each other.

West Hill

There are two council wards within the Putney constituency that in almost any other borough you would expect to be comfortably Labour-held. One is Roehampton. The other is West Hill.

There are some similarities between the two. Both are wards that were effectively created in the 1950s by huge council estate development. These estates came about (unlike, say Latchmere or most inner city council estates) not through slum clearance or World War 2 bomb-site development but through the need to provide new homes on the green fringes of what was then Outer London.

In Roehampton, the Alton West was built on largely undeveloped land: the grounds of three grand villas, essentially. In West Hill the area had been slightly more occupied for longer: there were longstanding mansions along Wimbledon Parkside and the regally titled Victoria, Albert and Princes Drives: along with Inner Park Road the core arteries through an area that looks on a map like a maze. But still, this was a largely undeveloped area.

Yet that is one of the key differences between West Hill and Roehampton: this area was less of a blank canvass. the London County Council planners needed to design estates within much smaller plots, built at different times and with smaller, more diverse teams of architects working on them. This created a very different patchwork of council housing.

West Hill's estates were almost slotted into a neighbourhood which lacked one cohesive identity. Some of it regards itself as Southfields, some Putney, some Wimbledon, some Wimbledon Park, so it has never had the same sort of cohesive identity as Roehampton. That is a larger factor in the political divergence between Roehampton and West Hill than it might sound.

One other difference, of course: Roehampton has tended to elect Labour councillors; West Hill has not. By 2018 it had not for 47 years.

Labour won here in 1964, when the ward's council housing was far from completed, only because a set of Ratepayers Association candidates split the Conservative vote and allowed them in. They won again in 1971 because of the massive national swing back to Labour after their 1968 debacle.

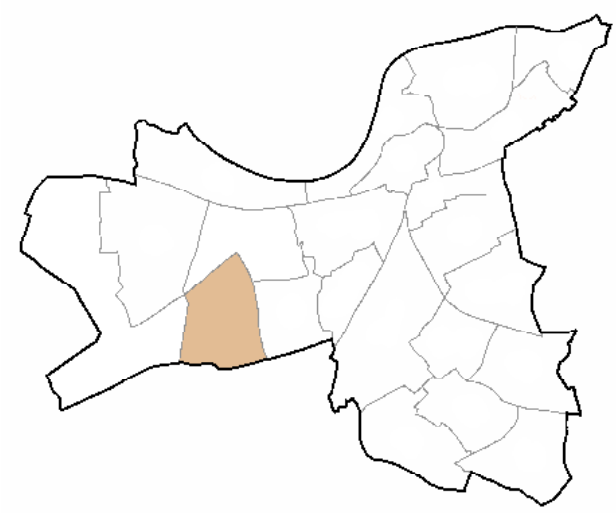

But from then until 2018 (and then in extraordinary circumstances), whether it be by 50 votes or 1,500, Labour always lost out to the Tories.

West Hill is, as the name suggests, the western slope of the Wandle Valley. It climbs sharply once you leave the wide, flat plain that is Southfields. Nearly all the land originated as the thousands of acres of grounds of the Manor of Wimbledon; later inherited by the first Earl Spencer and gradually parcelled off to form a patchwork of villas and country homes within relatively easy reach of London.

Ironically, despite its name, very little of West Hill, the A3, is in West Hill ward. There's the Royal Hospital for Neuro Disability - not to be confused with Chelsea's Royal Hospital for the Chelsea Pensioners - the grandest building in Putney by far.

No, if you live on West Hill itself you almost certainly live in East Putney ward. But what else could you reasonably call this area? Southfields West maybe.

Setting aside its name and the description of the area it covers, West Hill has some of the most logical boundaries of any ward in Wandsworth. Its northern boundary is the A3 from Tibbetts Corner to Sutherland Grove. To its west it is bounded by Putney Heath. To the east is the District Line as it careers through Southfields and onward to Wimbledon Park. And its southern border is the borough boundary with Merton, meandering downhill to a point just a few metres north of the All England Club.

If you've ever alighted at Southfields tube station to travel south to the Wimbledon tennis championships then you've visited West Hill ward. Everything south of the station is in this ward, not Southfields.

Likewise, if you turn right when you leave the station and manage the steep climb up Augustus Road, that too is West Hill. In both cases, most of the people who lived here would - hardly unreasonably - tell you they live in Southfields, SW18.

Downhill West Hill around the station does indeed feel like a continuation of Southfields. There is the rather atypical triangle of three streets of large town houses immediately north of Wimbledon Park: Gartmoor, Kingscliffe and Southdean; and, in the other direction, the seemingly endless Sutherland Grove with its huge plane trees and stock of 1930s suburban semis. Off Sutherland Grove, surging uphill, are Skeena Hill, Girdwood Road and Combemartin Road - more 1930s suburbia: these are all relatively affluent though increasingly ethnically diverse neighbourhoods.

But climb past these owner-occupied streets and you reach Beaumont Road. Instantly you are in a very different area.

The north west of the ward is the area most transformed by the LCC. Here can be found a nest of council estates, adjoining each other but each very different. There is the William Willison, the Orchard, Edgecombe Hall, Southmead, the Ackroydon (East and West), and the tiny Galleons estate right at the top of Skeena Hill.

Here are the high rise towers visible from the District Line trains: blocks like Andrew Reed House (named after the founder of the Royal Hospital) that guards the entrance to the Orchard estate, which is otherwise long terraces of houses and small tenements in Linstead Close (named after former Putney MP Sir Hugh Linstead), Arnal Crescent and Bell Drive.

The biggest of the estates is the William Willison, sandwiched between Princes Way and Beaumont Road. This is named after John Beaumont, the property developer to whom was sold most of West Hill by Earl Spencer, and who also gives his middle name to Augustus Road. The estate is distinct because of the eight X-shaped blocks along Castlecombe and Keevil Drives, Stapleford and Stoford Closes.

This estate also includes a winding terrace of houses along Castlecombe Drive and adjoining Stourhead, Littlecombe and Mere Closes plus some smaller, also unusual, five-storey blocks across the road.

The William Willison morphs into the Southmead estate (around Southmead Road), distinguished by some T-shaped blocks at the end of Beaumont Road and in Urmston Drive, as well as some more houses and tenement blocks in, for example, West House Close.

Across Beaumont Road is the Edgecombe Hall estate; an estate built on a loop up the side of West Hill, with a tower block at either end and possibly the most bizarrely-numbered zig-zag blocks in between.

And right at the top of the hill, running from the edge of Putney Heath to Princes Way, either side of Victoria Drive, is the Ackroydon Estate, an archetype of the "Swedish model" of 1950s council estate design.

The Ackroydon West - the bit across the road from Putney Heath - is a set of seven low-rise blocks built in the grounds of huge villas. The Ackroydon East contains three taller point blocks plus some three, four and five storey lower rises in Swanton Gardens, Wainford Close and Montfort Place.



Masterplan for the Ackroydon estate built in 1953: the road closest to us is Princes Way; the road through the middle Victoria Drive with Putney Heath on the far side

These estates also provide homes for the growing Ahmaddiyya Muslim community that worships at the famous London Mosque just down the hill in Southfields. More affluent Ahmaddis can be found in growing numbers along Skeena Hill, Girdwood Road and Sutherland Grove, while others populate mainly ex-council flats on the estates along the ridge of the hill.

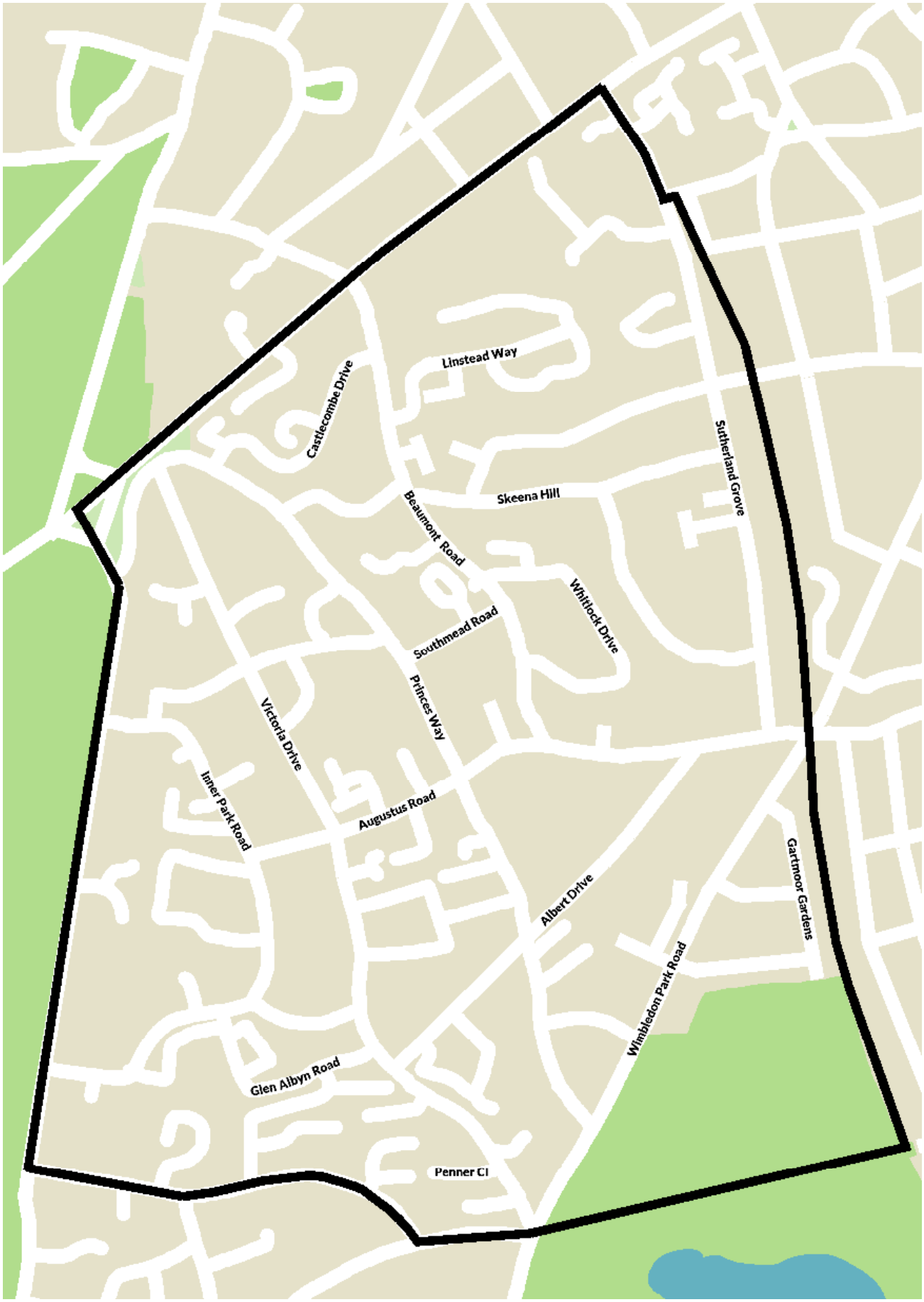
Linstead Way
Castlecombe Drive
Sutherland Grove
Skeena Hill
Beaumont Road
Whittlock Drive
Southmead Road
Princes Way
Victoria Drive
Inner Park Road
Augustus Road
Albert Drive
Gartmoor Gardens
Wimbledon Park Road
Glen Albyn Road
Penner Cl

This cluster of council estates in the north-western quarter of West Hill is, without doubt, the strongest Labour-supporting area anywhere in Putney (far more Labour than either of the Alton sections) and, were it a ward on its own would return a Labour councillor.

But it also shares another characteristic of council housing in Wandsworth: that of spectacularly low voter engagement.

A vote cast from this section of 4,000 voters carries the same electoral power as the downhill (and typically heavily Conservative) Sutherland Grove area with less than 2,000 voters, simply because of differential turnout. I look, in more detail, at the extent to which differential turnout hurts Labour in Wandsworth in the following West Putney ward profile.

These two sections: uphill council estates and downhill 1930s suburbia formed part of a somewhat different, smaller, West Hill ward between 1978 and 2002. Prior to 1978 all Wandsworth wards had three councillors. West Hill was one of the largest with over 15,000 electors in 1974, including the so-called Southfields triangle east of the District Line - now rightly part of Southfields ward. It also extended slightly across the A3 to include Holmbush and Rusholme Roads.

In the boundary review prior to the 1978 elections the Conservatives pulled off quite a remarkable achievement, seemingly without objection from other parties, of splitting West Hill into two 2-councillor wards. Instead of recognising that since West Hill itself had been upgraded to a dual carriageway with no means of crossing from north to south other than through one subway it was now the definition of a major physical boundary, the whole of the V-shaped section between Putney Hill and West Hill - now wholly in East Putney - was included in the new, smaller West Hill.

The Conservatives (and the Boundary reviewers) would have argued that without this neighbourhood there were insufficient electors for two wards. But there were also other ways of adding extra voters than to cross West Hill into, just coincidentally, one of the most strongly Conservative parts of Putney.

It was this gerrymander that kept West Hill's two seats Tory in 1986 when they clung on by just 50 votes. And those 50 votes stood between Labour retaking the council in 1986.

The southern half of West Hill: the area around Inner Park Road downhill to Wimbledon Park, formed a new ward in 1978 called Parkside.

This half was similar to West Hill but a slightly less polarised version, if you like: less intense, lower rise council estates and just as entrenched Conservative enclaves but less of them too. So, even though they had somewhat different demographics, West Hill and Parkside produced very similar results. Over the six elections these wards co-existed from 1978 to 1998 the variance between their results was just 1.7%.

If you're looking for one bellwether area to point you to the likely outcome of an election - any election - in Putney: the WHC polling district; this south-western corner of West Hill, is it. If Labour wins here even narrowly they will probably win the parliamentary seat. If they win here they most certainly win West Hill ward. They don't do so very often, at least in council elections.

The big estate - in fact a series of physically separated estates - in the south of West Hill is the Argyle estate. It includes the Tilford/Limpsfield estate of five blocks off Inner Park Road and, further down, the Esher Gardens, Chobham Gardens and Glen Albyn Road blocks - all similar to the Ashburton estate in West Putney.

Other estates include Smithwood and Weydown Closes between Victoria Drive and Princes Way; the Queensmere estate - a sprawling array of unusual cuboid houses dug into the side of the hill along with some tenement blocks.

There's Winterfold Close, the Frimley Close estate just below it (with crazy numbering), Galgate Close, Fulwood Walk and Maningtree Close, all off Augustus Road. And there's the art deco Wimbledon Park estate off Albert Drive, of which the smaller Wimbledon Park Road blocks have distinctive green copper roofs.

To experience the most astounding views of the Wandle Valley sweeping right out to the North Downs, take the lift to the top of any of the three blocks on Albert Drive: Fernwood, Ambleside or Allenswood.

But this area also includes a lot of private mansion blocks, along Wimbledon Parkside itself and in Victoria Drive and Inner Park Road. There are three huge blocks of private flats overlooking Wimbledon Park.

The southern ends of Princes Way and Victoria Drive and much of Albert Drive, along with some smaller roads like

Kingsmere and Woodspring consist of large detached houses with big driveways their residents pimp out to Wimbledon tennis fans for parking during two weeks every summer.

Walk along Bathgate Road, for part of its length the borough boundary, and you may be forgiven for thinking you've been transported to some rural village with grass verges instead of pavements and deeply set-back houses.

Another of Roehampton University's sold-off campuses can be found here too: now called Southlands Drive: a gated-off community. And, tucked away behind Inner Park Road you will find the remarkable, modernist Roundacre - a private cul de sac which shows what much of Roehampton's Alton estate could look like if the council maintained it better.

This is the area where Conservative right-to-buy was pushed hard and successfully: council tenants are now a minority on every one of the southern West Hill estates. Wimbledon Park, for example, has around forty council tenanted flats out of over 230; Queensmere less than 50 out of 200 and the Argyle just 300 out of nearly 1,000. On the small Florys estate off Augustus Road, just 3 out of 33 flats is now occupied by a council tenant.

Contrast that with the less marketable, high-rise William Willison or Edgecombe Hall estates in the north of the ward where half of the flats are still in council ownership (similar proportions, in fact, to Roehampton's Alton estate). In other words the Labour vote is weaker and has become diluted with leaseholders and private tenants who may or may not be around long enough to take an interest in local politics.

But then that's also true of many of the far-from-wealthy occupants of the private blocks too. They may instinctively lean Conservative but when Labour presents them with a moderate and realistic alternative these voters have shown they can switch in droves. Sampling suggests Labour "won" West Hill with 50% of the vote in the 2001 general election and still led the Tories here in 2005 (when they lost the parliamentary seat), even though they persistently failed in council elections.

Labour had high hopes when they successfully argued for a reunified West Hill ward in 2002, shorn of the heavily Conservative section north of the A3. But 2002 was not an especially great year for Labour, the party locally had not come close to tackling their differential turnout problem, they were focussing most of their limited resources on regaining Roehampton and twenty years of aggressive right-to-buy made it too big an ask. They finished nearly 800 votes short of the Conservatives.

But 2002 was a triumph for Labour compared to the result to come four years later. At a depth of unpopularity unseen since their 1968 wipeout, Labour's vote virtually halved: from 34% to 18%. Anyone standing outside that parade of shops in Beaumont Road, literally surrounded by council tower blocks, could perfectly reasonably be astounded that this area boasted a Tory majority of well over 1,000 and a Conservative vote share just shy of 60%.

The only positive for Labour was that, in the aftermath of such a devastating result, the only way to go was up. In 2010, the election that coincided with the general election, West Hill swung most to Labour in the borough: 11.3% and, although still more than a thousand off the Conservatives (on a high turnout) and below a 30% vote share, they narrowed the gap to the smallest since 1990.

Labour further narrowed the gap in 2014. For the first-time since the dead heat election of 1986 two of the Conservative councillors' majorities fell below 10%.

Thereafter, one of the Tories: long-serving councillor Malcolm Grimston, left the party to sit as an independent. This was not a councillor deciding to see out his last term free of the shackles of party affiliation: Grimston set out to win in 2018 as an independent.

In his years as a West Hill councillor, Grimston built up a huge email list of constituents and discovered a love of constituency service - something he had once decried, asserting that he was far more interested in the borough-wide policy work of a cabinet member.

The 2018 result was nothing short of a phenomenon. Grimston didn't just top the poll in West Hill: he amassed 4,002 votes. As a Conservative in 2014 he'd won just 1,880. Labour won the second and third seats, but with just 23.7 and 21.6% of the vote: down about seven points on their 2014 share (when they lost!)

The big casualties were Grimston's former comrades in the Conservatives who lost almost a quarter of their 2014 share. Even then they almost held on: they were just 61 votes shy of third-placed Peter Carpenter, switching here from Roehampton.

Grimston became the first elected independent since the current borough was formed in 1964. And he won with a majority of 2,376 or 30.4%.

History of election results in West Hill ward

	Con	Lab	LD	Grn	Oth
1949	74.4	25.6			
1953	64.2	27.9	7.9		
1956	59.3	40.7			
1959	59.9	40.1			
1962	41.3	43.6			15.0
1964	34.3	40.5	8.6		16.6
1968	65.6	34.4			
1971	44.7	55.3			
1974	45.8	41.8	12.4		
Parkside					
1978	58.6	35.4	6.0		
1982	48.7	34.3	17.0		
1986	48.0	44.6	7.5		
1990	53.6	36.2	5.1	5.2	
1994	55.0	35.6	9.4		
1998	59.5	32.6	7.9		
West Hill					
1978	59.3	29.7	11.1		
1982	45.9	33.8	20.3		
1983B	44.7	42.2	13.1		
1986	47.6	44.0	8.4		
1990	54.0	36.1	4.6	5.4	
1994	56.1	35.8	8.0		
1998	60.7	29.1	10.2		
2002	57.3	33.8	9.0		
2006	59.8	17.7	10.2	12.4	
2010	45.4	25.9	15.0	13.6	
2014	41.4	29.1	7.9	21.6	
2018	18.2	22.0	3.3		56.5
2022	18.5	22.6	3.3	8.2	47.3
2026	13.6	15.4	4.2	13.1	53.8

West Hill ward survived unaltered in the boundary review and Grimston easily defended his seat in 2022. No one seriously doubted he'd win - not after the lesson learned in 2018. But the other two West Hill seats were vulnerable, especially the one vacated by Peter Carpenter who had hoped to contest his home ward of West Putney but scuppered his prospects with a controversial tweet.

The Conservatives threw a lot into regaining the two Labour seats - possibly too much as they neglected campaigning in what should've been safer wards that turned out not to be.

They even sent out a letter shortly before polling day urging voters NOT to vote for one of their candidates on the basis that votes wasted on the nominee least likely to win could inadvertently let Labour hold on to both its seats. A party urging electors not to vote for its candidate is something of a campaigning phenomenon but, to give them their due, it worked.

Again, the 2022 West Hill result proved perverse. In the year Labour regained control of the council after 44 years they lost one of their West Hill seats. This produced the relatively rare outcome of the ward having three councillors each representing a different affiliation: 1 independent, 1 Labour, 1 Conservative.

The vote shares were almost identical to 2018 but different by just enough for that third seat to switch hands. At least the residents of West Hill have the widest choice of representatives now.

Then in 2026 West Hill came up with the same result: Grimston way out in front, Labour second, Conservatives just about holding onto the third seat. It's very rare to get three councillors in the same ward from three different teams once, let alone twice.

Grimston's win gave him kingmaker powers on a council where neither Conservatives or Labour had a majority.

Unfortunately for Labour, they had changed council standing orders to strip individual councillors of powers to ask questions or move motions - a change deliberately targeting him. That was not the only reason he ended up putting the Conservatives in power but it shows how short-term spite can rebound in the longer run.

Malcolm Grimston's presence on the ballot is somewhat like the gravitational pull of a big planet, disrupting the natural course of politics in West Hill. It confuses the trends that have realigned Putney and Wandsworth towards Labour. It's possible that without him on the ballot Labour would easily win West Hill given the character of the ward and the advances Labour has made. This should be their second best ward in Putney.

But what seems more likely is that West Hill is still a problematic ward for Labour: that their advance across Putney is more about their vote spreading more evenly across the constituency than them simply stacking up even more votes in their strongholds. In other words, in a Grimston-less West Hill it shouldn't be assumed that Labour win all three seats and that's certainly out of the question while he remains on the ballot.

West Putney

In 1977 the Conservatives fought hard in a boundary review public hearing to prevent the Lennox estate (or more precisely: Roehampton ward north of Clarence Lane) being included within the newly-created West Putney ward, in fear that it would add too many Labour voters to this brand new entity which they had reasonable expectations they would win.

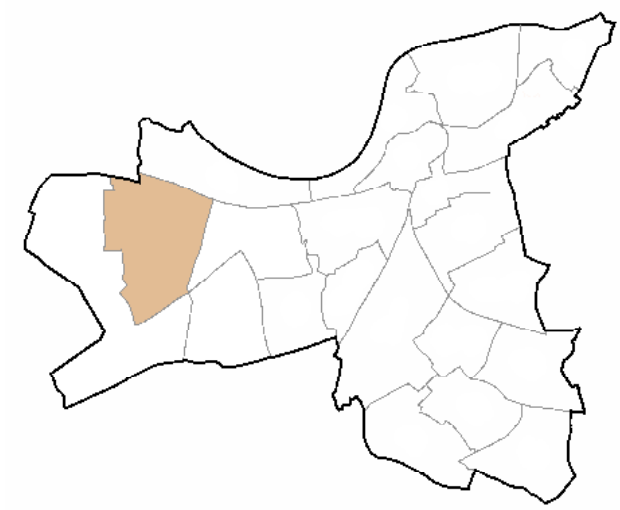

Notionally, West Putney would have been a Labour ward had it existed in 1974 if only just: something like 44% to 40%. But because of the huge 1978 swing to the Conservatives West Putney wasn't close in its first election - and even if the Lennox had been included it would not have changed the outcome.

The Conservatives won in 1978 by 55% to 38% - a comfortable if not overwhelming first outing for West Putney. Two of the Tory councillors won with four-figure majorities and, aside from one close 1980 by-election they felt they'd never need to worry about this ward again. But a safe Conservative ward West Putney should not really be.

Putney was vastly under-represented by 1978. The area covered by the old Roehampton and Putney wards had, between them, just under 30,000 voters - enough to entitle the area to nine councillors, not six. So a new ward, drawn almost equally from the two old ones, was carved.

From Roehampton was taken the area between Putney Park Lane and Roehampton Lane. Putney Park Lane is an important historical feature of the area. Dating from medieval times it is, to this day, a dirt track running from Upper Richmond Road to Putney Heath. It is, effectively, the boundary between Roehampton and Putney.

Between here and Roehampton Lane, the London County Council in the 1920s built a significant council estate based on the principles of the Garden City movement (that also built, for example, Letchworth and Welwyn Garden Cities, the Downham estate in Lewisham, Weoley in Birmingham and Norris Green in Liverpool) - in other words human-scale housing in clusters of cottages set around greens.

The Dover House (or Roehampton) Estate of which Dover House Road was the spine, running up-hill parallel to Putney Park Lane, was a recognition by government in the aftermath of the First World War that housing conditions had a direct impact on quality of life and health.

Coupled with anger that veteran survivors of the Great War were coming home to squalid living conditions, the demand was for homes fit for heroes. This was not slum clearance: Putney hillside was largely undeveloped in the 1920s and 1930s.

Instead, the neighbourhood was divided up into huge private, often decaying, estates with gothic manor houses, which radical politicians saw as a gross waste of space when Londoners needed housing.

Running parallel to Putney Heath were located Dover House, Gifford House, Exeter House, Ashburton House, Grantham House, Ripon House and North House (this latter being the estate upon which Manor Fields was built - one of the mansions there is still named North House). Further downhill: Ellenborough House and Putney Park House. By the 1970s nearly all of these manors were either the Dover House or Ashburton council estates (though Putney Park House survives, divided into expensive flats).

Today there are 1,215 homes on the Dover House estate: cottage houses, public greens and three sizeable allotment grounds (the most northerly of which was developed in the late 1970s into the Newnes Path estate). 235 allotment plots are available to Roehampton and Putney residents. There is also The Pleasance; a public open space, the houses around which are the most sought-after part of the estate.

The area between the two Lanes: Putney Park and Roehampton, also included the Eastwood estate; another example of inter-war housing but completely different in character to the Dover House and much smaller. This area was returned to Roehampton ward in the boundary changes prior to the 2022 council elections.

The considerable hostility of the Roehampton Residents Association (essentially the residents of the village) to the construction of the Alton council estate was an argument the Conservatives used to justify the separation of Roehampton village from Roehampton ward in 1978, alongside the more ludicrous argument that Roehampton Lane, even widened, was such a busy, dangerous, massive road that "nobody" crossed it to use the shops on either side.

Of the Roehampton donation to West Putney, most voted Labour. Not as strongly Labour than the Alton, but clearly ahead. The only bits that voted Conservative were Roehampton village and Putney Heath: though they were overwhelmingly Conservative.

But then there was the Putney ward contribution.

Putney was one of the two best Conservative wards in Wandsworth (the other being Nightingale). Labour had only ever won Putney once - in 1962, when the ward included Roehampton. When Roehampton was given its own ward in 1964, Putney returned to the Tories very comfortably. But there were some council estates here and the biggest was the Ashburton.

Like the Dover House estate, the Ashburton was built on the land of grand villas; Ashburton House being one of the grandest there was - a building that today no one would even think of demolishing to build a council estate on. The Ashburton is, largely, a tenement estate of six storey blocks with some terraced houses built in the 1950s. Here was also built the modernist Elliott Secondary School (now the ARK Academy), in its heyday an exemplar of comprehensive education, taking a mixed intake from Putney, Roehampton and beyond.

Elliott was structurally neglected by Wandsworth council when it inherited control of education from ILEA in 1989; always just missing out on capital funding. By 2011 the fabric of this concrete, steel and glass building was in such a dangerous state of disrepair that the only way the council was willing to finance such a major renovation job was to sell off 40% of the school's grounds for private housing. The repairs cost £32 million.

There are, again similar to the Dover House, about 1,200 homes on the Ashburton which have always formed the core of Labour's vote in West Putney. These estates should have been enough to at least make the ward competitive. But until 2022 it never really was. Why?

The first reason is that a quarter of West Putney is probably the most heavily Conservative part of the borough. The grid of avenues west of Putney Hill is the Putney of grand, wide and secluded streets with detached and semi-detached villas; among the most expensive houses on the market in London.

The uphill roads in this area are a cluster of avenues: Westleigh, Chartfield, Genoa, Granard, Larpent, Luttrell, Costello and St Simon's. The area also includes Montolieu Gardens and "the Woodies": Woodborough and Woodthorpe Roads, plus Briar and Bramcote.

Then there are a cluster of roads between Howards Lane and Hazlewell Road: Campion, Coalecroft, Holroyd, Enmore and Tideswell, which have slightly smaller homes, more often semi-detached but still beyond the reach of all but the richest, nestled around Putney Tennis Club.

The roads that lead from Upper Richmond Road to Howards Lane are a mix. There are pretty, narrow, cottage-lined streets like Parkfields: once home to former Lib Dem leader Sir Nick Clegg before he took Mark Zuckerberg's shilling to become a vice president of Meta and moved to California.

There are huge houses, often converted into flats, in roads like Colinette, Balmuir and Carmalt Gardens. The Conservatives are doing badly here if they poll less than 80% of the vote, with Labour often losing second place to the Liberal Democrats in these streets.

The final aspect of West Putney's housing pattern is some significant private mansion block housing, mostly along Upper Richmond Road either side of Putney Leisure Centre, up Putney Hill, along the edge of Putney Heath and in the enclave in the middle of the heath.

Of these, Manor Fields, on the edge of Putney Heath and Putney Hill, behind the Green Man pub, made headlines in 1986 when a gas explosion demolished one of the blocks. Manor Fields, Exeter House further along the Heath, and Highlands Heath, are of similar styles, exclusive concierge tenement blocks with relatively stable, older communities.

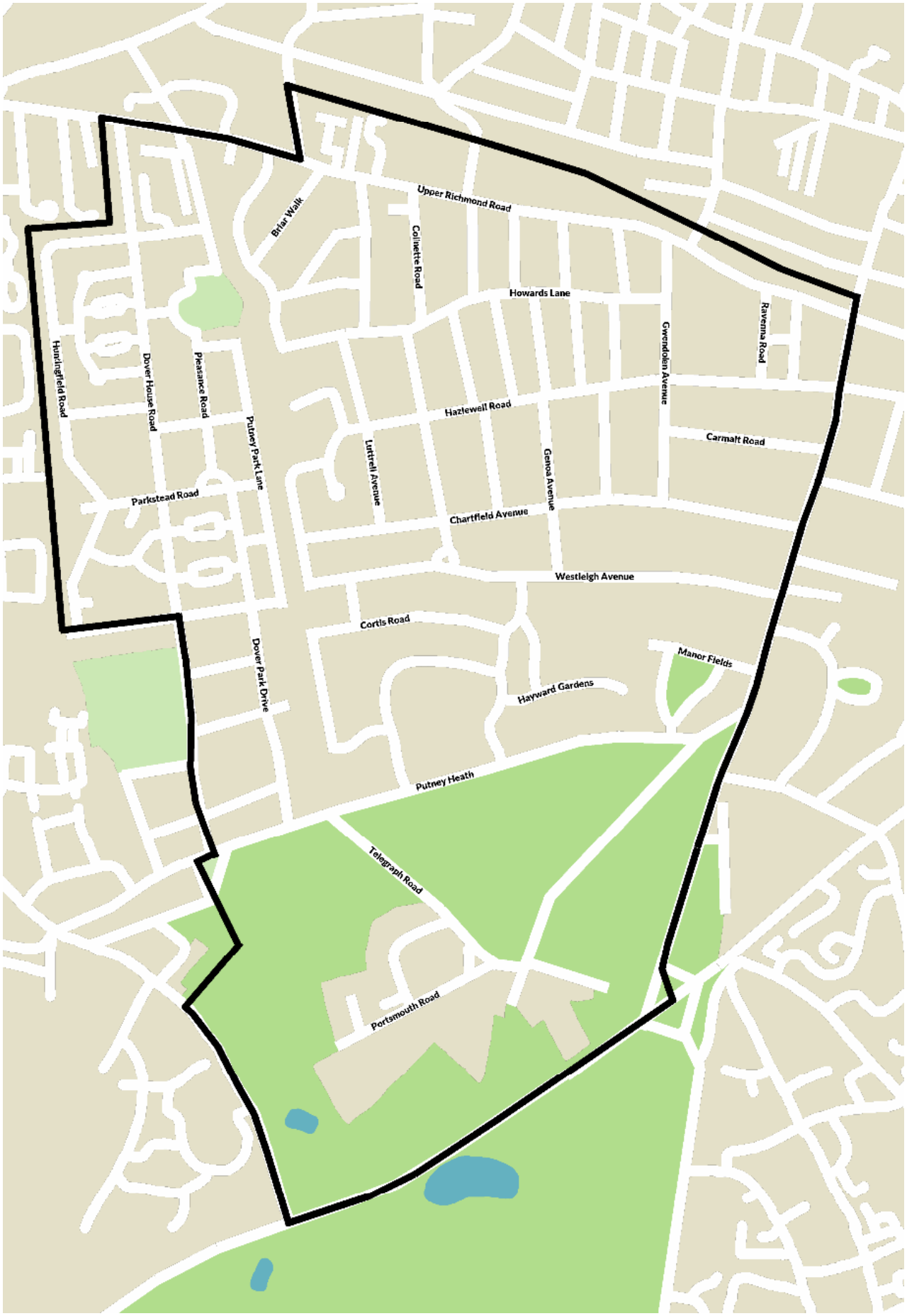
Upper Richmond Road
Briar Walk
Colinette Road
Howards Lane
Ravenna Road
Gwendolen Avenue
Huntingfield Road
Dover House Road
Pleasance Road
Putney Park Lane
Hazlewell Road
Carmalt Road
Lettrell Avenue
Genoa Avenue
Parkstead Road
Chartfield Avenue
Westleigh Avenue
Cortis Road
Manor Fields
Dover Park Drive
Hayward Gardens
Putney Heath
Telegraph Road
Portsmouth Road

A cottage on Putney Heath is where Prime Minister William Pitt the Younger died; it's where Queen Victoria launched the National Rifle Association; it's where - following the Great Fire of London - the first house designed to be fire resistant was erected.

The mansions along Upper Richmond Road are of a completely different style and mix, backing onto the railway line. The three largest are Ormonde Court, Belvedere Court and Harwood Court. All three are purpose built apartment blocks, but of the three Harwood Court has the more interesting history.

This block of 133 flats all accessed along dark central corridors with little natural light, was owned by Conservative MP and Secretary of State for Transport Ernest Marples - the man responsible for implementing the Beeching Report that closed many rural train lines.

By the time he stood down from parliament in 1974 Marples was under investigation by the Inland Revenue into his opaque financial investments that spanned the UK, France and Liechtenstein. Presumably to evade their clutches Marples immediately decamped to Monte Carlo and, seeking to liquidate his assets, served his Harwood Court tenants notice to quit so he could sell the block.

This was the era of Rachmanite landlords: people solely interested in the revenue their properties netted them, neglectful of their maintenance and indifferent to the well-being of their tenants. Wandsworth's then Labour council promptly decided to purchase the block and Marples' tenants voted 88 to 3 for the council intervention.

Harwood Court thus became a council block in the most unlikely of circumstances, though today it is mostly private once more - most of the tenants having exercised their right to buy.

There are also smaller, more recently-built apartment blocks along this stretch of Upper Richmond Road: Richmond Court, Isis Close, Listergate, Wellwood Court and Cheval Court to name a few. Upper Richmond Road, running parallel to the railway line, suffered bomb damage during the second world war, added to by ageing Putney families living on large plots they struggled to maintain deciding to sell up to property developers who demolished their homes and rebuilt more lucrative blocks of flats instead.

This phenomenon is why Putney Hill looks the way it does today: a mishmash of post war blocks and more modern developments like that of the former, modernist South Thames College on the corner of Chartfield Avenue, now a huge apartment complex. Until the 2022 ward boundary review, Putney Hill and some streets to its west were in East Putney. Today, the ward boundary runs straight down the hill: a much more logical divide between the two wards.

If you carve up West Putney simplistically into Labour council estates and Conservatives streets, the ward would clearly by Labour.

But that fails to grasp the fundamental reasons why the Conservatives won the ward so easily until the trough of Brexit and Boris Johnson-engineered calamity in London. It is the same reason they won Roehampton from 1998 to 2014 or Queenstown, and even ran Labour close in Latchmere. Simply put: low Council Tax, right-to-buy and turnout.

Labour always struggled to turn its vote out in West Putney - and a lot of its general election vote was not a Labour vote at all in council elections anyway. The Conservatives did not have this problem. As Tories racked up huge majorities in West Putney, Labour was compelled to focus its resources on more marginal wards elsewhere, and this produced a vacuous circle for the party: widening Tory wins compelling ever less Labour focus on a ward they should have been contesting aggressively.

Yet this cycle works both ways. The Conservatives grew complacent, even though West Putney in general elections could still vote Labour. This cost them in 2022 when the electoral balance tipped decisively towards Labour.

To illustrate the scale of Labour's problem in West Putney in council elections until 2022, let's look at the quarter of the ward that includes the Ashburton estate, Manor Fields and some of the exclusive West Putney avenues.

About 3,700 voters live in this area. Split it along very simplistic partisan lines and you get 2,500 on the "Labour" council estate and 1,200 in the "Tory" rest. Labour should be able to win easily. Yet, typically, they lost by a mile.

To start, obviously not everyone on an estate votes Labour. The party wins the lion's share of support here - around 60% tell canvassers they're Labour and about 30% Conservative. Likewise, the Tories don't mop up every vote in "their" areas: it splits about 80% Conservative, 10% Labour.

history of election results in West Putney ward

	Con	Lab	LD	Grn	Oth
1978	59.3	29.7	11.1		
1980B	46.6	42.2	11.2		
1982	50.6	28.6	17.9		
1986	53.6	37.1	6.7	2.7	
1990	58.0	30.2	5.4	6.4	
1991B	56.3	36.9	6.8		
1994	61.7	31.0	7.3		
1998	63.2	28.6	8.2		
1998B	61.1	29.6	7.6	1.8	
2002	64.9	23.3	11.7		
2006	68.5	19.4	12.0		
2010	53.5	22.7	15.2	8.6	
2014	51.5	20.2	8.5	19.8	
2018	54.5	28.6	10.1	6.8	
2022	42.0	42.3	7.3	8.4	
2024B	45.3	37.5	7.0	10.1	
2026	39.9	26.0	10.2	15.0	9.0

Imagine those vote proportions are accurate and that every single elector voted. There would be 1,525 Labour voters and 1,653 Conservatives because, even though the estate is much larger, the Tories win "their" areas by more than Labour wins theirs.

Now factor in turnout. Typically, voters living on the Ashburton vote in numbers less than half those of the avenues and mansions. In a typical London election in 2012, turnout on the Ashburton as 21% and in the non-Ashburton 43%. In numbers 663 Ashburton and 612 non-Ashburtoners electors voted.

Cortis Road on the Ashburton had 424 voters: 105 of them voted. Costello Avenue and Chartfield Avenue - two of the extremely affluent streets - had just 182 electors. But 102 of them voted. So Costello and Chartfield had the same voting strength as Cortis even though they were four times smaller, solely due to differential turnout.

Hence, Labour's problems stemmed from far more than right to buy, or changed demographics, or soaring house-prices. And it was more than just differential turnout.

As Labour served in government between 1997 and 2010, the Lib Dems and Greens surged - almost all coming off Labour's pile of votes. And it took a long time for these defectors to return. In 2014 "other" parties, including UKIP polled 28%. A Labour share once just south of 40% crashed to around 20%. It wasn't until 2018 that there was any sign of a Labour renaissance - and even then they were still under 30%.

But the tide turned pretty quickly. First came the Brexit referendum in 2016 which inevitably alienated heavily Remain-voting areas like Wandsworth. In 2018, Labour regained many of the votes that had slipped to Lib Dems and Greens. Their West Putney vote rose, but still to only 28%. And the Conservative vote actually increased too: to over 54%. This remained one of the safest Tory wards, all with percentage majorities of over twenty points.

In the boundary changes enacted before the 2022 elections, West Putney regained Putney Heath, that had been part of Roehampton ward for the past twenty years. It gained for the first time all of East Putney ward west of Putney Hill.

In compensation West Putney lost to Roehampton ward the eastern side of Roehampton Lane: the Eastwood estates, the avenues in the north west across the road from Rosslyn Park rugby club, and the new Queen Mary's Place private estate that had been built on derelict and surplus hospital grounds.

Putney Heath [now dubbed Putney Village by estate agents] was regarded as a heavily Conservative, if quite small, enclave - albeit that the lessees of Highlands Heath, its large mansion block development, had changed demographically over the years.

The new section west of Putney Hill was more mixed. On the one hand, the long, plane tree-lined Gwendolen Avenue and St John's Avenue are of a piece with the other West Putney Avenues, The (mostly) private apartment blocks of Putney Hill and Cambalt Road, hard to canvass, high turnover and low turnout, were regarded as Conservative-leaning, even as issues like leasehold reform became more politically potent for the occupants.

But in too came what is known as the Lower Ashburton estate, between Westleigh and Chartfield Avenues. Other than proximity, there is no commonality between this estate and the larger Upper Ashburton: they were built at different times, to a different design and have very different characters. East Putney being even more challenging a ward for Labour than its western twin, the party had not worked hard on this estate for decades.

Overall the boundary changes were neutral, knocking at most four points off the Conservative notional lead but

still leaving them more than twenty ahead going into the 2022 elections.

It is now that the complacency about West Putney's place in Conservative ranks came to harm their own prospects. Even with party popularity deteriorating further under Boris Johnson's chaotic premiership, this ward - and neighbouring East Putney - weren't deemed at risk, at least compared to nearby wards like West Hill or the new Wandsworth Town. Conservative focus turned to defending more marginal seats elsewhere.

Labour, however, was on the up and quietly had been working the ward. Two of their councillors for other wards, Peter Carpenter and Jeremy Ambache, lived in West Putney and both intended to switch to their home ward in 2022. Carpenter came a cropper with an ill-judged tweet advising Rishi Sunak to "go back to India" and that was the end of his council career.

Another councillor, Claire Gilbert from Roehampton ward who wished to stand down, was persuaded not to retire completely and instead stand in West Putney on the basis she couldn't possibly win. Carpenter's eleventh hour replacement was yet another retiring councillor: Graham Loveland, who had returned to the council representing Furzedown after a long break.

Coupled to this experienced team heading the ticket, Labour's membership in Putney had surged, they had regained the parliamentary constituency in 2019 - and new MP Fleur Anderson was a dynamic and good fit for the area. Labour was able to campaign more effectively than it had since their golden era of the 1960s and 1970s.

On election night Labour pulled off the shock result of gaining two of West Putney's council seats, high profile Steffi Sutters hanging onto the third for the Tories. If Peter Carpenter had not been removed as a candidate it's possible Labour would have won all three: Graham Loveland coming from distant Tooting and the least driven of the three Labour contenders didn't make it. There was a near 13% swing to Labour here: far higher than the borough average.

In part, this result was the long overdue alignment between wildly divergent local and general election outcomes. There has always been a gross over-simplification, driven by council election results, that Putney is a battle between Labour Roehampton and West Hill, and Tory everywhere else.

In reality, the constituency is a patchwork of deprivation and affluence with neither leafy streets nor tower block council estates containing monopolies for either party.

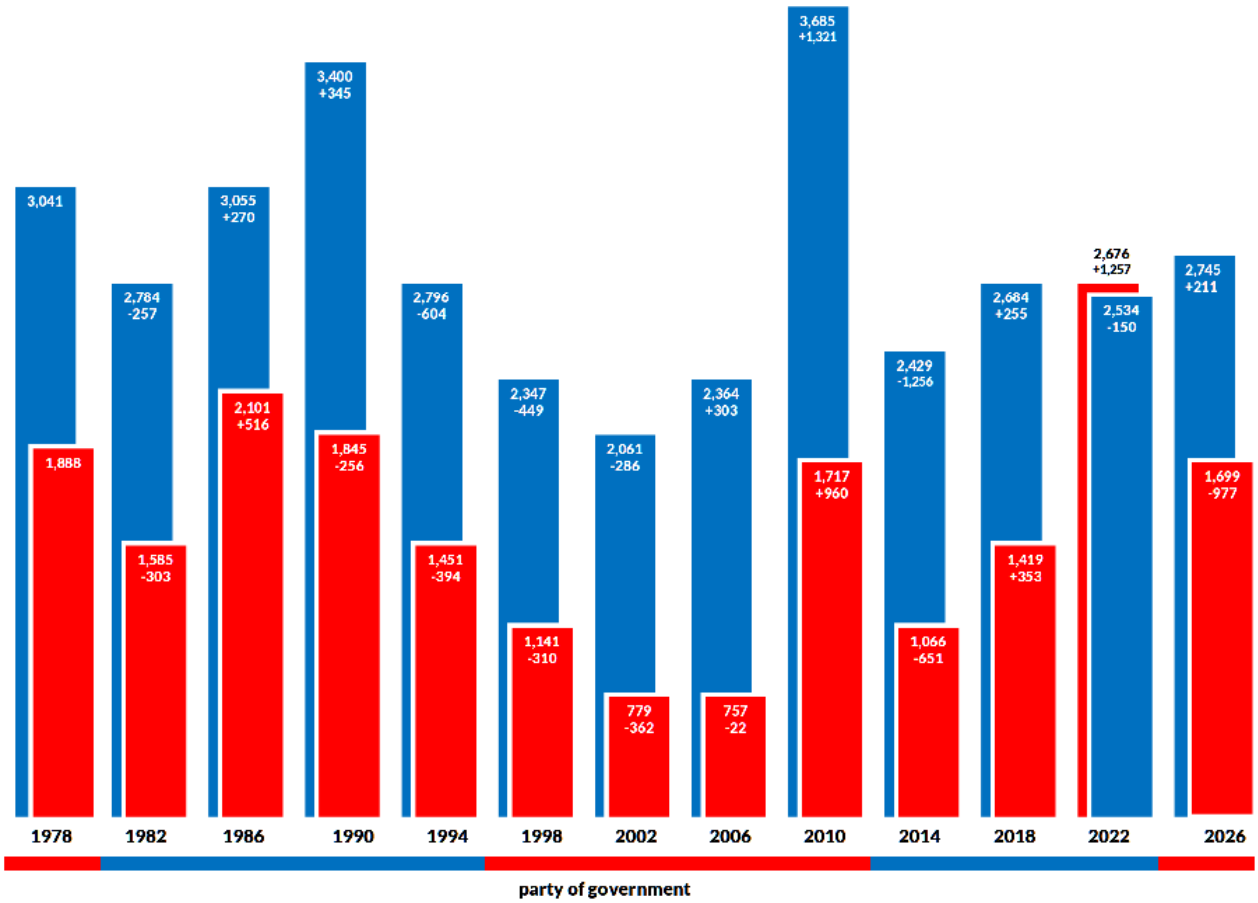

After the 2022 council elections, with Labour holding seven Putney council seats and the Tories nine, local results now far more realistically reflected that electoral reality. If anything, given its easy general election retention of Putney in 2024 by over 10,000 votes, Labour still has fewer councillors than they merit here.

The new Labour council had a difficult balancing act: it didn't want to startle the hordes of voters who'd plumped for it for the first time by radically diverging from the way the Tories had administered Wandsworth. They believed that their success was due far more to a repudiation of national Conservatives than local ones. But they also wanted to reverse engineer the borough politically, and housing was the big divide between the parties.

Labour wanted far more of the homes being built in Wandsworth to be affordable; ideally public housing units, not shared ownership. The party also wanted to see if it could squeeze new homes out of its existing estates - a sort of expansion of the Conservatives' "hidden homes" scheme, which turned underutilised plant and storage spaces at the foot of blocks into new flats.

But Labour's plan was more radical - and much more controversial. They wanted wholly new blocks squeezed onto communal spaces - garages and greens, for example. And the Ashburton was one of the estates identified for some of these new blocks.

This plan did not go down well with residents of the Ashburton, who had just elected Labour councillors only to be threatened with increased housing density on their doorstep and the loss of open space and amenities.

Claire Gilbert, who had not wanted to win West Putney, resigned from the council in 2024. A busy barrister and landlord, she was not hugely thrilled to be suddenly deluged with hostile casework opposing the development plans. With better things to do, this set up a by-election in a very tricky ward for Labour.

On the one hand, Conservative fortunes had not recovered in London: they were at least as bad, if not worse than 2022. Contrary to Tory hopes, the replacement of Johnson (and Truss) with Sunak had not stemmed the bleeding away of their support.

On the other, the Conservatives had not worked this ward in 2022 but did so now. For no other reason than there would have been a pool of demotivated Tory voters who were not chased-up in 2022, simply remedying this lack of activism would have put the Conservatives ahead.

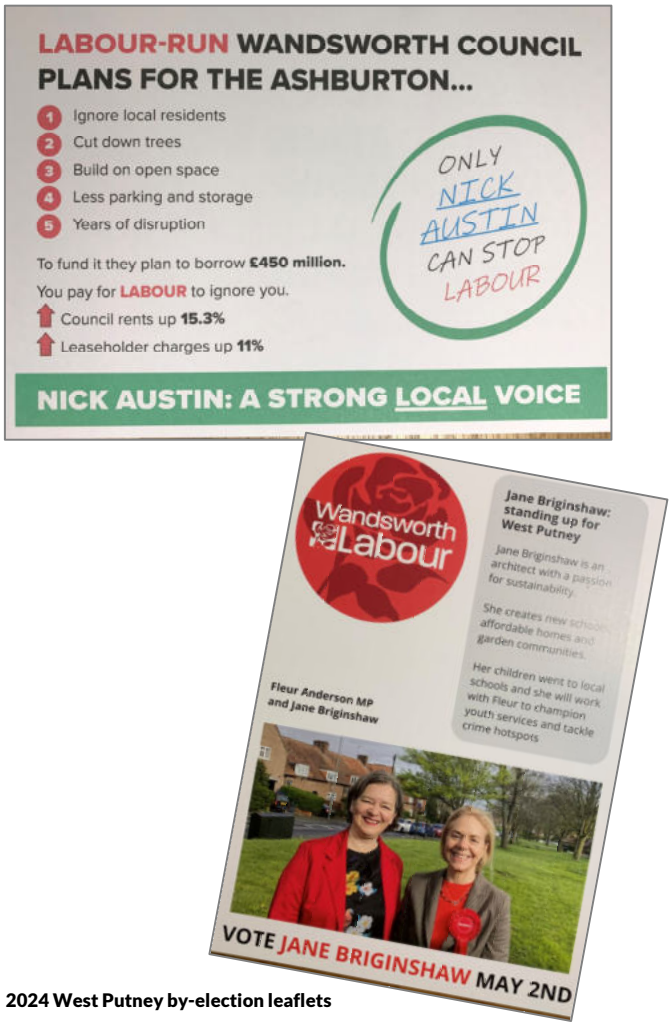

2024 West Putney by-election leaflets

Labour again went with a candidate from Tooting: former Furzedown councillor Jane Briginshaw. The Tories picked a nearly-local, and where candidates live can make the difference in a closely-fought by-election where there is more focus on the nominated individuals.

The Conservatives won the by-election, held on the day Sadiq Khan was re-elected mayor of London for a third term, with a comfortable majority of almost 500.

There were two ways this result can be viewed. Either Wandsworth Tories started to get their mojo back and this win was a start on the climb to regain their council majority. But if you had suggested to a Labour campaigner at any election prior to 2022 that they would "only" lose West Putney by 500 votes, they'd have been delighted.

Both claims can be true. This did show that when they fight, the Conservatives win here but by nowhere near the margins of not so long ago. Labour is much stronger and that probably won't change. Putney has realigned and West Putney can now be regarded as a marginal, albeit one that still leans Conservative.

The 2026 elections in West Putney followed the path of the by-election with the Conservatives regaining the last Labour seat, and pretty comfortably too. They were still down two percentage points on their 2022 vote, and five on the by-election, but Labour dropped by more than eleven points, to just over a quarter of the vote. Reform polled 9, the Lib Dems 10 and the Greens 15: a massive total of 34% voting for parties other than the main two.

West Putney won't be written-off by Labour: there are too many of their supporters clustered here for that to be case. But with so many more marginal wards needing to be defended or targeted for wins, West Putney surely cannot be as much of a priority given the Conservatives are comfortably ahead again.

That may change, especially with record Council Tax rises heading residents' way. Whichever party can pin the blame successfully on the other for these rises (and it's clearly Labour's fault: Labour's attempts to blame the Conservatives are absurd) will likely win in 2030.

Summary of the electoral history of each ward

Balham ward

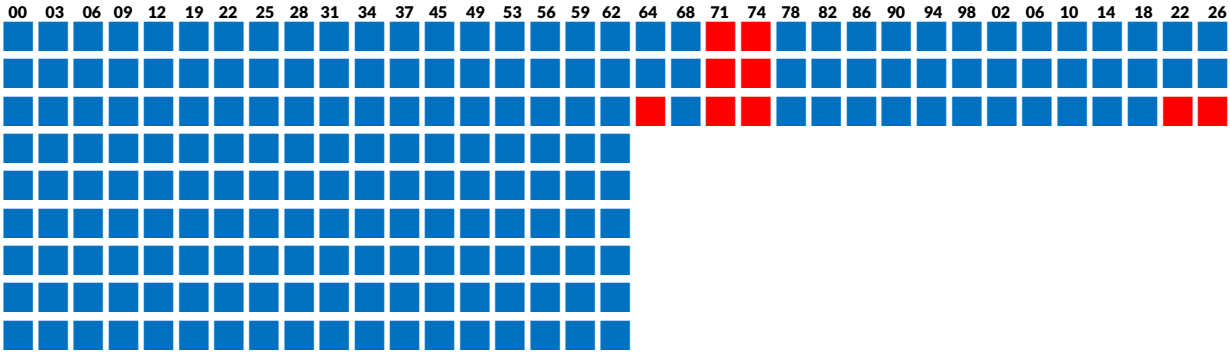

Battersea Park ward



Bedford ward - see South Balham ward

Bolingbroke ward

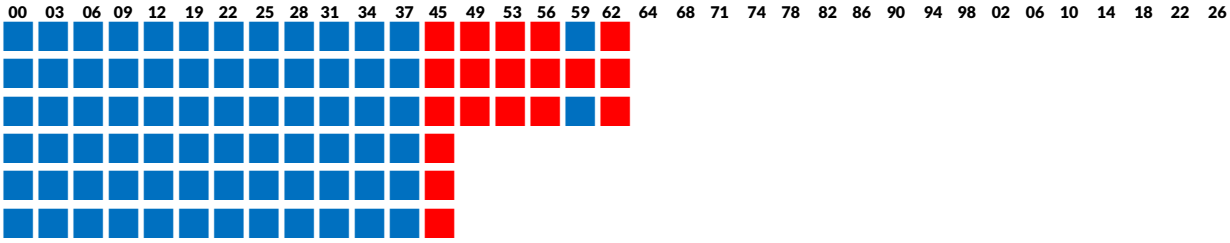

Broomwood ward

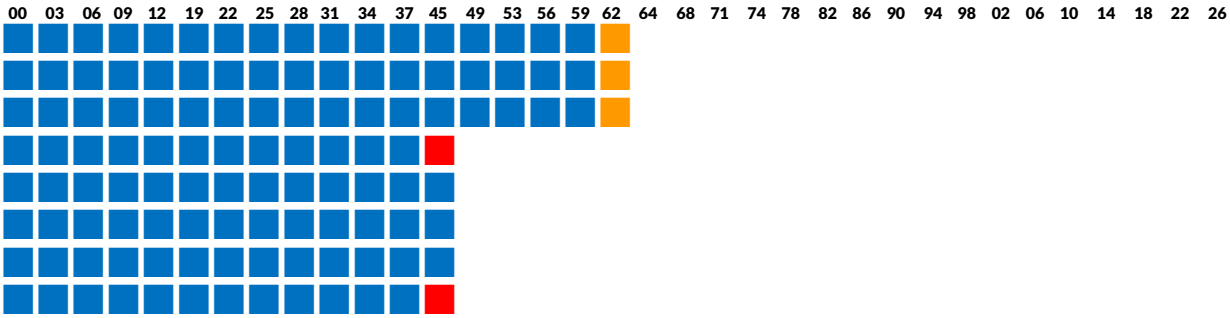

Church ward

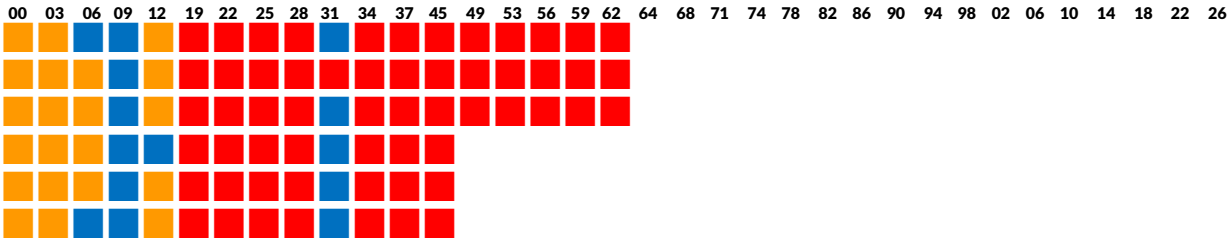

Earlsfield ward - see Wandle ward

East Putney ward



Fairfield ward

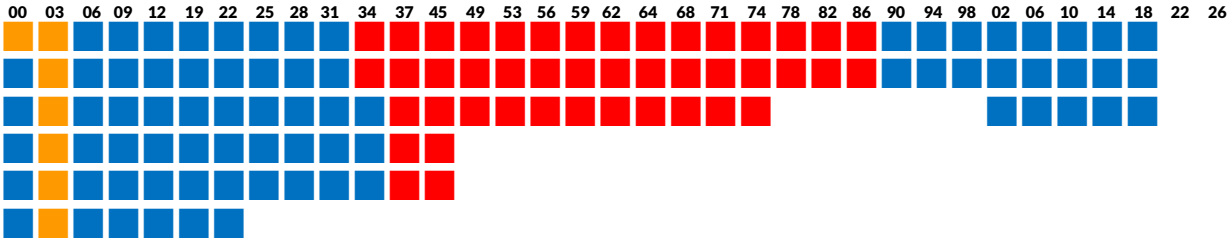

Falconbrook ward



Furzedown ward

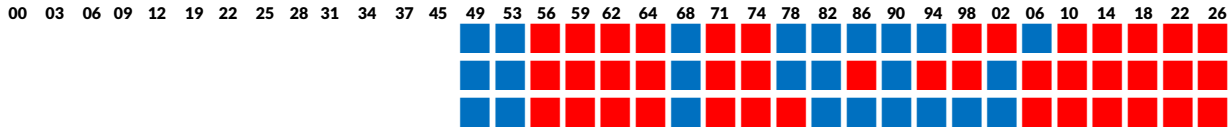

Graveney ward

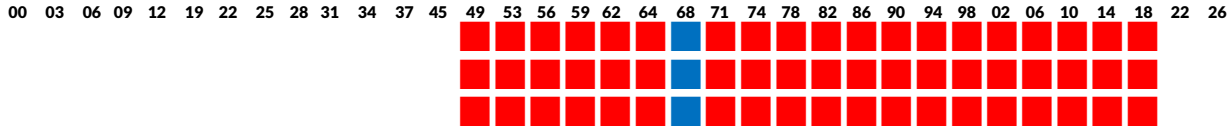

Latchmere ward

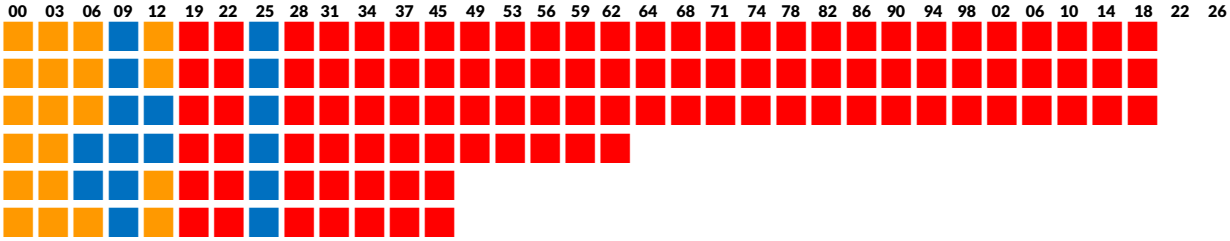

Lavender ward

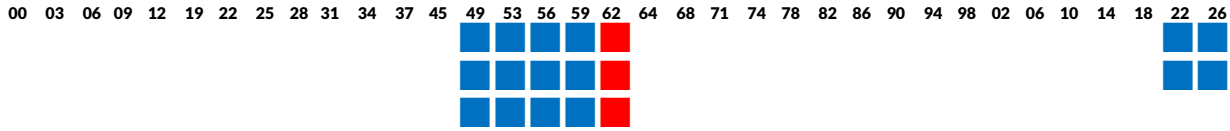

Newtown ward

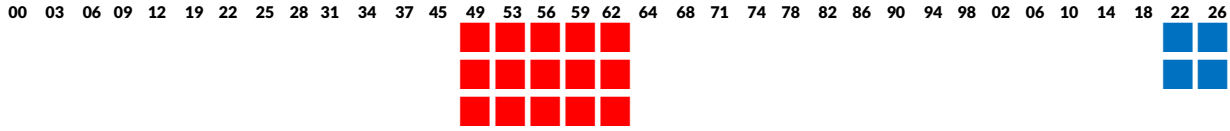

Nightingale ward - see Trinity ward

Northcote ward

Nine Elms ward

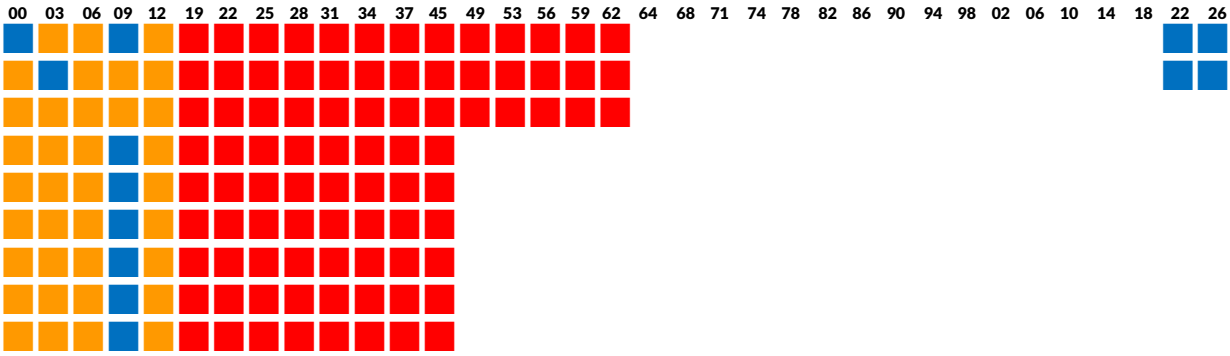

Park ward

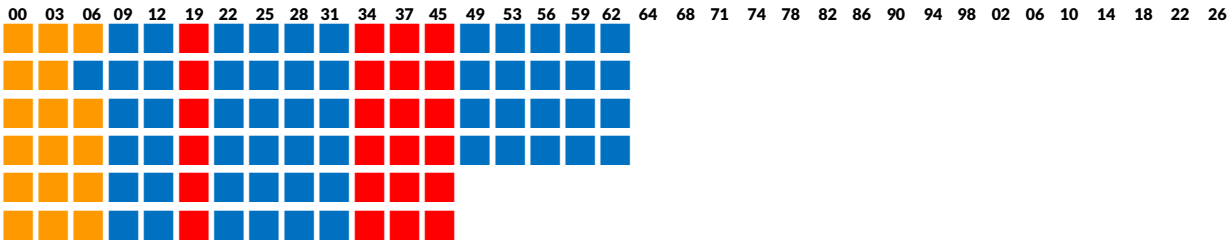

Parkside ward

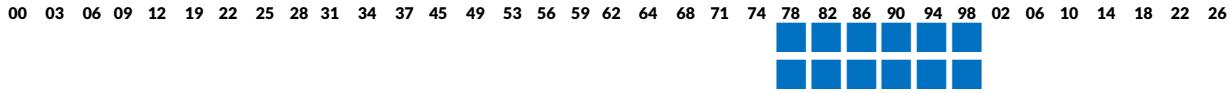

Putney ward

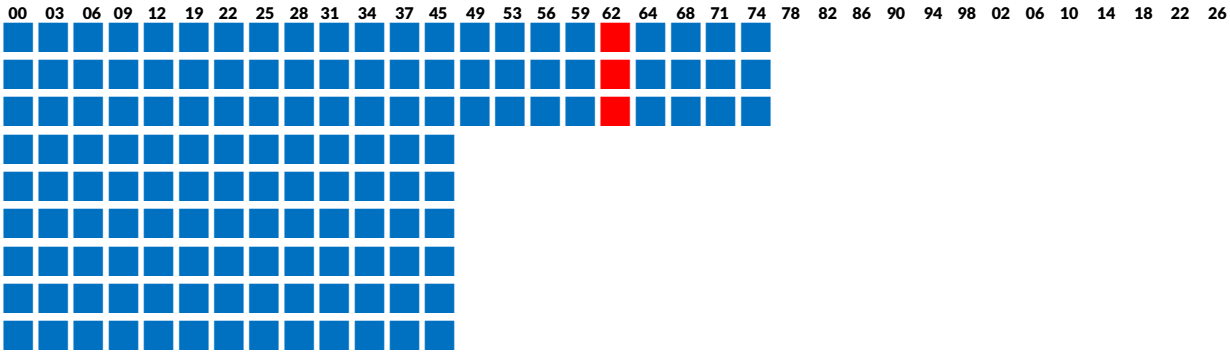

Queenstown ward

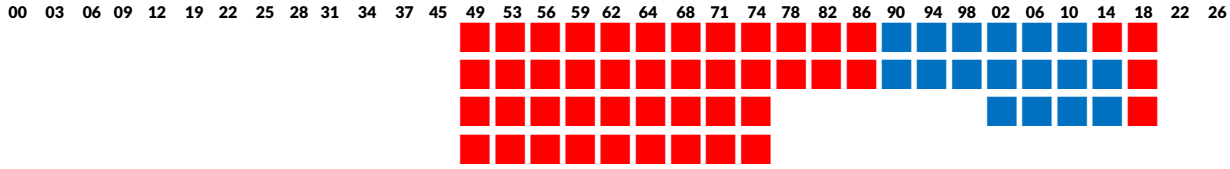

Roehampton ward

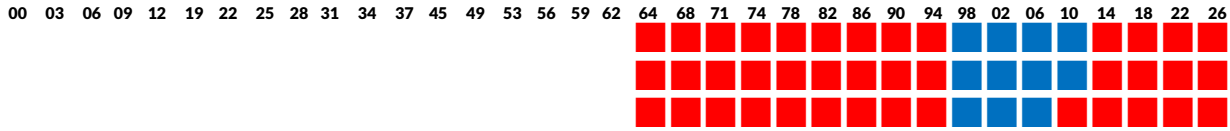

St John ward

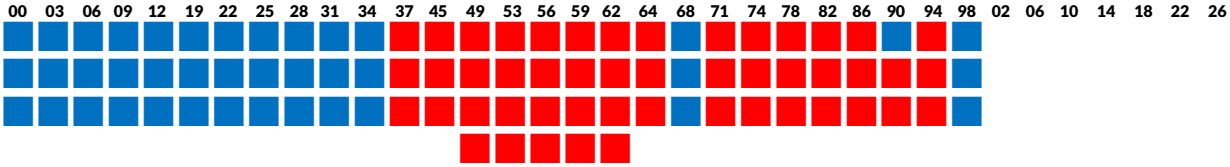

St Mary's ward

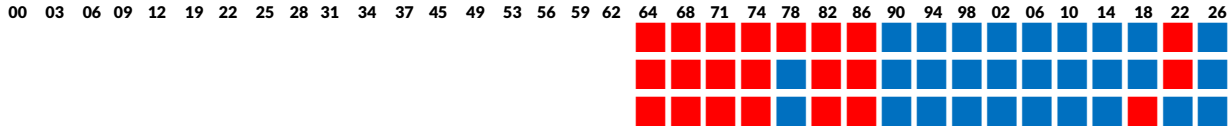

Shaftesbury ward

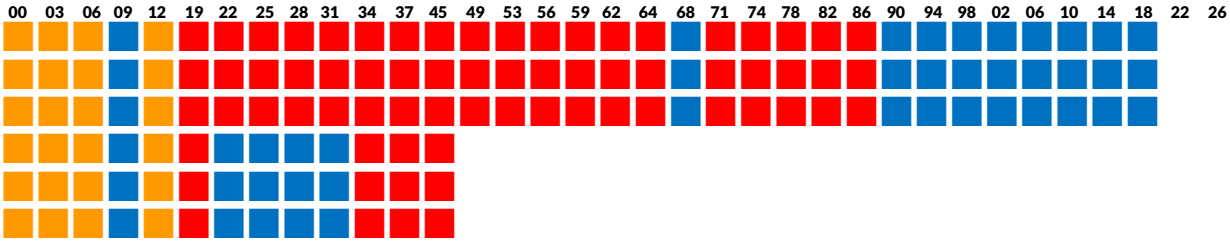

Shaftesbury and Queenstown ward



South Balham ward and Bedford ward

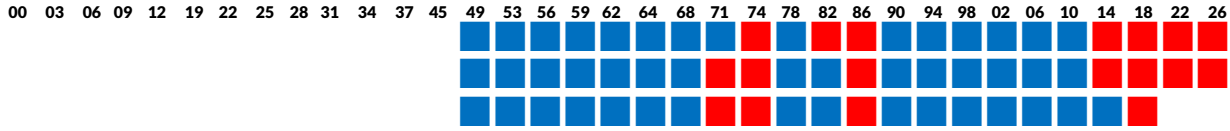

Southfields ward

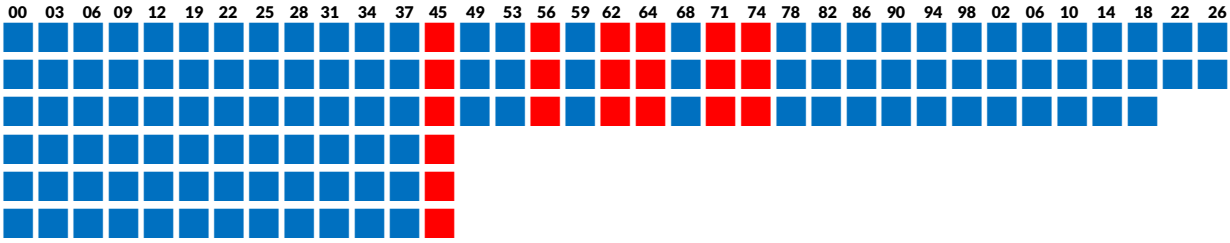

Springfield ward

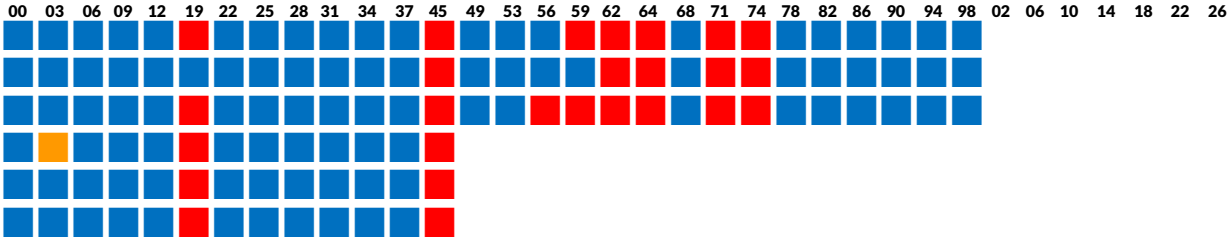

Stormont ward

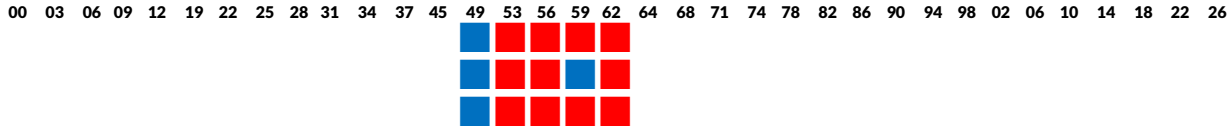

Thamesfield ward

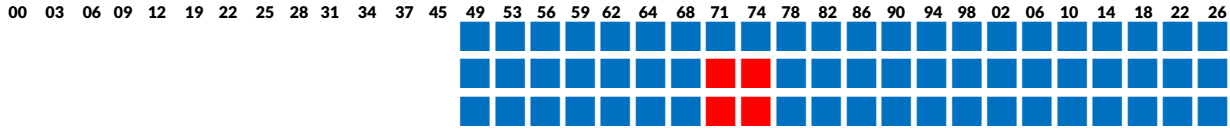

Thornton ward (Battersea)

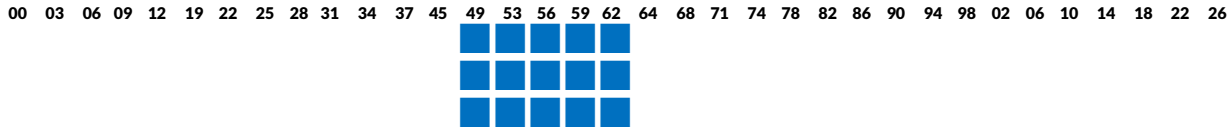

Tooting ward

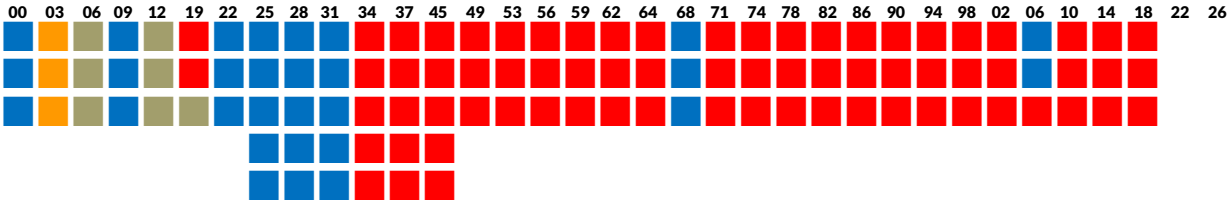

Tooting Bec ward



Tooting Broadway ward



Trinity ward and Nightingale ward

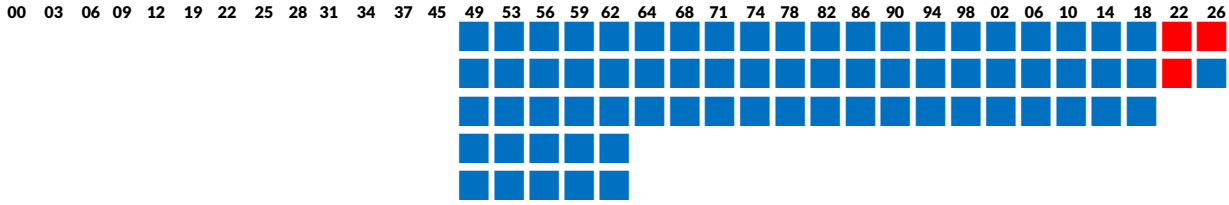

Vicarage ward

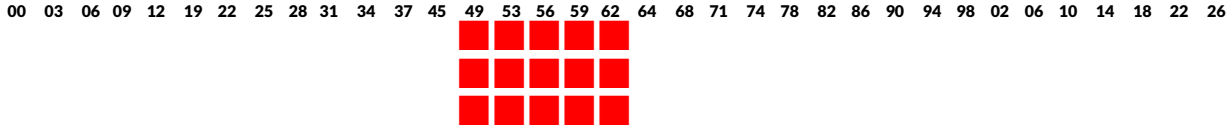

Wandle ward and Earlsfield ward

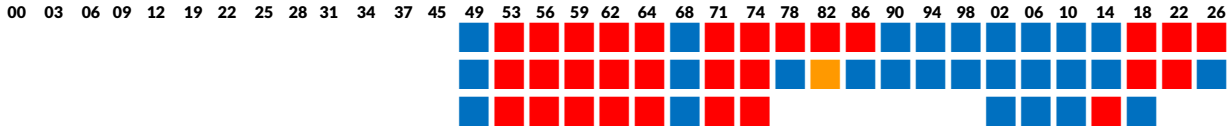

Wandsworth Common ward



Wandsworth Town ward



West Hill ward

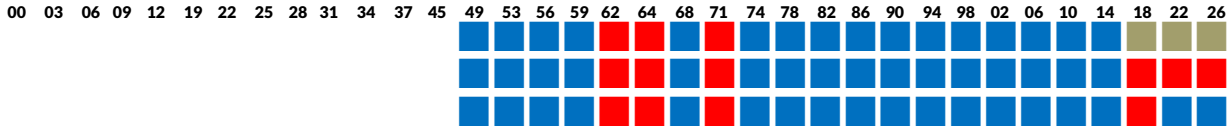

West Putney ward



Abbreviations used in results

BNP	British National Party
Comm	Communist Party
CPA	Christian People's Alliance
Con	Conservative Party
Duma	Duma Polska
DVP	Democrats and Veterans Party
Eco	Ecology Party
Grn	Green Party
Ind	Independent candidate
IndL	Independent Liberal candidate
Ind Mod	Independent Moderate
Ind Prog	Independent Progressive
L	Liberal Party
Lab	Labour Party
L All	Liberal/ Social Democratic Party Alliance
LD	Liberal Democrat
M All	Municipal Alliance
Mod	Moderate
MR	Municipal Reform
NFDS	National Federation of Discharged Servicemen
Prog	Progressive
Ref	Reform UK
Renew	Renew
Res	Residents or Ratepayers' Association
SA	Socialist Alliance
SDP All	Social Democratic Party/Liberal Alliance
SLA	Save London Alliance
Soc	Socialist
UKIP	United Kingdom Independence Party

Ward map of Wandsworth and Battersea: 1900-1959

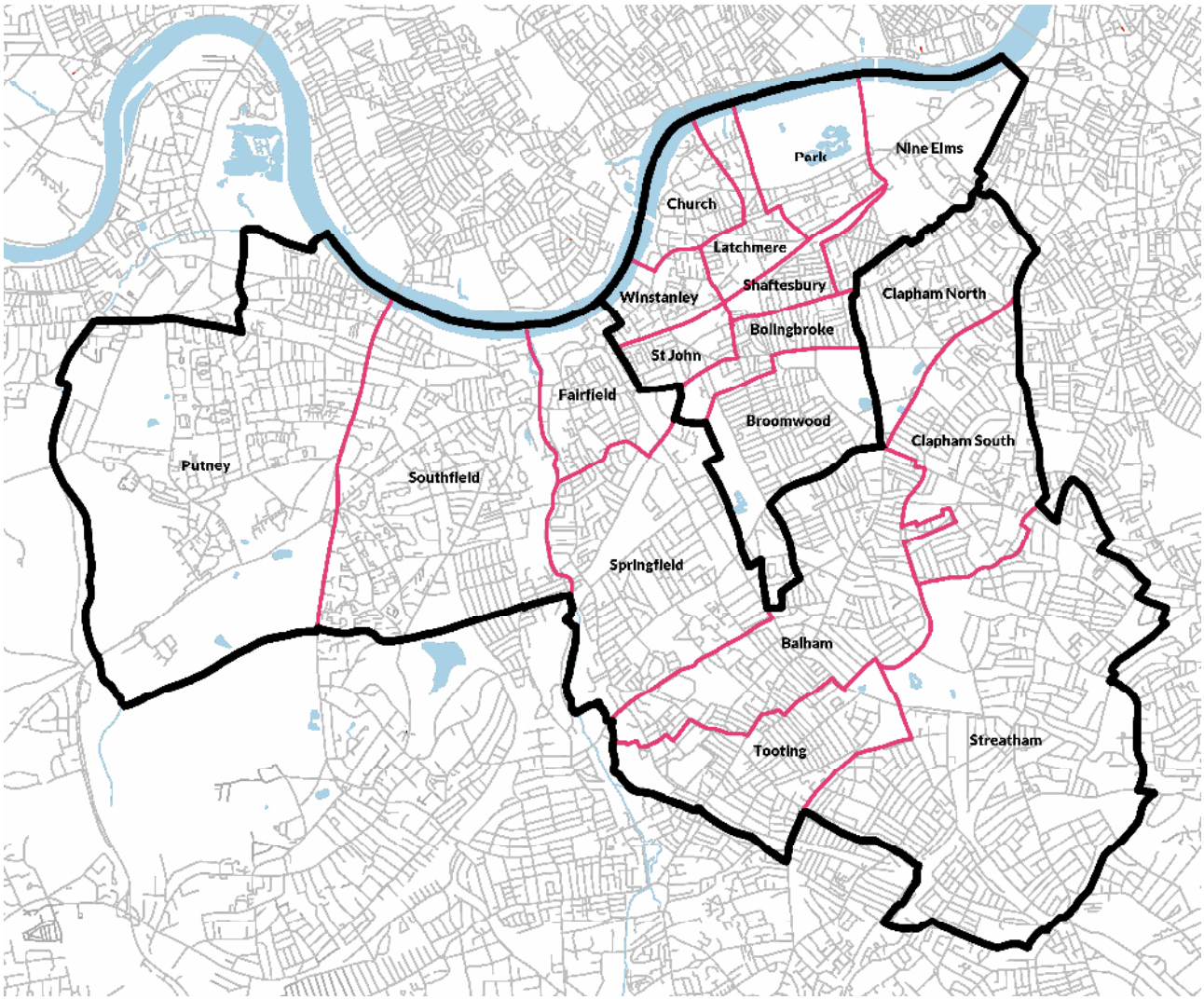

Note: most of the borough was far from as built-up as this in 1900

1900

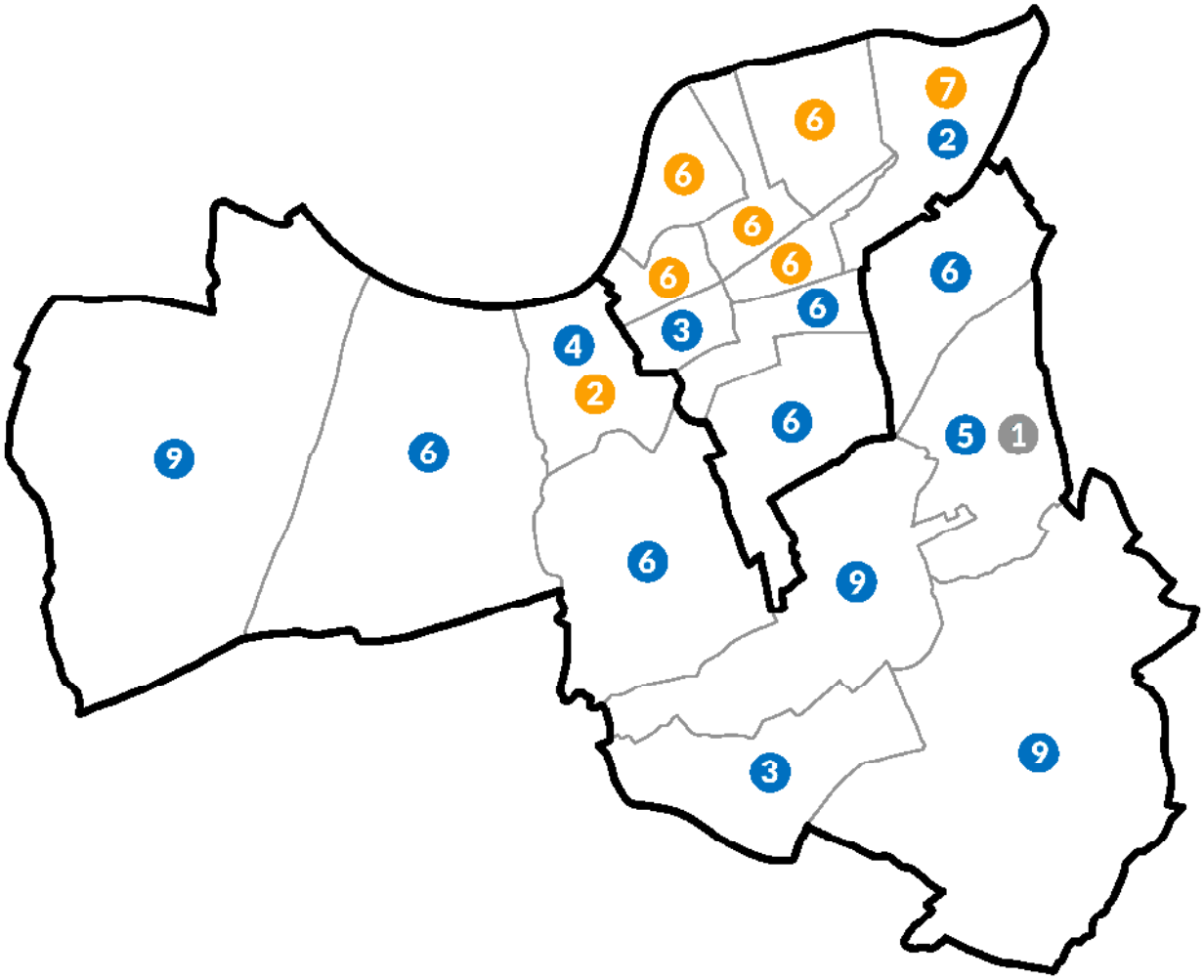

Battersea

Progressives	37
Municipal Alliance	17

Wandsworth

Moderates	57
Progressives	2
Independent Moderate	1

Bolingbroke

1900 electorate %turnout		3,385	54.6
Henry Arding	**M All**	**1,330**	**71.0**
Peter Haythornthwaite	**M All**	**1,222**	**65.2**
A. Sullivan	**M All**	**1,206**	**64.4**
S. Hale	**M All**	**1,205**	**64.3**
H. Bigden	**M All**	**1,192**	**63.6**
A. Bussell	**M All**	**1,037**	**55.4**
W. Adams	Prog	569	30.4
G. Idle	Prog	542	28.9
H. Wood	Prog	524	28.0
G. Hewett	Prog	501	26.7
A. West	Prog	500	26.7
F. Denning	Prog	484	25.8
J. Bursill	Ind	247	13.2
J. Aitken	Ind	62	3.3
	Maj	761	40.6
		653	34.8
		637	34.0
		636	33.9
		623	33.2
		468	25.0

Broomwood

1900 electorate %turnout		3,275	49.4
J. Cameron	**M All**	**1,314**	**81.0**
W. Raymond	**M All**	**1,290**	**79.5**
W. Fawcett	**M All**	**1,273**	**78.5**
T. Sheppard	**M All**	**1,266**	**78.0**
H. Smith	**M All**	**1,258**	**77.5**
J. Watts	**M All**	**1,238**	**76.3**
D. Evans	Prog	326	20.1
W. Gardner	Prog	307	18.9
F. Taylor	Prog	303	18.7
F. Knee	Prog	290	17.9
H. Hall	Prog	280	17.3
F. Willis	Prog	279	17.2
J.Bursill	Ind	52	3.2
	Maj	988	60.9
		964	59.4
		947	58.4
		940	57.9
		932	57.4
		912	56.2

Church

1900 electorate %turnout		3,251	56.7
J. Cassidy	**Prog**	**1,036**	**58.9**
A. Emery	**Prog**	**1,026**	**58.3**
J. Chown	**Prog**	**1,020**	**58.0**
A. Clist	**Prog**	**1,009**	**57.4**
H. Gedge	**Prog**	**984**	**55.9**
J. Livesey	**Prog**	**972**	**55.2**
A. Bridge	M All	819	46.6
W. Hammond	M All	748	42.5
H. Griffin	M All	744	42.3
G. King	M All	744	42.3
A. Hall	M All	734	41.7
R. Goymer	M All	720	40.9
		217	12.3
		207	11.7
		201	11.4
		190	10.8
		165	9.3
		153	8.6

Latchmere

1900 electorate %turnout		3,129	53.9
W. Lethbridge	**Prog**	**949**	**58.9**
W. Matthews	**Prog**	**943**	**58.5**
J. Brown	**Prog**	**927**	**57.5**
C. Joiner	**Prog**	**917**	**56.9**
C. Mason	**Prog**	**900**	**55.8**
A. Mounce	**Prog**	**863**	**53.5**
L. MacCrory	M All	750	46.5
G. Farmer	M All	717	44.5
E. Freeman	M All	709	44.0
C. Gay	M All	695	43.1
W. Morgan	M All	657	40.8
J. Parish	M All	646	40.1
		199	12.4
		193	12.0
		177	11.0
		167	10.4
		150	9.3
		113	7.0

Nine Elms

1900 electorate %turnout		4,308	46.6
A. Brown	**Prog**	**922**	**50.7**
A. Chapman	**Prog**	**914**	**50.2**
J. Enright	**Prog**	**909**	**49.9**
J. Allnutt	**M All**	**902**	**49.6**
R. Borgars	**Prog**	**894**	**49.1**
T. Burton	**Prog**	**891**	**49.0**
P. Brolly	**Prog**	**888**	**48.8**
H. Holloway	**M All**	**869**	**47.7**
A. Raynor	**Prog**	**847**	**46.5**
W. Garton	M All	833	45.8
T. Stokoe	M All	813	44.7
J. Storkey	Prog	803	44.1
F. Sharpe	M All	794	43.6
A. Gregory	M All	779	42.8
S. Sutton	M All	753	41.4
H. Morgan	M All	728	40.0
G. Smith	Prog	709	39.0
W. Wolsey	M All	708	38.9
A. Nobbs	Ind	277	15.2
C. Smith	Ind	170	9.3
J. Mathias	Ind	94	5.2
E. Morris	Ind	92	5.1
	maj	89	4.9
		81	4.4
		76	4.1
		99	5.5
		61	3.3
		58	3.2
		55	3.0
		66	3.6
		14	1.9

Park

1900 electorate %turnout		3,067	55.3
W. Davies	**Prog**	**1,150**	**72.4**
W. Jelley	**Prog**	**960**	**60.5**
G. Rogers	**Prog**	**947**	**59.6**
J. Lane	**Prog**	**942**	**59.3**
E. Marshall	**Prog**	**935**	**58.9**
W. Watts	**Prog**	**895**	**56.4**
H. Harley	M All	699	44.0
E. Hudson	M All	614	38.7
G. Rice	M All	613	38.6
G. Bull	M All	606	38.2
S. Mayzes	M All	600	37.8
W. Pitt	M All	566	35.6
	Maj	451	28.4
		261	16.5
		248	15.6
		243	15.3
		236	14.9
		196	12.4

St John

1900 electorate %turnout		1,432	59.5
L. McManus	**M All**	**689**	**83.8**
J. Astill	**M All**	**628**	**76.3**
J. Ramsey	**M All**	**585**	**71.1**
H. Barnes	Prog	201	24.4
E. Argent	Prog	183	22.2
W. Peck	Prog	182	22.1
	Maj	488	59.4
		427	51.9
		384	46.7

Shaftesbury

1900 electorate %turnout		2,969	52.7
W. May	**Prog**	**936**	**59.7**
J. Oswald	**Prog**	**899**	**57.4**
E. Marshall	**Prog**	**896**	**57.2**
H. Giles	**Prog**	**894**	**57.0**
W. Willis	**Prog**	**890**	**56.8**
J. Rogers	**Prog**	**866**	**55.3**
J. Cameron	M All	643	41.0
W. Godfrey	M All	617	39.4
G. Gathercole	M All	603	38.5
J. Shearme	M All	575	36.7
W. Mills	M All	574	36.6
E. Strange	M All	560	35.7
J. Aitken	Ind	75	4.8
	Maj	293	18.7
		256	16.4
		253	16.2
		251	16.0
		247	15.8
		223	14.3

Winstanley

1900 electorate %turnout		3,360	52.7
W. Ivens	**Prog**	**997**	**59.5**
H. Paskell	**Prog**	**987**	**58.9**
A. Ward	**Prog**	**979**	**58.4**
T. Waterland	**Prog**	**976**	**58.2**
J. Tough	**Prog**	**961**	**57.3**
F. Wall	**Prog**	**950**	**56.7**
G. Hunt	M All	741	44.2
S. Whitmee	M All	710	42.3
A. Ottewell	M All	708	42.2
B. Heaviside	M All	694	41.4
F. Ryan	M All	683	40.7
E. Watts	M All	674	40.2
	Maj	256	15.3
		246	14.7
		238	14.2
		235	14.1
		220	13.1
		209	12.5

Balham

1900 electorate %turnout		5,783	-
C. Ashdown	**Mod**	**Unop**	**-**
W. Barwell	**Mod**	**Unop**	**-**
W. Dickinson	**Mod**	**Unop**	**-**
B. Hare	**Mod**	**Unop**	**-**
William Hunt	**Mod**	**Unop**	**-**
W. Penfold	**Mod**	**Unop**	**-**
R. Phillips	**Mod**	**Unop**	**-**
R. Sadler	**Mod**	**Unop**	**-**
R. Simpson	**Mod**	**Unop**	**-**
	Maj	incalculable	

Clapham North

1900 electorate %turnout		4,808	47.6
A. Carpenter	**Mod**	**1,244**	**48.8**
H. Osburn	**Mod**	**1,225**	**48.1**
T. Young	**Mod**	**1,181**	**46.3**
A. Mursell	**Mod**	**1,169**	**45.9**
J. Lethbridge	**Mod**	**1,148**	**45.0**
J. Gibson	**Mod**	**1,127**	**44.2**
E. Pannett	Prog	830	32.6
W. Chalkley	Prog	751	29.5
F. Corben	Prog	751	29.5
J. Stables	Prog	733	28.8
P. Meredith	Prog	720	28.2
S. Wimhurst	Prog	655	25.7
H. Bulcraig	Ind	506	19.8
D. Bartlett	Lab	161	6.3
A. Strugnell	Lab	123	4.8
H. Crisp	Lab	122	4.8
W. Paul	Lab	110	4.3
G. Hallas	Lab	88	3.4
	Maj	414	16.2 ●
		395	15.5 ●
		351	13.7 ●
		339	13.3 ●
		318	12.4 ●
		297	11.6 ●

Clapham South

1900 electorate %turnout		3,839	40.7
L. Somerfield	**I Mod**	**1,006**	**47.7**
John Lidiard	**Mod**	**617**	**29.2**
W. Dunkley	**Mod**	**616**	**29.2**
Thomas Comins	**Mod**	**607**	**28.8**
A. Oxley	**Mod**	**595**	**28.2**
G. Gilchrist	**Mod**	**591**	**28.0**
W. Parry	Mod	571	27.1
H. Buchan	Ind	504	23.9
	Maj	389	20.0 ●
		113	5.3 ●
		112	5.3 ●
		103	4.9 ●
		91	4.3 ●
		87	4.1 ●

Fairfield

1900 electorate %turnout		3,726	53.4
M. Robinson	**Mod**	**1,105**	**45.9**
A. Littlechild	**Mod**	**985**	**40.9**
H. Jones	**Mod**	**942**	**39.1**
J. Maltby	**Mod**	**871**	**36.2**
J. Luscombe	**Prog**	**862**	**35.8**
A. Forward	**Prog**	**857**	**35.6**
E. Golds	Mod	834	34.6
T. Tucker	Mod	831	34.5
S. Collins	Prog	829	34.4
G. Sellers	Prog	750	31.1
J. Ward	Prog	748	31.1
J. Wilson	Prog	696	28.9
A. Wonham	Ind	690	28.7
	Maj	276	11.5 ●
		156	6.5 ●
		113	4.7 ●
		42	1.8 ●
		28	1.2 ●
		23	1.0 ●

Putney

1900 electorate %turnout		3,789	54.5
William Lancaster	**Mod**	**1,569**	**77.1**
J. Gay	**Mod**	**1,308**	**64.3**
J. Lindsey	**Mod**	**1,262**	**62.1**
J. Maples	**Mod**	**1,227**	**60.3**
D. Jackson	**Mod**	**1,211**	**59.5**
F. Lance	**Mod**	**1,180**	**58.0**
J. Craik	**Mod**	**1,154**	**56.7**
J. Keeling	**Mod**	**1,130**	**55.6**
J. Parker	**Mod**	**1,093**	**53.7**
Frank Newnes	Prog	894	44.0
E. Edmonds	Prog	641	31.5
J. Rennie	Prog	556	27.3
L. Tomalin	Prog	524	25.8
G. Miller	Prog	484	23.8
R. Smith	Prog	478	23.5
J. Ford	Prog	458	22.5
J. Stephens	Prog	456	22.4
G. Perrott	Prog	444	21.8
W. Bishop	Ind	309	15.2
H. Griffin	Ind	245	12.0
J. Davis	Ind	191	9.4
	Maj	675	33.1 ●
		414	20.3 ●
		368	18.1 ●
		333	18.1 ●
		317	16.3 ●
		286	15.5 ●
		260	12.7 ●
		236	11.6 ●
		199	9.7 ●

Southfield

1900 electorate %turnout		3,384	50.9
J. Rucker	**Mod**	**1,125**	**68.9**
S. Crewswell	**Mod**	**1,065**	**65.3**
H. Campbell	**Mod**	**1,042**	**63.9**
T. Kingston	**Mod**	**994**	**60.9**
E. Palmer	**Mod**	**974**	**59.7**
F. Single	**Mod**	**946**	**58.0**
C. Toms	Prog	659	40.4
A. Gridley	Prog	654	40.1
G. Wakeman	Prog	648	39.7
T. Settle	Prog	586	35.9
H. Idle	Prog	567	34.7
J. Seaman	Prog	530	32.5
	Maj	466	28.5 ●
		406	24.9 ●
		383	22.9 ●
		335	20.5 ●
		315	19.3 ●
		287	17.6 ●

Springfield

1900 electorate %turnout		3,753	41.5
W. Buchanan	**Mod**	**1,006**	**68.3**
G. Ennis	**Mod**	**951**	**64.6**
J. Wise	**Mod**	**901**	**61.2**
W. Harrison	**Mod**	**898**	**61.0**
J. Lorden	**Mod**	**883**	**60.0**
F. Liddington	**Mod**	**876**	**59.5**
G. Dyer	Prog	585	39.7
A. Kinnear	Prog	565	38.4
J. Mulliner	Prog	562	38.2
H. Wooderson	Prog	557	37.8
W. Mulliner	Prog	550	37.4
E. Wall	Prog	500	34.0
	Maj	421	28.6 ●
		366	24.9 ●
		316	21.5 ●
		313	21.3 ●
		298	20.3 ●
		291	19.8 ●

Streatham

1900 electorate %turnout		5,502	47.6
H. Hazell	**Mod**	**1,778**	**65.2**
C. Wellbourne	**Mod**	**1,655**	**60.7**
H. Martin	**Mod**	**1,644**	**60.3**
W. Daw	**Mod**	**1,585**	**58.1**
F. Lee	**Mod**	**1,573**	**57.6**
J. Rose	**Mod**	**1,541**	**56.5**
Y. Ling	**Mod**	**1,530**	**56.1**
T. Welton	**Mod**	**1,510**	**55.3**
S. Thompson	**Mod**	**1,496**	**54.8**
R. Essex	Prog	956	35.0
J. Henderson	Prog	892	32.7
J. Clark	Prog	813	29.8
F. Hollick	Prog	783	28.7
E. Wright	Prog	762	27.9
A. Hedges	Prog	756	27.7
H. Steele	Prog	713	26.1
S. Willis	Prog	555	20.3
J. Harding	Prog	496	18.2
J. Godfrey	Ind	391	14.3
	Maj	822	30.2 ●
		699	25.7 ●
		688	25.3 ●
		629	23.1 ●
		617	22.6 ●
		585	21.5 ●
		574	21.1 ●
		554	20.3 ●
		540	19.8 ●

Tooting

1900 electorate %turnout		2,105	35.6
J. Fisher	**Mod**	**409**	**71.7**
C. Lucas	**Mod**	**395**	**69.2**
John Anderson	**Mod**	**380**	**66.6**
J. Robertson	Prog	276	48.4
T. MacVeagh	Prog	76	13.3
	Maj	133	23.3 ●
		119	20.8 ●
		104	18.2 ●

Summary of election results

Battersea	Year	Elec	%Poll	M All	Prog	Ind
Bolingbroke	1900	3,385	54.6	64.0	27.8	8.2
Broomwood	1900	3,275	49.4	78.5	18.3	3.2
Church	1900	3,251	56.7	41.3	58.7	
Latchmere	1900	3,129	53.9	43.1	56.9	
Nine Elms	1900	4,308	46.6	43.8	47.5	8.7
Park	1900	3,067	55.3	38.8	61.2	
St John	1900	1,432	59.5	77.1	22.9	
Shaftesbury	1900	2,969	52.7	38.0	57.2	4.8
Winstanley	1900	3,360	52.7	41.8	58.2	

Wandsworth	Year	Elec	%Poll	Mod	Lab	Prog	Ind	Ind Mod
Balham	1900	5,783	-	8 Unop				
Clapham North	1900	4,808	47.6	46.4	4.7	29.0	19.8	
Clapham South	1900	3,839	40.7	28.4			239	47.7
Fairfield	1900	3,726	53.4	38.5		32.8	28.7	
Putney	1900	3,789	54.5	60.8		27.0	12.2	
Southfield	1900	3,384	50.9	62.8		37.2		
Springfield	1900	3,753	41.5	62.4		37.6		
Streatham	1900	5,502	47.6	58.3		27.4	14.3	
Tooting	1900	2,105	35.6	69.2		30.8		

Councillors' majorities 1900

Battersea

1.	A. Raynor	Nine Elms	14	1.9
2.	H. Holloway	Nine Elms	66	3.6
3.	P. Brolly	Nine Elms	55	3.0
4.	T. Burton	Nine Elms	58	3.2
5.	R. Borgars	Nine Elms	61	3.3
6.	J. Allnutt	Nine Elms	99	5.5
7.	J. Enright	Nine Elms	76	4.1
8.	A. Chapman	Nine Elms	81	4.4
9.	A. Brown	Nine Elms	89	4.9
10.	A. Mounce	Latchmere	113	7.0
11.	J. Livesey	Church	153	8.6
12.	C. Mason	Latchmere	150	9.3
13.	H. Gedge	Church	165	9.3
14.	C. Joiner	Latchmere	167	10.4
15.	A. Clist	Church	190	10.8
16.	J. Brown	Latchmere	177	11.0
17.	J. Chown	Church	201	11.4
18.	A. Emery	Church	207	11.7
19.	W. Matthews	Latchmere	193	12.0
20.	J. Cassidy	Church	217	12.3
21.	W. Lethbridge	Latchmere	199	12.4
22.	W. Watts	Park	196	12.4
23.	F. Wall	Winstanley	209	12.5
24.	J. Tough	Winstanley	220	13.1
25.	T. Waterland	Winstanley	235	14.1
26.	A. Ward	Winstanley	238	14.2
27.	J. Rogers	Shaftesbury	223	14.3
28.	H. Paskell	Winstanley	246	14.7
29.	E. Marshall	Park	236	14.9
30.	W. Ivens	Winstanley	256	15.3
31.	J. Lane	Park	243	15.3
32.	G. Rogers	Park	248	15.6
33.	W. Willis	Shaftesbury	247	15.8
34.	H. Giles	Shaftesbury	251	16.0
35.	E. Marshall	Shaftesbury	253	16.2
36.	J. Oswald	Shaftesbury	256	16.4
37.	W. Jelley	Park	261	16.5
38.	W. May	Shaftesbury	293	18.7
39.	A. Bussell	Bolingbroke	468	25.0
40.	W. Davies	Park	451	28.4
41.	H. Bigden	Bolingbroke	623	33.2
42.	S. Hale	Bolingbroke	636	33.9
43.	A. Sullivan	Bolingbroke	637	34.0
44.	Peter Haythornthwaite	Bolingbroke	653	34.8
45.	Henry Arding	Bolingbroke	761	40.6
46.	J. Ramsey	St John	384	46.7
47.	J. Astill	St John	427	51.9
48.	J. Watts	Broomwood	912	56.2
49.	H. Smith	Broomwood	932	57.4
50.	T. Sheppard	Broomwood	940	57.9
51.	W. Fawcett	Broomwood	947	58.4
52.	L. McManus	St John	488	59.4
53.	W. Raymond	Broomwood	964	59.4
54.	J. Cameron	Broomwood	988	60.9

Wandsworth

1.	A. Forward	Fairfield	23	1.0
2.	J. Luscombe	Fairfield	28	1.2
3.	J.Maltby	Fairfield	42	1.8
4.	G. Gilchrist	Clapham South	87	4.1
5.	A. Oxley	Clapham South	91	4.3
6.	H. Jones	Fairfield	113	4.7
7.	Thomas Comins	Clapham South	103	4.9
8.	W. Dunkley	Clapham South	112	5.3
9.	John Lidiard	Clapham South	113	5.3
10.	A. Littlechild	Fairfield	156	6.5
11.	J. Parker	Putney	199	9.7
12.	M. Robinson	Fairfield	276	11.5
13.	J. Keeling	Putney	236	11.6
14.	J. Gibson	Clapham North	297	11.6
15.	J. Lethbridge	Clapham North	318	12.4
16.	J. Craik	Putney	260	12.7
17.	A. Mursell	Clapham North	339	13.3
18.	T. Young	Clapham North	351	13.7
19.	F. Lance	Putney	286	15.5
20.	H. Osburn	Clapham North	395	15.5
21.	D. Jackson	Putney	317	16.3
22.	A. Carpenter	Clapham North	414	16.5
23.	F. Single	Southfield	287	17.6
24.	J. Maples	Putney	333	18.1
25.	J. Lindsey	Putney	368	18.1
26.	John Anderson	Tooting	104	18.2
27.	E. Palmer	Southfield	315	19.3
28.	F. Liddington	Springfield	291	19.8
29.	S. Thompson	Streatham	540	19.8
30.	L. Somerfield	Clapham South	389	20.0
31.	J. Lorden	Springfield	298	20.3
32.	J. Gay	Putney	414	20.3
33.	T. Welton	Streatham	554	20.3
34.	T. Kingston	Southfield	335	20.5
35.	C. Lucas	Tooting	119	20.8
36.	Y. Ling	Streatham	574	21.1
37.	W. Harrison	Springfield	313	21.3
38.	J. Wise	Springfield	316	21.5
39.	J. Rose	Streatham	585	21.5
40.	F. Lee	Streatham	617	22.6
41.	H. Campbell	Southfield	383	22.9
42.	W. Daw	Streatham	629	23.1
43.	J. Fisher	Tooting	133	23.3
44.	S. Crewswell	Southfield	406	24.9
45.	G. Ennis	Springfield	366	24.9
46.	H. Martin	Streatham	688	25.3
47.	C. Wellbourne	Streatham	699	25.7
48.	J. Rucker	Southfield	466	28.5
49.	W. Buchanan	Springfield	421	28.6
50.	H. Hazell	Streatham	822	30.2
51.	William Lancaster	Putney	675	33.1
52.	R. Simpson	Balham	Unopposed	
53.	R. Sadler	Balham	Unopposed	
54.	R. Phillips	Balham	Unopposed	
55.	W. Penfold	Balham	Unopposed	
56.	William Hunt	Balham	Unopposed	
57.	B. Hare	Balham	Unopposed	
58.	W. Dickinson	Balham	Unopposed	
59.	W. Barwell	Balham	Unopposed	
60.	C. Ashdown	Balham	Unopposed	

1903

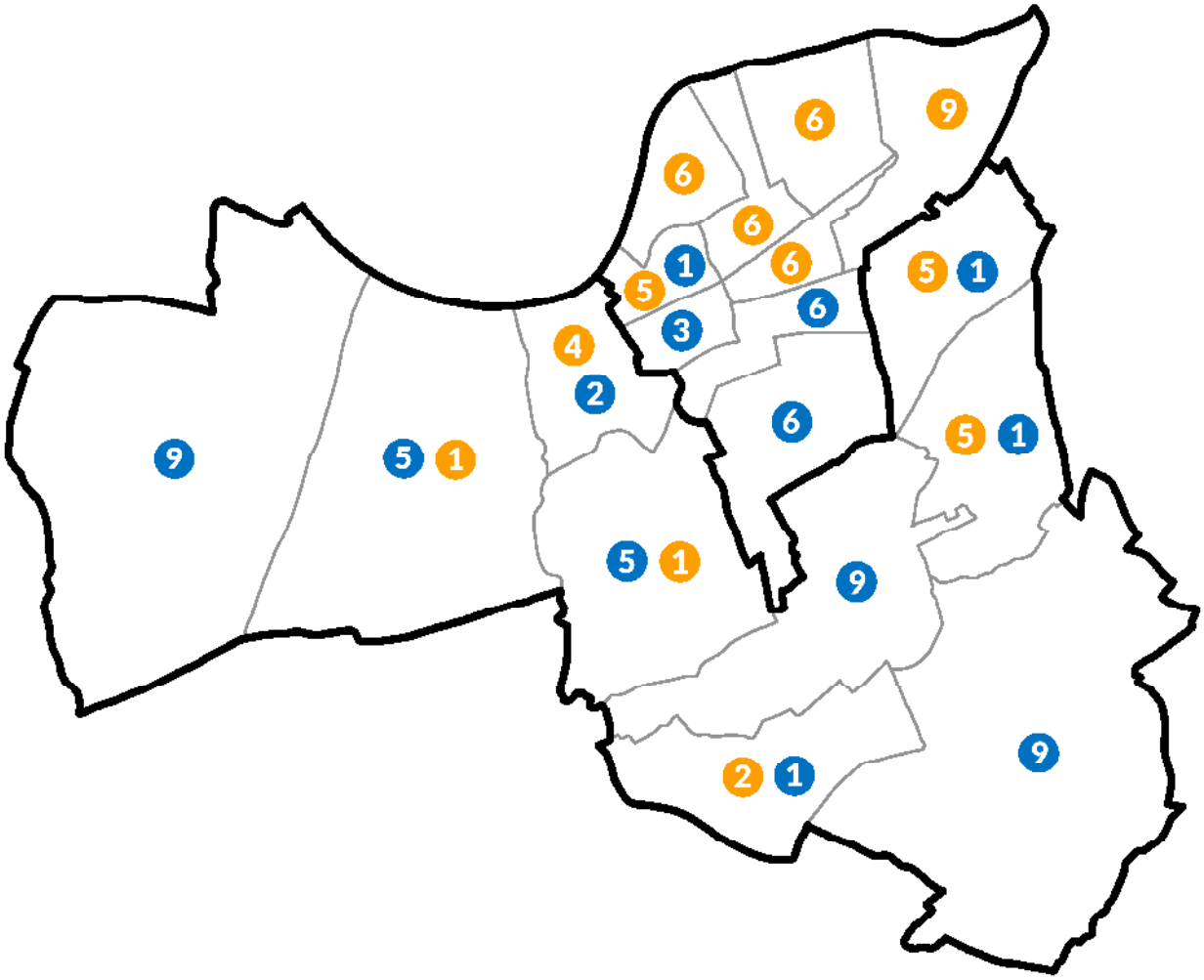

Battersea

Progressives	38
Municipal Alliance	16

Wandsworth

Moderates	42
Progressives	18

Bolingbroke

1903 electorate %turnout		3,487	47.5	- 7.1
***P. Haythornthwaite**	**M All**	**1,067**	**66.7**	**+ 1.1**
***S. Hale**	**M All**	**1,035**	**64.7**	**+ 4.4**
***A. Bussell**	**M All**	**1,003**	**62.7**	**+ 3.2**
***H. Bigden**	**M All**	**998**	**62.3**	**+ 2.9**
W. Manser	**M All**	**995**	**62.1**	**+ 3.3**
J. Lower	**M All**	**993**	**62.0**	**+10.9**
M. Davis	Prog	599	37.4	+ 9.3
E. Longman	Prog	597	37.3	+10.6
J. Storkey	Prog	597	37.3	+11.5
F. Denning	Prog	595	37.2	+12.5
J. Micklefield	Prog	570	35.6	+10.9
R. Edmondson	Prog	555	34.7	+10.8
4.7% swing M All to Prog	Maj	468	29.3	
		436	27.3	
		404	25.3	
		399	24.9	
		396	24.7	
		394	24.6	

Broomwood

1903 electorate %turnout		3,616	49.5	+ 0.1
W. Hammond	**M All**	**1,266**	**74.6**	**- 6.4**
***W. Raymond**	**M All**	**1,244**	**73.3**	**- 6.2**
J. Ranson	**M All**	**1,228**	**72.4**	**- 6.1**
***H. Smith**	**M All**	**1,226**	**72.3**	**- 5.7**
J. Richards	**M All**	**1,225**	**72.2**	**- 5.3**
***T. Sheppard**	**M All**	**1,201**	**70.8**	**- 5.5**
W. Evans	Prog	516	30.4	+10.3
J.Joselin	Prog	511	30.1	+11.2
A. Bailey	Prog	454	26.8	+ 8.1
T. Sanders	Prog	453	26.7	+ 8.8
T. Simmons	Prog	441	26.0	+ 8.7
E. Turner	Prog	416	24.5	+ 7.3
7.5% swing M All to Prog	Maj	750	44.2	
		728	42.9	
		712	42.0	
		710	41.9	
		709	41.8	
		685	40.4	

Church

1903 electorate %turnout		3,280	54.1	- 2.6
***J. Chown**	**Prog**	**948**	**56.6**	**- 2.3**
***A. Emery**	**Prog**	**923**	**55.1**	**- 2.8**
W. Greaney	**Prog**	**906**	**54.1**	**- 3.9**
***A. Clist**	**Prog**	**884**	**52.7**	**- 4.7**
F. Wall	**Prog**	**868**	**51.8**	**- 4.1**
A. West	**Prog**	**864**	**51.6**	**- 3.6**
H. Marchant	M All	490	29.2	- 17.4
T. Lomas	M All	473	28.2	- 14.3
T. Costar	M All	469	28.0	- 14.3
W. Godfrey	M All	468	27.9	- 14.4
E. Fewings	M All	434	25.9	- 15.8
F. Winchester	M All	429	25.6	- 15.3
A. Shillito	Ind Prog	356	21.2	
C. Cecil	Ind Prog	336	20.0	
E. Argent	Ind Prog	331	19.7	
*J. Livesey	Ind Prog	316	18.9	
W. Ashcroft	Ind Prog	291	17.4	
D. Evans	Ind Prog	270	16.1	
4.4% swing M All to Prog		458	25.9	
		433	24.9	
		416	23.5	
		394	23.5	
		378	22.6	
		374	22.4	

Latchmere

1903 electorate %turnout		3,246	53.6	- 0.3
W. Andrews	**Prog**	**964**	**57.4**	**- 1.5**
T. Alton	**Prog**	**952**	**56.7**	**- 1.8**
***J. Brown**	**Prog**	**949**	**56.5**	**- 1.0**
***C. Mason**	**Prog**	**941**	**56.1**	**- 0.8**
B. Price	**Prog**	**917**	**54.6**	**- 1.2**
H. Newell	**Prog**	**906**	**54.0**	**+ 0.5**
J. Berry	M All	785	46.8	+ 0.3
L. Macrory	M All	765	45.6	+ 1.1
A. Hall	M All	741	44.1	+ 0.1
G. Cooper	M All	735	43.7	+ 0.6
C. Gay	M All	722	43.0	+ 2.2
E. Wells	M All	696	41.5	+ 1.4
1.0% swing M All to Prog		179	10.6	
		167	9.9	
		164	9.8	
		156	9.4	
		132	7.8	
		121	7.2	

Nine Elms

GAIN 2

1903 electorate %turnout		4,451	45.8	- 0.8
***A. Raynor**	**Prog**	**1,115**	**60.0**	**+ 9.3**
***A. Chapman**	**Prog**	**1,097**	**59.1**	**+ 8.9**
E. Taylor	**Prog**	**1,083**	**58.3**	**+ 8.4**
***R. Borgars**	**Prog**	**1,067**	**57.4**	**+ 8.3**
W. Adams	**Prog**	**1,059**	**57.0**	**+ 8.0**
***P. Brolly**	**Prog**	**1,047**	**56.4**	**+ 7.6**
W. Thomas	**Prog**	**1,013**	**54.5**	**+ 8.0**
J. Storkey	**Prog**	**1,009**	**54.3**	**+10.2**
W. Rines	**Prog**	**1,002**	**53.9**	**+14.9**
T. Stokoe	M All	899	48.4	- 1.2
*J. Allnutt	M All	876	47.2	- 0.5
A. Nobbs	M All	872	46.9	+ 1.1
*H. Holloway	M All	843	47.0	+ 2.3
W. Garton	M All	780	42.0	- 1.6
B. Ames	M All	767	41.3	- 1.5
H. Spanner	M All	760	40.9	- 0.5
J. Woodward	M All	715	38.5	- 1.5
H. Morgan	M All	714	38.4	- 0.5
4.95% swing M All to Prog	Maj	216	11.6	
		198	10.7	
		184	9.9	
		168	9.0	
		160	8.6	
		148	8.0	
		114	6.1	
		110	5.9	
		103	5.5	

Park

1903 electorate %turnout		3,081	52.6	- 2.7
***W. Davies**	**Prog**	**1,069**	**70.0**	**- 2.4**
J. Cassidy	**Prog**	**983**	**64.4**	**+ 3.9**
***J. Lane**	**Prog**	**950**	**62.2**	**+ 2.6**
I. Newman	**Prog**	**927**	**60.7**	**+ 1.4**
***G. Rogers**	**Prog**	**913**	**59.8**	**+ 0.9**
***W. Watts**	**Prog**	**902**	**59.1**	**+ 2.7**
G. Auborn	M All	601	39.3	- 4.7
T. Barrett	M All	593	38.8	+ 0.1
F. Priddis	M All	568	37.2	- 1.4
J. Thomas	M All	566	37.1	- 1.1
E. Collins	M All	565	37.0	- 0.8
A. Runeckles	M All	528	34.6	- 1.0
1.5% swing M All to Prog	Maj	468	30.7	
		382	25.1	
		349	22.9	
		326	21.4	
		312	20.5	
		301	19.8	

St John

1903 electorate %turnout		1,438	49.3	- 10.2
***J. Astill**	**M All**	**459**	**66.2**	**- 17.6**
H. Dennis	**M All**	**429**	**61.9**	**- 14.4**
***J. Ramsey**	**M All**	**424**	**61.2**	**- 9.9**
G. Adams	Prog	270	38.9	+14.5
*T. Waterland	Prog	255	36.8	+14.6
F. Worthy	Prog	243	35.0	+12.9
14.0% swing M All to Prog	Maj	189	27.3	
		159	23.0	
		154	22.3	

Shaftesbury

1903 electorate %turnout		3,022	53.2	+ 0.5
T. Edwards	**Prog**	**905**	**58.0**	**- 1.7**
***W. May**	**Prog**	**890**	**57.1**	**- 0.3**
***J. Oswald**	**Prog**	**859**	**55.1**	**- 2.1**
F. Willis	**Prog**	**842**	**54.0**	**- 3.0**
***J. Rogers**	**Prog**	**817**	**52.4**	**- 4.4**
***A. Mounce**	**Prog**	**802**	**51.4**	**- 3.9**
C. Tinniswood	M All	508	32.6	- 8.4
J. Thomas	M All	477	30.6	- 8.8
W. Coleman	M All	476	30.5	- 8.0
W. Mills	M All	475	30.5	- 6.2
A. Powell	M All	471	30.2	- 6.4
W. Mills	M All	451	28.9	- 6.8
J. Holloway	Ind Prog	325	20.8	
*E. Marshall	Ind Prog	231	14.8	
A. Brown	Ind Prog	228	14.6	
J. Soper	Ind Prog	223	14.3	
C. Joiner	Ind Prog	219	14.0	
J. Simpson	Ind Prog	159	10.2	
2.45% swing M All to Prog	Maj	397	25.4	
		382	24.5	
		351	22.5	
		334	21.4	
		309	19.8	
		294	18.8	

Winstanley

GAIN 1

1903 electorate %turnout		3,113	51.9	- 0.8
C. Mann	**Prog**	**852**	**58.3**	**- 1.2**
J. Murray	**Prog**	**841**	**57.5**	**- 1.4**
S. Marsh	**Prog**	**834**	**57.0**	**- 1.4**
T. Hastie	**Prog**	**831**	**56.8**	**- 1.4**
***L. McManus**	**M All**	**818**	**55.9**	**+11.7**
G. Pearce	**Prog**	**806**	**55.1**	**- 2.2**
W. Scott	Prog	759	51.9	- 4.8
W. Curtis	M All	620	42.4	+ 0.1
S. Whitmee	M All	618	42.3	+ 0.1
G. Ninnes	M All	615	42.1	+ 0.7
H. Paskell	M All	609	41.6	+ 0.9
W. Peck	M All	572	39.1	+ 1.1
2.1% swing Prog to M All	Maj	232	15.9	
		221	15.1	
		214	14.6	
		211	14.4	
		59	4.0	
		186	12.7	

Balham

1903 electorate %turnout		7,286	35.1	-
William Hunt	**Mod**	**1,435**	**52.2**	**-**
P. Aldridge	**Mod**	**1,405**	**51.1**	**-**
H. Nightingale	**Mod**	**1,395**	**50.8**	**-**
***W. Penfold**	**Mod**	**1,338**	**48.7**	**-**
L. Evans	**Mod**	**1,333**	**48.5**	**-**
A. Shaw	**Mod**	**1,330**	**48.4**	**-**
G. Middleton	**Mod**	**1,298**	**47.2**	**-**
***R. Phillips**	**Mod**	**1,260**	**45.8**	**-**
J. Roberts	**Mod**	**1,217**	**44.3**	**-**
W. Pepper	Prog	1,203	43.8	-
E. Sanders	Prog	1,071	39.0	-
A. Sullivan	Prog	1,056	38.4	-
G. Hewitt	Prog	1,054	38.4	-
G. Surridge	Prog	1,005	36.6	-
W. Greig	Ind	336	12.2	-
Swing incalculable	Maj	232	8.4	
		202	7.3	
		192	7.0	
		135	4.9	
		130	4.7	
		127	4.6	
		95	3.4	
		57	2.0	
		14	0.5	

Clapham North

GAIN 5

1903 electorate %turnout		5,218	47.5	- 0.1
H. Bulcraig	**Prog**	**1,364**	**59.8**	**+27.2**
F. Corben	**Prog**	**1,181**	**51.8**	**+22.3**
E. Pannett	**Prog**	**1,180**	**51.7**	**+22.2**
H. Somerfield	**Prog**	**1,167**	**51.1**	**+22.3**
W. Chalkley	**Prog**	**1,163**	**51.0**	**+22.8**
***A. Carpenter**	**Mod**	**1,147**	**50.3**	**+ 1.5**
R. Kent	Prog	1,142	50.0	+24.3
A. Webber	Mod	1,107	48.5	+ 0.4
*T. Young	Mod	1,099	48.2	+ 1.9
J. Hare	Mod	1,079	47.3	+ 1.4
*J. Gibson	Mod	1,048	45.9	+ 0.9
*A. Mursell	Mod	1,015	44.5	+ 0.3
11.3% swing Mod to Prog	Maj	257	11.3	
		74	3.3	
		73	3.2	
		60	2.6	
		56	2.5	
		5	0.3	

Clapham South

GAIN 5

1903 electorate %turnout		4,759	50.4	+ 9.7
J. Kipling	**Prog**	**1,323**	**60.5**	
T. Ball	**Prog**	**1,217**	**55.7**	
J. Busfield	**Mod**	**1,197**	**54.7**	**+25.5**
C. Colman	**Prog**	**1,191**	**54.5**	
Alexander Glegg	**Prog**	**1,149**	**52.5**	
F. Young	**Prog**	**1,129**	**51.6**	
H. Welch	Prog	1,080	49.4	
*Thomas Comins	Mod	1,035	47.3	+18.1
W. Parry	Mod	1,032	47.2	+18.4
J. Cope	Mod	934	42.7	+14.5
*John Lidiard	Mod	918	42.0	+14.0
A. Grautoff	Mod	914	41.8	+14.7
swing incalculable	Maj	288	13.2	
		182	8.4	
		117	7.4	
		156	7.2	
		114	5.2	
		94	4.3	

Fairfield

GAIN 2

1903 electorate %turnout		3,958	47.5	- 5.9
***J. Luscombe**	**Prog**	**977**	**56.7**	**+20.9**
***A. Littlechild**	**Mod**	**926**	**53.8**	**+ 7.9**
H. Spink	**Prog**	**907**	**52.7**	**+17.1**
J. Mulliner	**Prog**	**905**	**52.5**	**+18.1**
***M. Robinson**	**Mod**	**903**	**52.4**	**+11.5**
A. Gridley	**Prog**	**890**	**51.7**	**+20.6**
J. Seaman	Prog	859	49.9	+18.8
G. Sellers	Prog	836	48.5	+19.6
M. Riches	Mod	831	48.2	+ 9.1
L. Williams	Mod	824	47.8	+11.6
D. Williams	Mod	753	43.7	+ 9.1
A. White	Mod	724	42.0	+ 7.5
4.85% swing Mod to Prog	Maj	146	8.5	
		76	4.5	
		74	4.3	
		67	3.9	
		59	3.5	
		44	2.5	

Putney

1903 electorate %turnout		4,652	52.5	- 2.0
***J. Lindsey**	**Mod**	**1,508**	**69.7**	**- 7.4**
***J. Gay**	**Mod**	**1,448**	**66.9**	**+ 2.6**
J. Radford	**Mod**	**1,356**	**62.6**	**+ 0.5**
G. Danielli	**Mod**	**1,354**	**62.5**	**+ 2.2**
J. Walker	**Mod**	**1,349**	**62.3**	**+ 2.8**
***D. Jackson**	**Mod**	**1,343**	**62.0**	**+ 4.0**
***J. Parker**	**Mod**	**1,322**	**61.1**	**+ 4.4**
***F. Lance**	**Mod**	**1,299**	**60.0**	**+ 4.4**
C. Fitch	**Mod**	**1,262**	**58.3**	**+ 4.6**
A. Matthias	Prog	1,015	46.9	+ 2.9
H. Shearn	Prog	983	45.4	+13.9
E. Edmonds	Prog	928	42.9	+11.4
A. Rowland	Prog	840	38.8	+13.0
R. Tweedie-Smith	Prog	801	37.0	+13.2
T. Clarkson	Prog	750	34.6	+11.1
T. Baird	Prog	742	34.3	+11.8
G. Miller	Prog	742	34.3	+11.9
G.Perrott	Prog	444	20.5	- 1.3
4.1% swing Mod to Prog	Maj	493	22.8 ●	
		433	20.0 ●	
		341	15.7 ●	
		339	15.6 ●	
		334	15.4 ●	
		328	15.1 ●	
		307	14.2 ●	
		284	13.1 ●	
		247	11.4 ●	

Southfield

GAIN 1

1903 electorate %turnout		4,352	48.0	- 2.9
***J. Rucker**	**Mod**	**1,190**	**46.2**	**- 22.7**
***S. Crewswell**	**Mod**	**1,033**	**40.1**	**- 25.2**
***H. Campbell**	**Mod**	**1,030**	**40.0**	**- 23.9**
F. Bulstrode	**Mod**	**1,018**	**39.5**	**- 21.4**
***F. Single**	**Mod**	**940**	**36.5**	**- 23.2**
C. Toms	**Prog**	**932**	**36.2**	**- 4.2**
F. Stroud	Mod	917	35.6	- 22.4
F. Parker	Prog	778	30.2	- 9.9
*E. Palmer	Ind Mod	769	29.8	
C. Cooper	Prog	760	29.5	- 10.2
W. Hall	Prog	750	29.1	- 6.8
A. Pitts	Prog	712	27.6	- 4.9
8.25% swing Mod to Prog	Maj	412	16.0 ●	
		255	9.9 ●	
		252	9.8 ●	
		240	9.3 ●	
		162	6.3 ●	
		15	0.6 ●	

Springfield

GAIN 1

1903 electorate %turnout		4,470	46.9	- 5.4
***W. Buchanan**	**Mod**	**1,097**	**55.6**	**- 12.7**
J. Hennell	**Prog**	**1,061**	**53.8**	**+14.1**
***J. Lorden**	**Mod**	**1,021**	**51.8**	**- 12.8**
D. Craig	**Mod**	**1,013**	**51.3**	**- 9.9**
***J. Wise**	**Mod**	**1,010**	**51.1**	**- 9.9**
***W. Harrison**	**Mod**	**1,002**	**50.8**	**- 9.2**
W, Milestone	Mod	989	50.1	- 9.4
L. Dell	Prog	982	49.8	+11.4
E. Wall	Prog	936	47.4	+ 9.2
G. Goodley	Prog	922	46.7	+ 8.9
H. Shears	Prog	907	46.0	+ 8.6
G. Lawrence	Prog	897	45.5	+11.5
10.6% swing Mod to Prog	Maj	115	5.8 ●	
		72	3.7 ●	
		39	2.0 ●	
		31	1.5 ●	
		28	1.3 ●	
		13	1.0 ●	

Streatham

1903 electorate %turnout		6,737	42.9	- 4.7
J. Curtis	**Mod**	**1,845**	**60.7**	**- 4.5**
***W. Daw**	**Mod**	**1,688**	**55.5**	**- 5.2**
W. Hewett	**Mod**	**1,678**	**55.2**	**- 5.1**
***T. Ling**	**Mod**	**1,665**	**54.8**	**- 3.3**
***J. Rose**	**Mod**	**1,649**	**54.2**	**- 3.4**
G. Laceby	**Mod**	**1,622**	**53.3**	**- 3.2**
L. Sommerfeld	**Mod**	**1,619**	**53.2**	**- 2.9**
***T. Welton**	**Mod**	**1,600**	**52.6**	**- 2.7**
J. Warter	**Mod**	**1,592**	**52.4**	**- 2.4**
J. Clark	Prog	1,121	36.9	+ 1.9
E. Woodroffe	Prog	1,083	35.6	+ 2.9
J. Compston	Prog	1,077	35.4	+ 5.6
J. Brough	Prog	1,067	35.1	+ 7.4
E. Wright	Prog	1,034	34.0	+13.7
William Hunt	Prog	993	32.7	+14.5
J. Godfrey	Ind	330	10.9	- 3.4
T. Hobbs	Ind	302	9.9	
5.55% swing Mod to Prog	Maj	724	23.8 ●	
		567	18.6 ●	
		557	18.3 ●	
		544	17.9 ●	
		528	17.3 ●	
		501	16.4 ●	
		498	16.3 ●	
		479	15.7 ●	
		471	15.5 ●	

Tooting

1903 electorate %turnout		3,174	48.6	+13.0
B. Allen	**Prog**	**890**	**61.5**	**+13.1**
C. Swain	**Mod**	**654**	**45.2**	**- 26.5**
W. Eland	**Prog**	**615**	**42.5**	**+29.2**
G. Tucker	Mod	557	38.5	- 30.7
J. Robertson	Prog	542	37.5	
S. Boothman	Mod	516	35.7	- 30.9
A. Barker	Soc	194	13.4	
A. Oldland	Soc	183	12.7	

22.9% swing Mod to Prog	Maj	333	23.0
		112	7.7
		58	4.0

Summary of election results: 1903

Battersea	Date	Elec	%Poll	M All	Prog	Ind	Ind Prog
Bolingbroke	1903	3,487	47.5	63.4	36.6		
	1900	3,385	54.6	64.0	27.8	8.2	
Broomwood	1903	3,616	49.5	72.6	27.4		
	1900	3,275	49.4	78.5	18.3	3.2	
Church	1903	3,280	54.1	27.5	53.7		18.9
	1900	3,251	56.7	41.3	58.7		
Latchmere	1903	3,246	53.6	44.1	55.9		
	1900	3,129	53.9	43.1	56.9		
Nine Elms	1903	4,451	45.8	43.2	56.8		
	1900	4,308	46.6	43.8	47.5	8.7	
Park	1903	3,081	52.6	37.3	62.7		
	1900	3,067	55.3	38.8	61.2		
St John	1903	1,438	49.3	63.1	36.9		
	1900	1,432	59.5	77.1	22.9		
Shaftesbury	1903	3,022	53.2	30.6	54.7		14.8
	1900	2,969	52.7	38.0	57.2	4.8	
Winstanley	1903	3,113	51.9	43.9	56.1		
	1900	3,360	52.7	41.8	58.2		

Wandsworth	Date	Elec	%Poll	Mod	Lab	Prog	Ind	Ind Mod
Balham	1903	7,286	35.1	48.6		39.2	12.2	
	1900	5,783	-	8 Unop				
Clapham North	1903	5,218	47.5	47.4		52.6		
	1900	4,808	47.6	46.4	4.7	29.0	19.8	
Clapham South	1903	4,759	50.4	46.0		54.0		
	1900	3,839	40.7	28.4			239	47.7
Fairfield	1903	3,958	47.5	48.0		52.0		
	1900	3,726	53.4	38.5		32.8	28.7	
Putney	1903	4,652	52.5	62.8		37.2		
	1900	3,789	54.5	60.8		27.0	12.2	
Southfield	1903	4,352	48.0	39.6		30.5		29.8
	1900	3,384	50.9	62.8		37.2		
Springfield	1903	4,470	46.9	51.8		48.2		
	1900	3,753	41.5	62.4		37.6		
Streatham	1903	6,737	42.9	54.7		34.9	10.4	
	1900	5,502	47.6	58.3		27.4	14.3	

Tooting	1903	3,174	48.6	39.8	47.2
	1900	2,105	35.6	69.2	30.8

Councillors' majorities 1903

Battersea

1.	L. McManus	Winstanley	59	4.0
2.	W. Rines	Nine Elms	103	5.5
3.	J. Storkey	Nine Elms	110	5.9
4.	W. Thomas	Nine Elms	114	6.1
5.	H. Newell	Latchmere	121	7.2
6.	B. Price	Latchmere	132	7.8
7.	P. Brolly	Nine Elms	148	8.0
8.	W. Adams	Nine Elms	160	8.6
9.	R. Borgars	Nine Elms	168	9.0
10.	C. Mason	Latchmere	156	9.4
11.	J. Brown	Latchmere	164	9.8
12.	T. Alton	Latchmere	167	9.9
13.	E.Taylor	Nine Elms	184	9.9
14.	W. Andrews	Latchmere	179	10.6
15.	A. Chapman	Nine Elms	198	10.7
16.	A. Raynor	Nine Elms	216	11.6
17.	G. Pearce	Winstanley	186	12.7
18.	T. Hastie	Winstanley	211	14.4
19.	S.Marsh	Winstanley	214	14.6
20.	J. Murray	Winstanley	221	15.1
21.	C. Mann	Winstanley	232	15.9
22.	A. Mounce	Shaftesbury	294	18.8
23.	W. Watts	Park	301	19.8
24.	J. Rogers	Shaftesbury	309	19.8
25.	G. Rogers	Park	312	20.5
26.	I. Newman	Park	326	21.4
27.	F. Willis	Shaftesbury	334	21.4
28.	J. Ramsey	St John	154	22.3
29.	A. West	Church	374	22.4
30.	J. Oswald	Shaftesbury	351	22.5
31.	F. Wall	Church	378	22.6
32.	J. Lane	Park	349	22.9
33.	H. Dennis	St John	159	23.0
34.	A. Clist	Church	394	23.5
35.	W. Greaney	Church	416	23.5
36.	W. May	Shaftesbury	382	24.5
37.	J. Lower	Bolingbroke	394	24.6
38.	W. Manser	Bolingbroke	396	24.7
39.	H. Bigden	Bolingbroke	399	24.9
40.	A. Emery	Church	433	24.9
41.	J. Cassidy	Park	382	25.1
42.	A. Bussell	Bolingbroke	404	25.3
43.	T. Edwards	Shaftesbury	397	25.4
44.	J. Chown	Church	458	25.9
45.	J. Astill	St John	189	27.3
46.	S. Hale	Bolingbroke	436	27.3
47.	Peter Haythornthwaite	Bolingbroke	468	29.3
48.	W. Davies	Park	468	30.7
49.	T. Sheppard	Broomwood	685	40.4
50.	J. Richards	Broomwood	709	41.8
51.	H. Smith	Broomwood	710	41.9
52.	J. Ranson	Broomwood	712	42.0
53.	W. Raymond	Broomwood	728	42.9
54.	W. Hammond	Broomwood	750	44.2

Wandsworth

1.	A. Carpenter	Clapham North	5	0.3
2.	J. Roberts	Balham	14	0.5
3.	C. Toms	Southfield	15	0.6
4.	W. Harrison	Springfield	20	1.0
5.	J. Wise	Springfield	28	1.3
6.	D. Craig	Springfield	31	1.5
7.	J. Lorden	Springfield	39	2.0
8.	R. Phillips	Balham	57	2.0
9.	M. Robinson	Fairfield	44	2.5
10.	W. Chalkley	Clapham North	56	2.5
11.	H. Somerfield	Clapham North	60	2.6
12.	E. Pannett	Clapham North	73	3.2
13.	F. Corben	Clapham North	74	3.3
14.	G.Middleton	Balham	95	3.4
15.	A. Gridley	Fairfield	59	3.5
16.	J. Hennell	Springfield	72	3.8
17.	A. Littlechild	Fairfield	67	3.9
18.	W. Eland	Tooting	58	4.0
19.	J. Mulliner	Fairfield	74	4.3
20.	F. Young	Clapham South	94	4.3
21.	H. Spink	Fairfield	76	4.5
22.	A. Shaw	Balham	127	4.6
23.	L. Evans	Balham	130	4.7
24.	W. Penfold	Balham	135	4.9
25.	Alexander Glegg	Clapham South	114	5.2
26.	J. Busfield	Clapham South	117	5.3
27.	W. Buchanan	Springfield	115	5.8
28.	F. Single	Southfield	162	6.3
29.	H. Nightingale	Balham	192	7.0
30.	C. Colman	Clapham South	156	7.2
31.	P. Aldridge	Balham	202	7.3
32.	C. Swain	Tooting	112	7.7
33.	T. Ball	Clapham South	182	8.4
34.	William Hunt	Balham	232	8.4
35.	J. Luscombe	Fairfield	146	8.5
36.	F. Bulstrode	Southfield	240	9.3
37.	H. Campbell	Southfield	252	9.8
38.	S. Crewswell	Southfield	255	9.9
39.	H. Bulcraig	Clapham North	257	11.3
40.	C. Fitch	Putney	247	11.4
41.	F. Lance	Putney	284	13.1
42.	J. Kipling	Clapham South	288	13.2
43.	J. Parker	Putney	307	14.2
44.	D. Jackson	Putney	328	15.1
45.	J. Walker	Putney	334	15.4
46.	J. Warter	Streatham	471	15.5
47.	G. Danielli	Putney	339	15.6
48.	J. Radford	Putney	341	15.7
49.	T. Welton	Streatham	479	15.7
50.	J. Rucker	Southfield	412	16.0
51.	L. Sommerfield	Streatham	498	16.3
52.	G. Laceby	Streatham	501	16.4
53.	J. Rose	Streatham	528	17.3
54.	T. Ling	Streatham	544	17.9
55.	W. Hewitt	Streatham	557	18.3
56.	W. Daw	Streatham	567	18.6
57.	J. Gay	Putney	433	20.0
58.	J. Lindsey	Putney	493	22.8
59.	B. Allen	Tooting	333	23.0
60.	J. Curtis	Streatham	724	23.8

1906

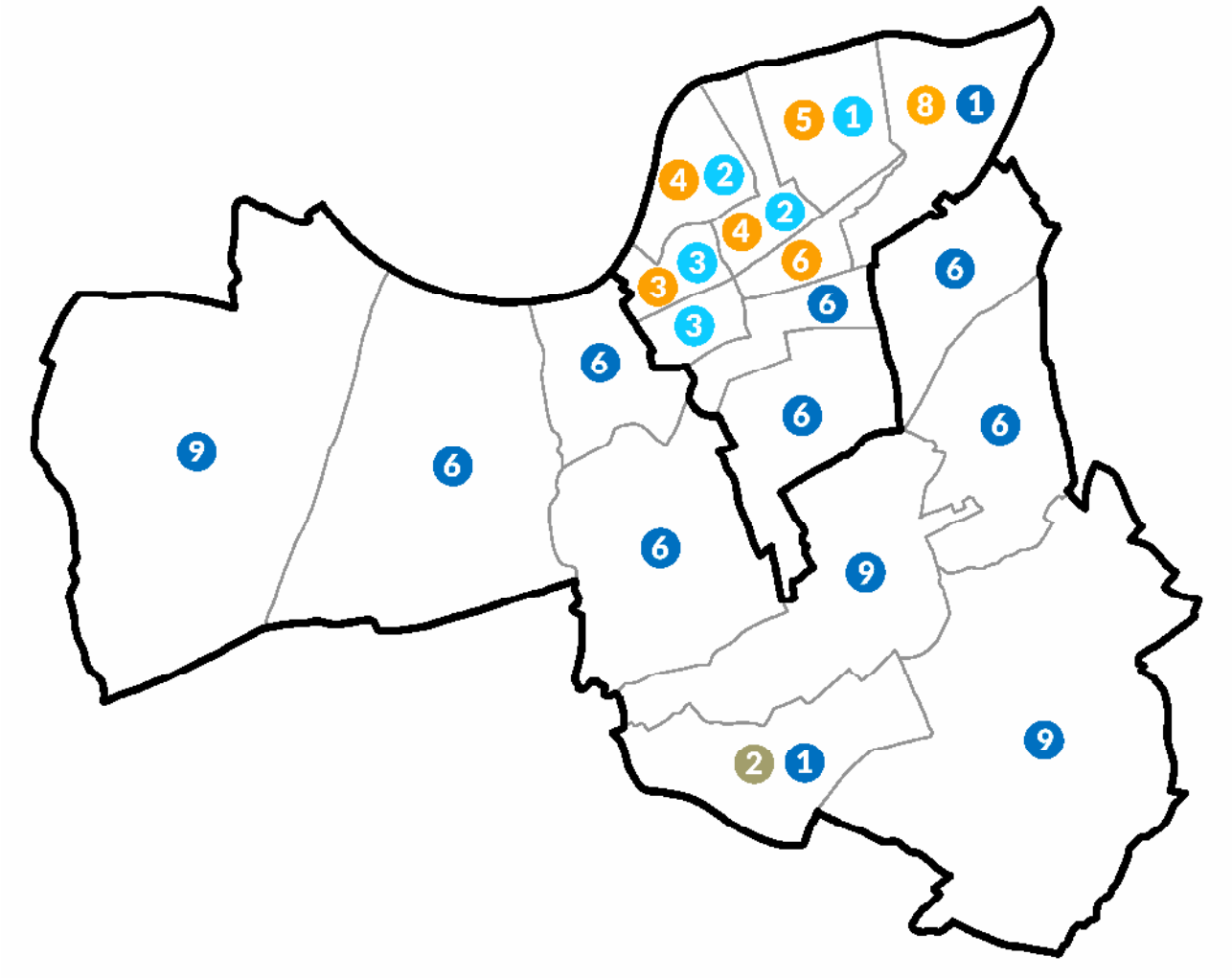

Battersea

Progressives	30
Municipal Reform	13
Municipal Alliance	11

Wandsworth

Municipal Reform	58
Independent	2

Bolingbroke

1906 electorate %turnout		4,525	51.7	+ 4.2
H. Bell	**MR**	**1,526**	**66.7**	**0.0**
***H. Bigden**	**MR**	**1,519**	**66.4**	**+ 1.7**
J. Taylor	**MR**	**1,515**	**66.2**	**+ 3.5**
G. Rees	**MR**	**1,486**	**65.0**	**+ 2.7**
A. Keens	**MR**	**1,478**	**64.6**	**+ 2.5**
G. Kettley	**MR**	**1,469**	**64.2**	**+ 2.2**
H. Barnes	Prog	815	35.6	- 1.8
T. Edwards	Prog	799	34.9	- 2.4
T. Alton	Prog	795	34.8	- 2.5
P. Garrick	Prog	777	34.0	- 3.2
G. Mutter	Prog	774	33.8	- 1.8
W. West	Prog	769	33.6	- 1.1
2.1% swing Prog to MR	Maj	711	31.1	
		704	29.9	
		700	30.6	
		671	29.4	
		663	29.0	
		654	28.6	

Broomwood

1906 electorate %turnout		4,525	59.6	+10.1
***Peter Haythornthwaite**	**MR**	**1,486**	**56.4**	
***W. Raymond**	**MR**	**1,445**	**54.9**	
***J. Ranson**	**MR**	**1,384**	**52.6**	
W. Moore	**MR**	**1,381**	**52.4**	
***H. Smith**	**MR**	**1,371**	**52.1**	
W. Penna	**MR**	**1,353**	**51.4**	
J. Richards	M All	693	26.3	- 48.3
W. Evans	Prog	657	24.9	- 5.5
R. Hayward	Prog	647	24.6	- 5.5
T. Corbin	Prog	630	23.9	- 2.9
W. Hammond	M All	629	23.9	- 49.4
C. Kearney	Prog	628	23.8	- 2.9
R. Stone	Prog	625	23.7	- 2.3
*T. Hastie	Prog	603	22.9	- 1.6
E. Peppercorn	M All	602	22.9	- 49.5
*T. Sheppard	M All	600	22.8	- 49.5
H. Tull	M All	569	21.6	- 50.6
F. Kevan	M All	497	18.9	- 51.9
swing incalculable	Maj	793	30.1	
		752	28.6	
		691	26.3	
		688	26.1	
		678	25.8	
		660	25.1	

Church

GAIN 2

1906 electorate %turnout		4,354	45.0	+ 9.1
***J. Chown**	**Prog**	**973**	**52.3**	**- 4.3**
***A. Emery**	**Prog**	**952**	**51.2**	**- 3.9**
***A. Clist**	**Prog**	**931**	**50.1**	**- 4.0**
S. Baker	**M All**	**907**	**48.8**	**+19.6**
J. Dibdin	**Prog**	**903**	**48.6**	**- 4.1**
J. Jeffery	**M All**	**900**	**48.4**	**+20.2**
*W. Greaney	Prog	876	47.1	- 3.7
W. Simonds	Prog	862	46.4	- 5.2
T. Lomas	M All	852	45.8	+17.0
D. Andrews	M All	843	45.3	+17.4
J. Eyre	M All	842	45.3	+19.4
H. Parrott	M All	799	43.0	+17.4
A. Greenham	Soc	93	5.0	
E. Fawcett	Soc	88	4.7	
William Hunt	Soc	78	4.2	
11.5% swing Prog to M All	Maj	121	6.5	
		100	5.4	
		79	4.3	
		31	1.7	
		51	2.8	
		24	1.3	

Latchmere

GAIN 2

1906 electorate %turnout		4,661	47.3	- 6.3
John Archer	**Prog**	**1,051**	**49.7**	**- 7.7**
***W. Andrews**	**Prog**	**1,032**	**48.8**	**- 7.9**
***James Brown**	**Prog**	**1,026**	**48.5**	**- 8.0**
L. Macrory	**M All**	**1,010**	**47.7**	**+ 0.9**
W. Newman	**M All**	**1,009**	**47.7**	**+ 2.1**
***B. Price**	**Prog**	**1,008**	**47.6**	**- 8.5**
G. Cooper	M All	1,003	47.4	+ 3.3
W. Ashcroft	M All	995	47.0	+ 3.3
H. Goodman	Prog	995	47.0	- 7.6
*C. Mason	Prog	995	47.0	- 7.0
S. Tavener	M All	972	45.9	+ 2.9
J. Munday	M All	904	42.7	+ 1.2
F. Craske	Soc	117	5.5	
G. Moody	Soc	117	5.5	
G. Money	Soc	113	5.3	
1.0% swing Prog to M All	Prog maj	48	2.3	
		29	1.4	
		23	0.8	
		15	0.7	
		14	0.7	
		5	0.2	

Nine Elms

GAIN 1

1906 electorate %turnout		6,046	40.1	- 5.7
T. Brogan	**Prog**	**1,203**	**54.8**	**- 5.2**
***W. Adams**	**Prog**	**1,192**	**54.3**	**- 4.8**
J. Hurley	**Prog**	**1,189**	**54.2**	**- 4.1**
***P. Brolly**	**Prog**	**1,182**	**53.9**	**- 3.5**
R. Lightfoot	**Prog**	**1,177**	**53.6**	**- 3.4**
***E. Taylor**	**Prog**	**1,174**	**53.5**	**- 2.9**
***J. Storkey**	**Prog**	**1,169**	**53.3**	**- 1.2**
J. Allnutt	**MR**	**1,162**	**53.0**	**+ 4.6**
***William Rines**	**Prog**	**1,155**	**52.6**	**- 1.7**
G. Smith	Prog	1,118	51.0	- 2.9
B. Ames	MR	1,076	49.0	+ 1.8
J. Williams	MR	1,060	48.3	+ 1.4
H. Edwards	MR	1,013	46.2	- 0.8
W. Coleman	MR	1,007	45.9	+ 3.9
C. Sutton	MR	984	44.8	+ 3.5
R. Palmer	MR	977	44.5	+ 3.6
G. Perks	MR	976	44.5	+ 6.0
W. Thompson	MR	933	42.5	+ 4.1
4.95% swing Prog to M All	Maj	127	5.8	
		116	5.3	
		113	5.2	
		106	4.9	
		101	4.6	
		98	4.5	
		93	4.3	
		44	2.0	
		79	3.6	

Park

GAIN 1

1906 electorate %turnout		4,075	43.2	- 9.4
***W.Davies**	**Prog**	**919**	**55.8**	**- 14.2**
J. Cassidy	**Prog**	**863**	**52.4**	**- 12.0**
I. Newman	**Prog**	**827**	**50.2**	**- 12.0**
***G. Rogers**	**Prog**	**824**	**50.0**	**- 10.7**
H. Cornwell	**M All**	**821**	**49.8**	**+10.5**
***J. Lane**	**Prog**	**820**	**49.8**	**- 10.0**
A. Palmer	M All	814	49.4	+10.6
F. Keyser	M All	811	49.2	+12.0
*W. Watts	Prog	801	48.6	- 10.5
G. King	M All	800	48.6	+11.5
C. Gay	M All	797	48.4	+11.4
W. Barnard	M All	787	47.8	+13.2
1.5% swing Prog to M All	Maj	105	6.4	
		49	3.0	
		13	0.8	
		10	0.6	
		20	1.2	
		6	0.4	

St John

1906 electorate %turnout		1,718	55.5	+ 6.2
A. Benn	**M All**	**747**	**82.1**	**+15.9**
H. Griffin	**M All**	**691**	**76.0**	**+14.1**
A. Runeckles	**M All**	**686**	**75.4**	**+14.2**
G. Adams	Prog	217	23.9	- 15.0
C. Jones	Prog	197	21.7	- 15.1
W. Newman	Prog	191	21.0	- 14.0
14.0% swing Prog to M All	Maj	530	58.2	
		474	52.1	
		469	51.5	

Shaftesbury

1906 electorate %turnout		3,848	45.1	- 8.1
W. Crowe	**Prog**	**905**	**54.7**	**- 3.3**
***William Willis**	**Prog**	**902**	**54.5**	**- 2.6**
W. Hoyle	**Prog**	**899**	**54.4**	**- 0.7**
P. Murphy	**Prog**	**895**	**54.1**	**+ 0.1**
***J. Rogers**	**Prog**	**891**	**53.9**	**+ 1.5**
A. Winfield	**Prog**	**852**	**51.5**	**+ 0.1**
*A. Bussell	M All	786	47.5	+14.9
E. Tucker	M All	777	47.0	+16.4
C. Paul	M All	769	46.5	+16.0
F. Staff	M All	753	45.5	+15.0
G. Weadriff	M All	753	45.5	+15.3
J. Tavener	M All	741	44.8	+15.9
8.15% swing Prog to M All	Maj	119	7.2	
		116	7.0	
		113	6.9	
		109	6.6	
		105	6.4	
		66	4.0	

Winstanley

GAIN 3

1906 electorate %turnout		4,320	45.9	- 6.0
***L. McManus**	**M All**	**982**	**53.4**	**- 2.5**
R. Abel	**Prog**	**777**	**42.3**	**- 15.8**
***C. Mann**	**Prog**	**777**	**42.3**	**- 15.2**
S. Whitmee	**M All**	**777**	**42.3**	**- 0.1**
***S. Marsh**	**Prog**	**773**	**41.5**	**- 15.5**
E. Clark	**M All**	**767**	**41.7**	**- 0.6**
C. Marshall	Prog	762	41.5	- 15.3
*G. Pearce	Prog	760	41.3	- 13.8
K. Clark	M All	751	40.9	- 1.2
H. Wood	Prog	740	40.3	- 11.6
J. Soloman	M All	740	40.3	- 1.3
W. Scott	M All	723	39.3	+ 0.2
D. Carmichael	Soc	275	15.0	
W.Humphreys	Soc	249	13.5	
G. Steer	Soc	227	12.4	
A. Hollidge	Soc	217	11.8	
F. Harding	Soc	215	11.7	
S.Lawrence	Soc	214	11.6	
F. Blewett	Ind Soc	57	3.1	
J. Roe	Ind Soc	49	2.7	
F.Witcher	Ind Soc	45	2.4	
6.85% swing Prog to M All	Maj	220	11.9	
		26	1.4	
		26	1.4	
		15	0.8	
		11	0.6	
		5	0.2	

Balham

1906 electorate %turnout		8,630	45.4	+10.3
***W Hunt**	**MR**	**2,447**	**59.6**	**+ 7.4**
J. Nutting	**MR**	**2,446**	**59.5**	**+ 8.4**
J. Garrett	**MR**	**2,390**	**58.2**	**+ 7.4**
***W. Penfold**	**MR**	**2,349**	**57.2**	**+ 8.5**
***R. Phillips**	**MR**	**2,315**	**56.3**	**+ 7.8**
E. Hlckman	**MR**	**2,265**	**55.1**	**+ 6.7**
***J. Roberts**	**MR**	**2,258**	**55.0**	**+ 7.8**
C. Rogers	**MR**	**2,238**	**54.5**	**+ 8.7**
J. Turnbull	**MR**	**2,158**	**52.5**	**+ 8.2**
W. Dickinson	Res	1,363	33.2	
E. Corfield	Res	1,305	31.8	
E. Sanders	Res	1,276	31.1	
R. O'Donoghue	Res	1,168	28.4	
A. Sullivan	Res	1,168	28.4	
F. Allum	Res	1,167	28.4	
W. Pepper	Res	1,159	28.2	
T. Cornell	Res	1,148	27.9	
J. Tyrell	Res	1,141	27.8	
*A. Shaw	Ind Con	728	17.7	
*L. Evans	Ind Con	431	10.5	
swing incalculable	Maj	1,084	26.4 ●	
		1,083	26.3 ●	
		1,027	25.0 ●	
		986	24.0 ●	
		952	23.1 ●	
		902	21.9 ●	
		895	21.8 ●	
		875	21.3 ●	
		795	19.3 ●	

Clapham North

GAIN 6

1906 electorate %turnout		5,934	54.1	+ 6.6
Archibald Dawnay	**MR**	**1,728**	**50.9**	**+ 0.6**
J. Simmons	**MR**	**1,715**	**50.6**	**+ 2.1**
T. Young	**MR**	**1,714**	**50.5**	**+ 2.3**
J. Cundall	**MR**	**1,712**	**50.5**	**+ 3.2**
W. Law	**MR**	**1,705**	**50.3**	**+ 4.4**
W. Monday	**MR**	**1,652**	**48.7**	**+ 4.2**
R. Kent	Prog	1,153	34.0	- 25.8
*W. Chalkley	Prog	1,145	33.8	- 18.0
*F. Corben	Prog	1,104	32.6	- 18.9
*E. Pannett	Prog	1,099	32.4	- 18.7
J. Melville	Prog	1,038	30.6	- 20.4
J. Wilkinson	Prog	1,013	29.9	- 20.1
W. Staples	Lab	337	9.9	
F. Marsh	Lab	330	9.7	
E. Wright	Lab	297	8.8	
J. Hare	Ind Con	274	8.1	
11.3% swing Prog to MR	Maj	575	16.9 ●	
		562	16.6 ●	
		561	16.5 ●	
		559	16.5 ●	
		552	16.3 ●	
		499	14.7 ●	

Clapham South

GAIN 4

1906 electorate %turnout		6,305	54.2	+ 3.8
H. Downer	**MR**	**2,005**	**58.4**	**+ 3.7**
V. Cooke	**MR**	**1,985**	**57.9**	**+10.6**
T. Robertson	**MR**	**1,945**	**56.7**	**+ 9.5**
W. Richardson	**MR**	**1,915**	**55.8**	**+13.1**
H. Eastwood	**MR**	**1,879**	**54.8**	**+12.8**
G. Yeowell	**MR**	**1,812**	**52.8**	**+11.0**
*Alexander Glegg	Prog	1,361	39.7	- 20.8
*T. Ball	Prog	1,313	38.3	- 17.4
J. Gorham	Prog	1,287	37.5	- 17.0
*C. Colman	Prog	1,274	37.1	- 15.4
G. Stoker	Prog	1,266	36.9	- 14.7
A. Millar	Prog	1,211	35.3	- 14.1
J. Brady	Ind Prog	222	6.5	
13.3% swing Prog to MR	Maj	644	18.7 ●	
		624	18.2 ●	
		584	17.0 ●	
		554	16.1 ●	
		518	15.1 ●	
		451	13.1 ●	

Fairfield

1906 electorate %turnout		4,287	53.0	+ 5.5
***M. Robinson**	**MR**	**1,381**	**52.2**	**- 1.6**
D. Shillington	**MR**	**1,286**	**48.6**	**- 3.8**
J. Taylor	**MR**	**1,228**	**46.4**	**- 1.8**
E. Couzens	**MR**	**1,227**	**46.4**	**- 1.4**
F. Fletcher	**MR**	**1,167**	**44.1**	**+ 0.4**
F. Eaton	**MR**	**1,147**	**43.3**	**+ 1.3**
*J. Luscombe	Prog	914	34.5	- 22.2
J. Seaman	Prog	872	33.0	- 19.7
*A. Gridley	Prog	849	32.1	- 20.4
G. Sellers	Prog	811	30.6	- 21.1
A. West	Prog	712	26.9	- 21.6
*J. Mulliner	Ind L	621	23.5	
W. Mulliner	Prog	558	21.1	- 27.4
10.55% swing Prog to MR	Maj	467	17.7 ●	
		372	14.1 ●	
		314	11.9 ●	
		313	11.9 ●	
		253	9.6 ●	
		233	8.8 ●	

Putney

1906 electorate %turnout		5,454	-
J. Carter	**MR**	**Unop**	
***G. Danielli**	**MR**	**Unop**	
E. Hoile	**MR**	**Unop**	
***D. Jackson**	**MR**	**Unop**	
***F. Lance**	**MR**	**Unop**	
***J. Lindsey**	**MR**	**Unop**	
Arthur Mathias	**MR**	**Unop**	
***J. Radford**	**MR**	**Unop**	
***J. Walker**	**MR**	**Unop**	
swing incalculable			

Southfield

GAIN 1

1906 electorate %turnout		6,005	45.9	- 2.1
***H. Campbell**	**MR**	**1,856**	**71.0**	**+24.8**
***F. Bulstrode**	**MR**	**1,848**	**70.7**	**+30.6**
***Samuel Cresswell**	**MR**	**1,844**	**70.5**	**+30.5**
***E. Palmer**	**MR**	**1,763**	**67.4**	**+27.9**
S. Clark	**MR**	**1,744**	**66.7**	**+30.2**
S. Pasfield	**MR**	**1,706**	**65.3**	**+29.7**
A. Biggs	Prog	887	33.9	- 2.3
H. Dubery	Prog	854	32.7	+ 2.5
W. Linton	Prog	830	31.8	+ 2.3
W. Field	Prog	794	30.4	+ 0.9
E. Idle	Prog	792	30.3	+ 1.2
G. Rule	Prog	766	29.3	+ 1.7
14.05% swing Prog to MR	Maj	466	28.5 ●	
		406	24.9 ●	
		383	22.9 ●	
		335	20.5 ●	
		315	19.3 ●	
		287	17.6 ●	

Springfield

GAIN 1

1906 electorate %turnout		5,509	45.3	- 2.7
***John Lorden**	**MR**	**1,514**	**44.5**	**- 11.1**
***W. Buchanan**	**MR**	**1,494**	**43.9**	**- 7.9**
***J. Wise**	**MR**	**1,438**	**42.3**	**- 9.0**
***W. Harrison**	**MR**	**1,409**	**41.4**	**- 9.7**
John Lidiard	**MR**	**1,390**	**40.9**	**- 9.9**
F. Lucas	**MR**	**1,327**	**39.0**	**- 11.1**
*J. Hennell	Prog	922	27.1	- 26.7
H. Wooderson	Prog	905	26.6	- 23.2
A. Payne	Prog	842	24.8	- 22.6
J. Rees	Prog	801	23.6	- 23.1
M. Rackham	Ind	766	22.5	
George Wyver	Lab	356	10.5	
G. Freund	Lab	321	9.4	
10.6% swing Prog to MR	Maj	592	17.4 ●	
		572	16.8 ●	
		516	15.2 ●	
		487	14.3 ●	
		468	13.8 ●	
		405	11.9 ●	

Streatham

1906 electorate %turnout		8,351	40.5	- 2.4
T. Baines	**MR**	**2,820**	**83.9**	**+23.2**
G. Blunt	**MR**	**2,789**	**83.0**	**+27.5**
A. Mason	**MR**	**2,764**	**82.2**	**+27.8**
A. Robinson	**MR**	**2,764**	**82.2**	**+27.4**
B. Ninnis	**MR**	**2,755**	**82.0**	**+27.8**
Thomas Comins	**MR**	**2,754**	**81.9**	**+28.6**
E. Hobbs	**MR**	**2,735**	**81.4**	**+28.2**
***T. Welton**	**MR**	**2,732**	**81.3**	**+28.7**
***G. Laceby**	**MR**	**2,709**	**80.6**	**+28.2**
J. Godfrey	Ind	624	18.6	+ 7.7
T. Hobbs	Ind	583	17.3	+ 7.4
9.95% swing Ind to MR	Maj	2,196	64.0	
		2,165	63.1	
		2,140	62.4	
		2,140	62.4	
		2,131	62.1	
		2,130	62.1	
		2,111	61.5	
		2,108	61.4	
		2,085	60.8	

Tooting

1906 electorate %turnout		5,053	36.2	- 12.4
John Anderson	**Ind**	**624**	**31.6**	
W. Mellhuish	**Ind**	**596**	**30.2**	
***C. Swain**	**MR**	**586**	**29.6**	**- 15.6**
W. Saunderson	MR	507	25.6	- 12.9
G. Hovey	Ind	486	24.6	
H. Tennant	Lab	473	23.9	
W. Sturgess	Lab	469	23.7	
G. Beard	Lab	442	22.4	
A. Boswell	MR	440	22.3	- 13.4
W. Smith	Ind	359	18.2	
A. Barker	Soc	94	4.8	- 8.6
J. McManus	Soc	77	3.9	- 8.8
P. Dumenil	Soc	59	3.0	
swing incalculable	Ind maj	117	6.0	
		89	4.6	
	MR maj	100	5.0	

Summary of election results

Battersea	Year	Elec	%Poll	MR	M All	Soc	Prog	Ind
Bolingbroke	1906	4,525	51.7	65.5			34.5	
	1903	3,487	47.5		63.4		36.6	
Broomwood	1906	4,525	59.6	53.3	22.7		24.0	
	1903	3,616	49.5		72.6		27.4	
Church	1906	4,354	45.0		46.1	4.6	49.3	
	1903	3,280	54.1		27.5		53.7	18.9
Latchmere	1906	4,661	47.3		46.4	5.4	48.1	
	1903	3,246	53.6		44.1		55.9	
Nine Elms	1906	6,046	40.1	46.6			53.4	
	1903	4,451	45.8		43.2		56.8	
Park	1906	4,075	43.2		48.9		51.1	
	1903	3,081	52.6		37.3		62.7	
St John	1906	1,718	55.5		77.8		22.2	
	1903	1,438	49.3		63.1		36.9	
Shaftesbury	1906	3,848	45.1		46.1		53.9	
	1903	3,022	53.2		30.6		54.7	14.8
Winstanley	1906	4,320	45.9		43.0	12.7	41.5	2.7
	1903	3,113	51.9		43.9		56.1	

Wandsworth	Year	Elec	%Poll	MR/Mod	Lab	Prog	Ind	Res
Balham	1906	8,630	45.4	56.4			14.1	29.5
	1903	7,286	35.1	48.6		39.2	12.2	
Clapham North	1906	5,934	54.1	50.2	9.5	32.2	8.1	
	1903	5,218	47.5	47.4		52.6		
Clapham South	1906	6,305	54.2	56.1		37.5	6.5	
	1903	4,759	50.4	46.0		54.0		
Fairfield	1906	4,287	53.0	46.8		29.7	23.5	
	1903	3,958	47.5	48.0		52.0		
Putney	1906	5,454	-	9 Unop				
	1903	4,652	52.5	62.8		37.2		
Southfield	1906	6,005	45.9	68.6		31.4		
	1903	4,352	48.0	39.6		30.5	29.8	
Springfield	1906	5,509	45.3	42.0	10.0	25.5	22.5	
	1903	4,470	46.9	51.8		48.2		
Streatham	1906	8,351	40.5	82.1			17.9	
	1903	6,737	42.9	54.7		34.9	10.4	
Tooting	1906	5,053	36.2	25.8	27.2		47.0	
	1903	3,174	48.6	39.8		47.2		

Councillors' majorities 1906

Battersea

1.	B. Price	Latchmere	5	0.2
2.	E. Clark	Winstanley	5	0.2
3.	J. Lane	Park	6	0.4
4.	G. Rogers	Park	10	0.6
5.	S. Marsh	Winstanley	11	0.6
6.	W. Newman	Latchmere	14	0.7
7.	L. Macrory	Latchmere	15	0.7
8.	I. Newman	Park	13	0.8
9.	James Brown	Latchmere	23	0.8
10.	S. Whitmee	Winstanley	15	0.8
11.	H. Cornwell	Park	20	1.2
12.	J. Jeffery	Church	24	1.3
13.	C. Mann	Winstanley	26	1.4
14.	R. Abel	Winstanley	26	1.4
15.	W. Andrews	Latchmere	29	1.4
16.	S. Baker	Church	31	1.7
17.	J. Allnutt	Nine Elms	44	2.0
18.	John Archer	Latchmere	48	2.3
19.	J. Dibdin	Church	51	2.8
20.	J. Cassidy	Park	49	3.0
21.	William Rines	Nine Elms	79	3.6
22.	A. Winfield	Shaftesbury	66	4.0
23.	A. Clist	Church	79	4.3
24.	J. Storkey	Nine Elms	93	4.3
25.	E. Taylor	Nine Elms	98	4.5
26.	R. Lightfoot	Nine Elms	101	4.6
27.	P. Brolly	Nine Elms	106	4.9
28.	J. Hurley	Nine Elms	113	5.2
29.	W. Adams	Nine Elms	116	5.3
30.	A. Emery	Church	100	5.4
31.	T. Brogan	Nine Elms	127	5.8
32.	W. Davies	Park	105	6.4
33.	J. Rogers	Shaftesbury	105	6.4
34.	J. Chown	Church	121	6.5
35.	P. Murphy	Shaftesbury	109	6.6
36.	W. Hoyle	Shaftesbury	113	6.9
37.	W. Willis	Shaftesbury	116	7.0
38.	W. Crowe	Shaftesbury	119	7.2
39.	L. McManus	Winstanley	220	11.9
40.	W. Penna	Broomwood	660	25.1
41.	H. Smith	Broomwood	678	25.8
42.	W. Moore	Broomwood	688	26.1
43.	J. Ranson	Broomwood	691	26.3
44.	G. Kettley	Bolingbroke	654	28.6
45.	W. Raymond	Broomwood	752	28.6
46.	A. Keens	Bolingbroke	663	29.0
47.	G. Rees	Bolingbroke	671	29.4
48.	H. Bigden	Bolingbroke	704	29.9
49.	Peter Haythornthwaite	Broomwood	793	30.1
50.	J. Taylor	Bolingbroke	700	30.6
51.	H. Bell	Bolingbroke	711	31.1
52.	A. Runeckles	St John	469	51.5
53.	H. Griffin	St John	474	52.1
54.	A. Benn	St John	530	58.2

Wandsworth

1.	W. Mellhuish	Tooting	89	4.6
2.	C. Swain	Tooting	100	5.0
3.	John Anderson	Tooting	117	6.0
4.	F. Eaton	Fairfield	233	8.8
5.	F. Fletcher	Fairfield	253	9.6
6.	E. Couzens	Fairfield	313	11.9
7.	J. Taylor	Fairfield	314	11.9
8.	F. Lucas	Springfield	405	11.9
9.	John Lidiard	Springfield	468	13.8
10.	W. Harrison	Springfield	487	14.3
11.	J. Wise	Springfield	516	15.2
12.	W. Buchanan	Springfield	572	16.8
13.	John Lorden	Springfield	592	17.4
14.	G. Yeowell	Clapham South	451	13.1
15.	D. Shillington	Fairfield	372	14.1
16.	W. Monday	Clapham North	499	14.7
17.	H. Eastwood	Clapham South	518	15.1
18.	W. Richardson	Clapham South	554	16.1
19.	W. Law	Clapham North	552	16.3
20.	J. Cundall	Clapham North	559	16.5
21.	T. Young	Clapham North	561	16.5
22.	J. Simmons	Clapham North	562	16.6
23.	Archibald Dawney	Clapham North	575	16.9
24.	T. Robertson	Clapham South	584	17.0
25.	S. Passfield	Southfield	287	17.6
26.	M. Robinson	Fairfield	467	17.7
27.	V. Cooke	Clapham South	624	18.2
28.	H. Downer	Clapham South	644	18.7
29.	S. Clark	Southfield	315	19.3
30.	J. Turnbull	Balham	795	19.3
31.	E. Palmer	Southfield	335	20.5
32.	C. Rogers	Balham	875	21.3
33.	J. Roberts	Balham	895	21.8
34.	E. Hickman	Balham	902	21.9
35.	Samuel Cresswell	Southfield	383	22.9
36.	R. Phillips	Balham	952	23.1
37.	W. Penfold	Balham	986	24.0
38.	F. Bulstrode	Southfield	406	24.9
39.	J. Garrett	Balham	1,027	25.0
40.	J. Nutting	Balham	1,083	26.3
41.	W. Hunt	Balham	1,084	26.4
42.	H. Campbell	Southfield	466	28.5
43.	G. Laceby	Streatham	2,085	60.8
44.	T. Welton	Streatham	2,108	61.4
45.	E. Hobbs	Streatham	2,111	61.5
46.	Thomas Comins	Streatham	2,130	62.1
47.	B. Ninnis	Streatham	2,131	62.1
48.	A. Robinson	Streatham	2,140	62.4
49.	A. Mason	Streatham	2,140	62.4
50.	G. Blunt	Streatham	2,165	63.1
51.	T. Baines	Streatham	2,196	64.0
52.	J. Walker	Putney	Unopposed	
53.	J. Radford	Putney	Unopposed	
54.	Arthur Mathias	Putney	Unopposed	
55.	J. Lindsey	Putney	Unoppsoed	
56.	F.Lance	Putney	Unopposed	
57.	D. Jackson	Putney	Unopposed	
58.	E. Hoile	Putney	Unopposed	
59.	G. Danielli	Putney	Unopposed	
60.	J. Carter	Putney	Unopposed	

1909

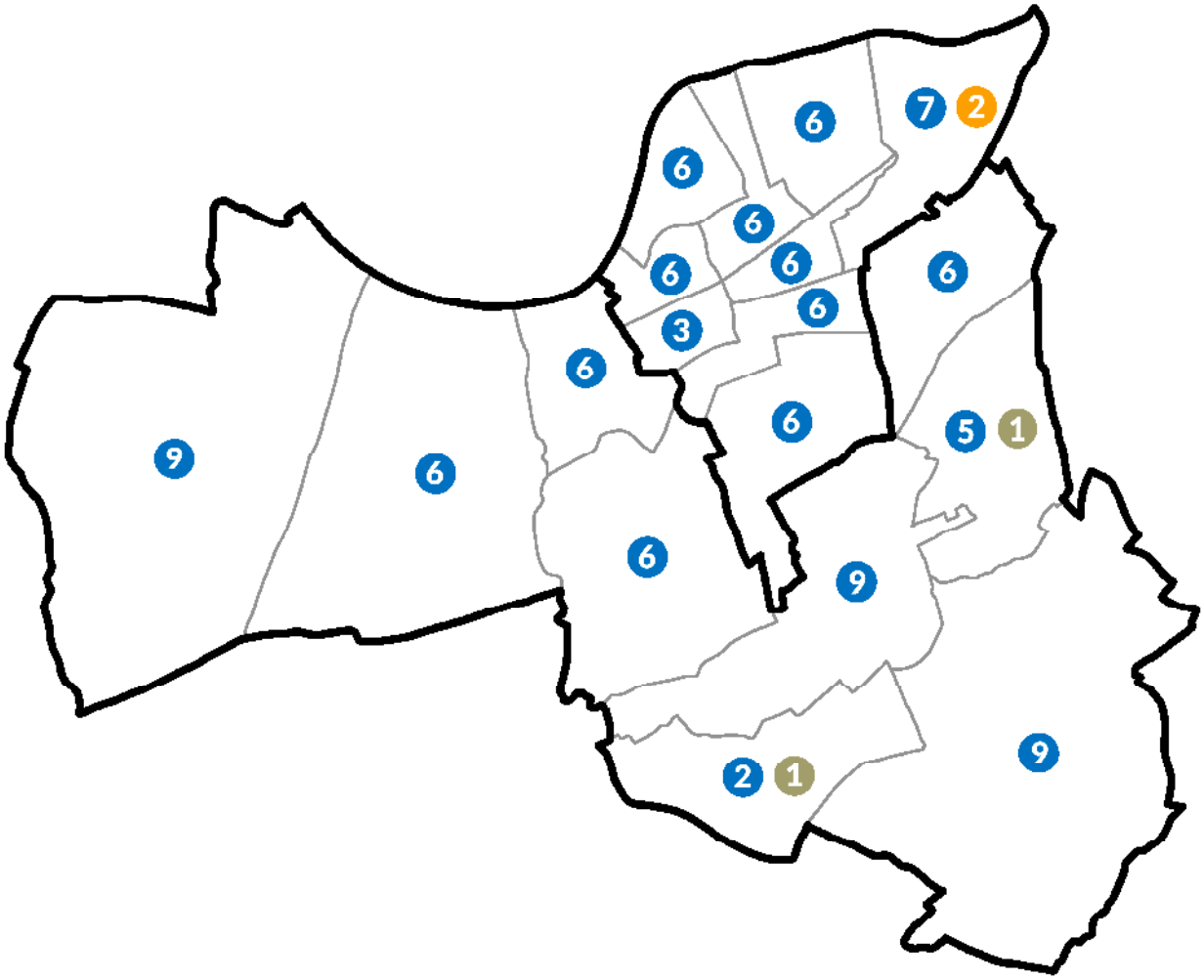

Battersea

Municipal Reform	52
Progressives	2

Wandsworth

Municipal Reform	58
Independents	2

Bolingbroke

1909 electorate %turnout		4,569	53.8	+ 2.1
R. Johnson	**MR**	**1,608**	**68.0**	**+ 1.3**
C. May	**MR**	**1,582**	**66.9**	**+ 0.5**
***J. Taylor**	**MR**	**1,571**	**66.4**	**+ 0.2**
***H. Bigden**	**MR**	**1,560**	**66.0**	**+ 1.0**
***G. Kettley**	**MR**	**1,556**	**65.8**	**+ 1.2**
R. Rowe	**MR**	**1,554**	**65.7**	**+ 1.5**
J. Corbin	Prog	834	35.3	- 0.3
J. Bruce	Prog	815	34.5	- 0.4
J. Soper	Prog	794	33.6	- 1.2
E. Hill	Prog	787	33.3	- 0.7
W. Underhill	Prog	766	32.4	- 1.4
W. Vanstone	Prog	763	32.3	- 1.3
0.9% swing Prog to MR	Maj	774	32.7 ●	
		748	31.6 ●	
		737	31.1 ●	
		726	30.7 ●	
		722	30.5 ●	
		720	30.4 ●	

Broomwood

1909 electorate %turnout		4,681	58.5	- 1.1
G. Deane	**MR**	**1,971**	**70.8**	**+14.4**
***W. Raymond**	**MR**	**1,967**	**70.7**	**+15.8**
W. Manser	**MR**	**1,962**	**70.5**	**+17.9**
F. Abbott	**MR**	**1,952**	**70.1**	**+17.7**
R. Moffrey	**MR**	**1,939**	**69.7**	**+17.6**
***W. Moore**	**MR**	**1,939**	**69.7**	**+18.3**
F. Manley	Prog	678	24.4	- 0.5
F. Leadbitter	Prog	657	23.6	- 1.0
H. Littlewood	Prog	635	22.8	- 1.1
A. Lewin	Prog	622	22.3	- 1.5
J. Jolly	Prog	611	22.0	- 1.7
C. Mason	Prog	578	20.8	- 2.1
D. Carmichael	Soc	198	7.1	
9.2% swing Prog to MR	Maj	1,293	46.4 ●	
		1,289	46.3 ●	
		1,284	46.1 ●	
		1,274	45.7 ●	
		1,261	45.3 ●	
		1,261	45.3 ●	

Church

GAIN 4

1909 electorate %turnout		4,396	50.3	+ 5.3
***S. Baker**	**MR**	**1,098**	**52.9**	**+ 4.1**
J. Ehrhardt	**MR**	**1,068**	**51.4**	**+ 3.0**
J. Eyre	**MR**	**1,008**	**48.5**	**+ 2.7**
J. Dwyer	**MR**	**1,000**	**48.1**	**+ 2.8**
H. Mills	**MR**	**994**	**47.8**	**+ 2.5**
F. Winchester	**MR**	**982**	**47.3**	**+ 4.3**
*J. Chown	Prog	917	44.1	- 8.2
F. Barnes	Prog	895	43.1	- 8.1
*A. Emery	Prog	862	41.5	- 8.6
*A. Clist	Prog	858	41.3	- 7.3
W. Clark	Prog	840	40.4	- 6.7
W. Greaney	Prog	786	37.8	- 8.6
G. Davis	Soc	220	10.6	+ 5.6
T. Cruse	Soc	194	9.3	+ 4.6
G. Duckett	Soc	192	9.2	+ 5.0
Caroline Ganley	Soc	189	9.1	
H. Head	Soc	181	8.7	
T. Osborne	Soc	181	8.7	
5.55% swing Prog to MR	Maj	217	12.3 ●	
		207	11.7 ●	
		201	11.4 ●	
		190	10.8 ●	
		165	9.3 ●	
		153	8.6 ●	

Latchmere

GAIN 4

1909 electorate %turnout		4,678	51.1	+ 3.8
W. Ashcroft	**MR**	**1,199**	**53.6**	**+ 5.9**
G. Cooper	**MR**	**1,148**	**51.3**	**+ 3.6**
J. Soloman	**MR**	**1,142**	**51.0**	**+ 3.6**
S. Thomas	**MR**	**1,095**	**48.9**	**+ 1.9**
A. Johnson	**MR**	**1,088**	**48.6**	**+ 2.7**
A. Sims	**MR**	**1,081**	**48.3**	**+ 5.6**
*John Archer	Prog	926	41.4	- 8.3
F. Worthy	Prog	922	41.2	- 7.6
*W. Andrews	Prog	875	39.1	- 9.4
C. Auborn	Prog	875	39.1	- 8.5
J. Attridge	Prog	872	39.0	- 8.0
J. Soper	Prog	836	37.3	- 9.7
W. Geard	Soc	207	9.2	+ 3.7
J. Blythe	Soc	201	9.0	+ 3.5
G. Callingham	Soc	197	8.8	+ 3.5
R. Doyle	Soc	195	8.7	
G. Richards	Soc	195	8.7	
W. Baker	Lab	91	4.1	
R. Bracken	Lab	69	3.1	
S. Swift	Lab	62	2.8	
W. Collins	Lab	61	2.7	
J. Murray	Lab	52	2.3	
J. Leonard	Lab	41	1.8	
6.25% swing Prog to MR	Maj	199	12.4 ●	
		193	12.0 ●	
		177	11.0 ●	
		167	10.4 ●	
		150	9.3 ●	
		113	7.0 ●	

Nine Elms

GAIN 6

1909 electorate %turnout		5,763	45.1	+ 5.0
***J. Allnutt**	**MR**	**1,284**	**55.1**	**+ 2.1**
***Peter Haythornthwaite**	**MR**	**1,165**	**50.0**	**+ 1.0**
F. Dunmore	**MR**	**1,138**	**48.9**	**+ 0.6**
J. Curle	**MR**	**1,134**	**48.7**	**+ 2.5**
***T. Brogan**	**Prog**	**1,110**	**47.7**	**- 7.1**
J. French	**MR**	**1,068**	**45.9**	**0.0**
***P. Brolly**	**Prog**	**1,066**	**45.8**	**- 8.5**
A. Keens	**MR**	**1,017**	**43.7**	**- 1.1**
H. Morgan	**MR**	**1,015**	**43.6**	**- 0.9**
G. Rees	MR	1,002	43.0	- 1.5
J. O'Brien	Prog	979	42.0	- 12.2
*J. Storkey	Prog	977	42.0	- 11.9
J. Kenny	Prog	974	41.8	- 11.8
*R. Lightfoot	Prog	973	41.8	- 11.7
G. Perks	MR	969	41.6	- 0.9
*W. Rines	Prog	951	40.8	- 12.5
T. Simmons	Prog	936	40.2	- 12.4
H. Newell	Prog	913	39.2	- 10.8
W. Croucher	Lab	334	14.3	
A. Raynor	Lab	295	12.7	
W. Garnham	Lab	289	12.4	
E. Perry	Lab	240	10.3	
G. Singleton	Lab	240	10.3	
G. Steer	Lab	234	10.0	
E. Smith	Lab	226	9.7	
E. Manderson	Lab	221	9.5	
J. Tickner	Lab	208	8.9	
5.6% swing Prog to MR	Maj	305	13.1 ●	
		186	8.0 ●	
		159	6.9 ●	
		155	6.7 ●	
		108	6.7 ●	
		89	3.9 ●	
		64	4.8 ●	
		38	1.7 ●	
		36	1.6 ●	

St John

1909 electorate %turnout		1,728	55.8	+ 0.3
***A. Benn**	**MR**	**696**	**75.0**	**- 7.1**
***A. Runeckles**	**MR**	**653**	**70.4**	**- 5.6**
S. Curry	**MR**	**643**	**69.3**	**- 6.1**
H. Chivers	Prog	271	29.2	+ 5.3
G. Gilder	Prog	260	28.0	+ 6.3
T. Waterland	Prog	260	28.0	+ 7.0
6.2% swing MR to Prog	Maj	425	45.7 ●	
		382	41.2 ●	
		372	40.1 ●	

Park

1909 electorate %turnout		4,181	50.9	+ 7.7
C. Early	**MR**	**1,083**	**53.3**	**+ 3.5**
***H. Cornwell**	**MR**	**1,068**	**52.6**	**+ 3.2**
A. Cree	**MR**	**1,047**	**51.6**	**+ 2.4**
W. Hammond	**MR**	**1,034**	**50.9**	**+ 2.3**
J. Jeffery	**MR**	**1,034**	**50.9**	**+ 2.5**
J. Richards	**MR**	**986**	**48.6**	**+ 0.8**
*J. Cassidy	Prog	869	42.8	- 13.0
*J. Lane	Prog	843	41.5	- 10.9
J. Worthy	Prog	837	41.2	- 9.0
*G. Rogers	Prog	830	40.9	- 9.1
*I. Newman	Prog	821	40.4	- 9.4
B.Power	Prog	813	40.0	- 8.6
G. Evans	Soc	193	9.5	
E. Humphreys	Soc	182	9.0	
R. Nicholls	Soc	141	6.9	
C. Hepburn	Soc	137	6.7	
A. Brass	Soc	133	6.6	
D. Miller	Soc	129	6.4	
6.2% swing Prog to MR	Maj	214	10.5 ●	
		199	9.8 ●	
		178	8.8 ●	
		165	8.1 ●	
		165	8.1 ●	
		117	5.8 ●	

Winstanley

GAIN 3

1909 electorate %turnout		4,301	47.5	+ 1.6
***L. McManus**	**MR**	**1,147**	**61.3**	**+ 7.9**
***S. Whitmee**	**MR**	**983**	**52.6**	**+10.3**
E. Brown	**MR**	**912**	**48.8**	**+ 7.1**
W. Scott	**MR**	**887**	**47.4**	**+ 6.5**
***E. Clark**	**MR**	**867**	**46.4**	**+ 6.1**
E. Hurlock	**MR**	**864**	**46.2**	**+ 6.9**
S. Marsh	Prog	724	38.7	- 3.6
*C. Mann	Prog	722	38.6	- 3.7
F. Hayward	Prog	704	37.6	- 3.9
T. Hastie	Prog	703	37.6	- 3.9
G. Mutter	Prog	664	35.5	- 5.8
J. Joselin	Prog	653	34.9	- 5.4
D. Carmichael	Soc	307	16.4	+ 1.4
W. Davis	Soc	249	13.3	- 0.2
W. Garnsey	Soc	222	11.9	- 0.5
W. Ivens	Soc	210	11.2	- 0.6
R. Nicholl	Soc	208	11.1	- 0.6
W. Horn	Soc	195	10.4	- 1.2
5.85% swing Prog to MR	Maj	423	22.6 ●	
		259	13.9 ●	
		188	10.1 ●	
		163	8.7 ●	
		143	7.7 ●	
		140	7.5 ●	

Shaftesbury

GAIN 6

1909 electorate %turnout		3,875	51.9	+ 6.8
J. Astill	**MR**	**926**	**47.7**	**+ 0.2**
A. Bussell	**MR**	**903**	**46.5**	**- 0.5**
J. Taylor	**MR**	**888**	**45.7**	**- 0.8**
T. Honhold	**MR**	**871**	**44.9**	**- 0.6**
C. Reed	**MR**	**870**	**44.8**	**- 0.7**
H. White	**MR**	**863**	**44.5**	**- 0.3**
E. Marshall	Prog	757	39.0	- 15.7
*W. Willis	Prog	756	38.9	- 15.6
*P. Murphy	Prog	729	37.6	- 16.8
E. Turner	Prog	725	37.3	- 16.8
*A. Winfield	Prog	717	36.9	- 17.0
L. Hodgson	Prog	709	36.5	- 15.0
W. Humphreys	Soc	284	14.6	
A. Bloomfield	Soc	231	11.9	
James Ganley	Soc	220	11.3	
A. Rose	Soc	206	10.6	
A. James	Soc	195	10.0	
C. Marson	Soc	195	10.0	
F. Hall	Lab	118	6.1	
C. Young	Lab	101	5.2	
T. Pocock	Lab	101	5.2	
*W. Hoyle	Lab	97	5.0	
R. Howes	Lab	93	4.8	
W. Melville	Lab	89	4.6	
7.9% swing Prog to MR	Maj	169	8.7 ●	
		146	7.5 ●	
		131	6.7 ●	
		114	5.9 ●	
		113	5.8 ●	
		106	5.5 ●	

Balham

1909 electorate %turnout		9,337	42.2	- 3.2
***J. Garrett**	**MR**	**2,576**	**66.4**	**+ 6.8**
***J. Nutting**	**MR**	**2,566**	**66.2**	**+ 6.7**
W. Bates	**MR**	**2,537**	**65.4**	**+ 7.2**
***R. Phillips**	**MR**	**2,499**	**64.4**	**+ 7.2**
Henry Prince	**MR**	**2,495**	**64.3**	**+ 8.0**
***J. Roberts**	**MR**	**2,458**	**63.4**	**+ 8.3**
J. Roach	**MR**	**2,430**	**62.6**	**+ 7.6**
***J. Turnbull**	**MR**	**2,399**	**61.8**	**+ 7.3**
W. Towns	**MR**	**2,356**	**60.7**	**+ 8.2**
A. Sullivan	Prog	1,413	36.4	
W. Pepper	Prog	1,408	36.3	
E. Walker	Prog	1,377	35.5	
swing incalculable	Maj	1,163	30.0 ●	
		1,153	29.8 ●	
		1,124	29.0 ●	
		1,086	28.0 ●	
		1,082	27.9 ●	
		1,045	27.0 ●	
		1,017	26.2 ●	
		986	25.4 ●	
		943	24.3 ●	

Clapham North

1909 electorate %turnout		6,167	53.4	- 0.7
A. Bennett	**MR**	**1,850**	**58.1**	**+ 7.2**
***Archibald Dawnay**	**MR**	**1,842**	**57.8**	**+ 7.2**
***T. Young**	**MR**	**1,829**	**57.4**	**+ 6.9**
***J. Cundall**	**MR**	**1,816**	**57.0**	**+ 6.5**
W. Henderson	**MR**	**1,782**	**55.9**	**+ 5.6**
C. Gulliford	**MR**	**1,753**	**55.0**	**+ 6.3**
W. Chalkley	Prog	1,402	44.0	+10.0
W. Bolt	Prog	1,383	43.4	+ 9.6
C. Colman	Prog	1,365	42.8	+10.2
M. Bate	Prog	1,347	42.3	+ 9.7
2.1% swing MR to Prog	Maj	448	14.1 ●	
		440	13.8 ●	
		427	13.4 ●	
		414	13.0 ●	
		380	11.9 ●	
		297	11.0 ●	

Clapham South

1909 electorate %turnout		6,443	-
T. Briggs	**MR**	**Unop**	
H. Buchan	**MR**	**Unop**	
Tom Cox	**MR**	**Unop**	
R. Duncan	**MR**	**Unop**	
***G. Yeowell**	**MR**	**Unop**	
H. Bulcraig	**Ind**	**Unop**	
swing incalculable			

Fairfield

1909 electorate %turnout		4,182	48.8	- 4.2
G. Evershed	**MR**	**1,334**	**60.0**	**+ 1.6**
Joseph Plumridge	**MR**	**1,252**	**56.3**	**- 1.6**
***D. Shillington**	**MR**	**1,248**	**56.1**	**+ 0.6**
***E. Couzens**	**MR**	**1,246**	**56.0**	**+ 0.2**
***F. Eaton**	**MR**	**1,231**	**55.3**	**+ 0.5**
E. Golds	**MR**	**1,201**	**54.0**	**+ 1.2**
J. Luscombe	Prog	708	31.8	- 7.9
A. Gridley	Prog	693	31.1	- 7.2
T. Dean	Prog	664	29.8	- 7.7
G. Sellers	Prog	652	29.3	- 7.6
H. Turnor	Prog	608	27.3	- 9.6
J. Mulliner	Ind	308	13.8	
4.65% swing Prog to MR	Maj	626	28.2 ●	
		544	22.6 ●	
		540	22.2 ●	
		538	22.0 ●	
		523	23.5 ●	
		493	22.2 ●	

Putney

1909 electorate %turnout		5,600	-	-
***J. Carter**	**MR**	**Unop**		
***E. Hoile**	**MR**	**Unop**		
***D. Jackson**	**MR**	**Unop**		
***F. Lance**	**MR**	**Unop**		
***J. Lindsey**	**MR**	**Unop**		
***Arthur Mathias**	**MR**	**Unop**		
***J. Radford**	**MR**	**Unop**		
W. Renshaw	**MR**	**Unop**		
G. Rittner	**MR**	**Unop**		
swing incalculable				

Southfield

1909 electorate %turnout		6,777	38.3	- 7.6
***F. Bulstrode**	**MR**	**1,919**	**71.3**	**+ 0.3**
***H. Campbell**	**MR**	**1,918**	**71.3**	**+ 0.6**
***Samuel Cresswell**	**MR**	**1,872**	**69.6**	**- 0.9**
A. Everett	**MR**	**1,795**	**66.7**	**- 0.7**
A. Webster-Jones	**MR**	**1,760**	**65.4**	**- 1.3**
***S. Pasfield**	**MR**	**1,703**	**63.3**	**- 2.0**
A. Gridley	Prog	863	32.1	- 1.8
0.7% swing Prog to MR	Maj	1,056	39.2 ●	
		1,055	39.2 ●	
		1,009	37.5 ●	
		932	34.6 ●	
		897	33.3 ●	
		840	31.2 ●	

Springfield

1909 electorate %turnout		6,347	40.2	- 5.1
***W. Buchanan**	**MR**	**1,815**	**74.3**	**+25.5**
***J. Wise**	**MR**	**1,803**	**73.8**	**+25.6**
J. Denny	**MR**	**1,772**	**72.5**	**+26.1**
***W. Harrison**	**MR**	**1,767**	**72.3**	**+26.8**
J. Robinson	**MR**	**1,759**	**72.0**	**+27.2**
***John Lidiard**	**MR**	**1,756**	**71.9**	**+29.1**
E. Barnes	Soc	693	28.4	
J. Barnes	Soc	681	27.9	
R. Winter	Soc	658	26.9	
George Wyver	Soc	657	26.9	
R. Dubery	Soc	651	26.6	
W. Stevens	Soc	645	26.4	
swing incalculable	Maj	1,122	45.9 ●	
		1,110	45.4 ●	
		1,079	44.1 ●	
		1,074	44.1 ●	
		1,066	43.6 ●	
		1,063	43.5 ●	

Tooting

1909 electorate %turnout		5,956	42.2	+ 6.0
***John Anderson**	**Ind**	**1,087**	**48.3**	**+15.7**
J. Hallett	**MR**	**886**	**39.3**	**+ 9.7**
C. Kingston	**MR**	**832**	**37.0**	**+11.4**
A. West	Lab	774	34.4	+10.5
S. Shepherd	Lab	751	33.4	+ 9.7
I. Pidgeon	Lab	716	31.8	+ 9.4
W. Fraser	MR	670	29.8	+ 4.2
E. Corfield	Ind	537	23.8	
J. Limb	Ind	328	14.6	
A. Barker	Soc	60	2.7	- 2.1
H. Cooper	Soc	58	2.6	- 1.3
H. Joy	Soc	56	2.5	- 0.5
0.4% swing Ind to MR	Maj	313	13.9 ●	
		112	14.9 ●	
		58	2.6 ●	

Streatham

1909 electorate %turnout		9,944	52.0	+11.5
W. Hewett	**MR**	**3,299**	**56.5**	**- 25.7**
***A. Robinson**	**MR**	**3,119**	**53.4**	**- 27.9**
***E. Hobbs**	**MR**	**3,055**	**52.3**	**- 28.3**
J. Harding	**MR**	**3,053**	**52.3**	**- 28.3**
***C. Laceby**	**MR**	**2,992**	**51.1**	**- 29.2**
T. Watson	**MR**	**2,937**	**50.3**	**- 30.0**
A. Tree	**MR**	**2,918**	**50.0**	**- 29.7**
***Thomas Comins**	**MR**	**2,864**	**49.1**	**- 30.5**
***A. Mason**	**MR**	**2,779**	**47.6**	**- 31.4**
G. Feasey	Res	2,197	37.6	
H. Sanders	Res	2,123	36.4	
C. Fitter	Res	2,119	36.3	
J. Allpass	Res	2,044	35.0	
J. Godfrey	Ind	753	12.9	- 5.3
H. Harley	Ind	712	12.2	
T. Hobbs	Ind	705	12.1	- 4.9
T. Malyan	Ind	685	11.7	
swing incalculable	Maj	1,102	18.9 ●	
		922	15.8 ●	
		858	14.7 ●	
		856	14.7 ●	
		795	13.5 ●	
		740	12.7 ●	
		721	12.4 ●	
		667	11.5 ●	
		582	10.0 ●	

Summary of election results

Battersea	Year	Elec	%Poll	MR	M All	Prog	Lab	Soc	Ind Soc
Bolingbroke	1909	4,569	53.8	66.4		33.6			
	1906	4,525	51.7	65.5		34.5			
Broomwood	1909	4,681	58.5	70.3		22.6		7.1	
	1906	4,525	59.6	53.3	22.7	24.0			
Church	1909	4,396	50.3	49.3		41.4		9.3	
	1906	4,354	45.0		46.1	49.3		4.6	
Latchmere	1909	4,678	51.1	50.3		39.5	2.8	8.9	
	1906	4,661	47.3		46.4	48.1		5.4	
Nine Elms	1909	5,763	45.1	46.7		42.3	10.9		
	1906	6,046	40.1	46.6		53.4			
Park	1909	4,181	50.9	51.3		41.1		7.5	
	1906	4,075	43.2		48.9	51.1			
St John	1909	1,728	55.8	71.6		28.4			
	1906	1,718	55.5		77.8	22.2			
Shaftesbury	1909	3,875	51.9	45.7		37.7	5.1	11.4	
	1906	3,848	45.1		46.1	53.9			
Winstanley	1909	4,301	47.5	50.4		37.2		12.4	
	1906	1,906	45.9		43.0	41.5		12.7	2.7

Wandsworth	Date	Elec	%Poll	MR	Prog	Lab	Soc	Res	Ind
Balham	1909	9,337	42.2	63.9	36.1				
	1906	8,630	45.4	56.4				29.5	14.1
Clapham North	1909	6,167	53.4	56.9	43.1				
	1906	5,934	54.1	50.2	32.2	9.5			8.1
Clapham South	1909	6,443	-	5 Unop					1 Unop
	1906	6,305	54.2	56.1	37.5				6.5
Fairfield	1909	4,182	48.8	56.3	29.9				13.8
	1906	4,287	53.0	46.8	29.7				23.5
Putney	1909	5,600	-	9 Unop					
	1906	5,454	-	9 Unop					
Southfield	1909	6,777	38.3	67.9	32.1				
	1906	6,005	45.9	68.6	31.4				
Springfield	1909	6,347	40.2	72.8			27.2		
	1906	5,509	45.3	42.0	25.5	10.0			22.5
Streatham	1909	9,944	52.0	51.4				36.3	12.2
	1906	8,351	40.5	82.1					17.9
Tooting	1909	5,956	42.2	35.4		33.2	2.5		28.9
	1906	5,053	36.2	25.8		27.2			47.0

Councillors' majorities 1909

Battersea

1.	H. Morgan	Nine Elms	36	1.6
2.	A. Keens	Nine Elms	38	1.7
3.	P. Brolly	Nine Elms	64	4.8
4.	J. French	Nine Elms	89	3.9
5.	H. White	Shaftesbury	106	5.5
6.	C. Reed	Shaftesbury	113	5.8
7.	J. Richards	Park	117	5.8
8.	T. Honhold	Shaftesbury	114	5.9
9.	T. Brogan	Nine Elms	108	6.7
10.	J. Taylor	Shaftesbury	131	6.7
11.	J. Curle	Nine Elms	155	6.7
12.	F. Dunmore	Nine Elms	159	6.9
13.	A. Sims	Latchmere	113	7.0
14.	E. Hurlock	Winstanley	140	7.5
15.	A. Bussell	Shaftesbury	146	7.5
16.	E. Clark	Winstanley	143	7.7
17.	Peter Haythornthwaite	Nine Elms	186	8.0
18.	J. Jeffery	Park	165	8.1
19.	W. Hammond	Park	165	8.1
20.	F. Winchester	Church	153	8.6
21.	W. Scott	Winstanley	163	8.7
22.	J. Astill	Shaftesbury	169	8.7
23.	A. Cree	Park	178	8.8
24.	A.Johnson	Latchmere	150	9.3
25.	H. Mills	Church	165	9.3
26.	H. Cornwell	Park	199	9.8
27.	E. Brown	Winstanley	188	10.1
28.	S. Thomas	Latchmere	167	10.4
29.	C. Early	Park	214	10.5
30.	J. Dwyer	Church	190	10.8
31.	J. Soloman	Latchmere	177	11.0
32.	J. Eyre	Church	201	11.4
33.	J. Ehrhardt	Church	207	11.7
34.	G. Cooper	Latchmere	193	12.0
35.	S. Baker	Church	217	12.3
36.	W. Ashcroft	Latchmere	199	12.4
37.	J. Allnutt	Nine Elms	305	13.1
38.	S. Whitmee	Winstanley	259	13.9
39.	L. McManus	Winstanley	423	22.6
40.	R. Rowe	Bolingbroke	720	30.4
41.	G. Kettley	Bolingbroke	722	30.5
42.	H. Bigden	Bolingbroke	726	30.7
43.	J. Taylor	Bolingbroke	737	31.1
44.	C. May	Bolingbroke	748	31.6
45.	R. Johnson	Bolingbroke	774	32.7
46.	S. Curry	St John	372	40.1
47.	A. Runeckles	St John	382	41.2
48.	W. Moore	Broomwood	1,261	45.3
49.	R. Moffrey	Broomwood	1,261	45.3
50.	A. Benn	St John	425	45.7
51.	F. Abbott	Broomwood	1,274	45.7
52.	W. Manser	Broomwood	1,284	46.1
53.	W. Raymond	Broomwood	1,289	46.3
54.	G. Deane	Broomwood	1,293	46.4

Wandsworth

1.	C.Kingston	Tooting	58	2.6
2.	J. Hallett	Tooting	112	4.9
3.	A. Mason	Streatham	582	10.0
4.	C. Gulliford	Clapham North	297	11.0
5.	Thomas Comins	Streatham	667	11.5
6.	W. Henderson	Clapham North	380	11.9
7.	A. Tree	Streatham	721	12.4
8.	T. Watson	Streatham	740	12.7
9.	J. Cundall	Clapham North	414	13.0
10.	T. Young	Clapham North	427	13.4
11.	C. Laceby	Streatham	795	13.5
12.	Archibald Dawney	Clapham North	440	13.8
13.	John Anderson	Tooting	313	13.9
14.	A. Bennett	Clapham North	448	14.1
15.	J. Harding	Streatham	856	14.7
16.	E. Hobbs	Streatham	858	14.7
17.	A. Robinson	Streatham	922	15.8
18.	W. Hewett	Streatham	1,102	18.9
19.	E. Golds	Fairfield	493	22.2
20.	F. Eaton	Fairfield	523	23.5
21.	E. Couzens	Fairfield	538	24.2
22.	D. Shillington	Fairfield	540	24.3
23.	W. Towns	Balham	943	24.3
24.	Joseph Plumridge	Fairfield	544	24.5
25.	J. Turnbull	Balham	986	25.4
26.	J. Roach	Balham	1,017	26.2
27.	J. Roberts	Balham	1,045	27.0
28.	Henry Prince	Balham	1,082	27.9
29.	R. Phillips	Balham	1,086	28.0
30.	G. Evershed	Fairfield	626	28.2
31.	W. Bates	Balham	1,124	29.0
32.	J. Nutting	Balham	1,153	29.8
33.	J. Garrett	Balham	1,163	30.0
34.	S. Passfield	Southfield	840	31.2
35.	A. Webster-Jones	Southfield	897	33.3
36.	A. Everett	Southfield	932	34.6
37.	Samuel Cresswell	Southfield	1,009	37.5
38.	H. Campbell	Southfield	1,055	39.2
39.	F. Bulstrode	Southfield	1,056	39.2
40.	John Lidiard	Springfield	1,063	43.5
41.	J. Robinson	Springfield	1,066	43.6
42.	W. Harrison	Springfield	1,074	44.1
43.	J. Denny	Springfield	1,079	44.1
44.	J. Wise	Springfield	1,110	45.4
45.	W. Buchanan	Springfield	1,122	45.9
46.	H. Bulcraig	Clapham South	Unopposed	
47.	G. Yeowell	Clapham South	Unopposed	
48.	R. Duncan	Clapham South	Unopposed	
49.	T. Cox	Clapham South	Unopposed	
50.	H. Buchan	Clapham South	Unopposed	
51.	T. Briggs	Clapham South	Unopposed	
52.	G. Rittner	Putney	Unopposed	
53.	W. Renshaw	Putney	Unopposed	
54.	J. Radford	Putney	Unopposed	
55.	Arthur Mathias	Putney	Unopposed	
56.	J. Lindsey	Putney	Unopposed	
57.	F.Lance	Putney	Unopposed	
58.	D. Jackson	Putney	Unopposed	
59.	E. Hoile	Putney	Unopposed	
60.	J. Carter	Putney	Unopposed	

1912

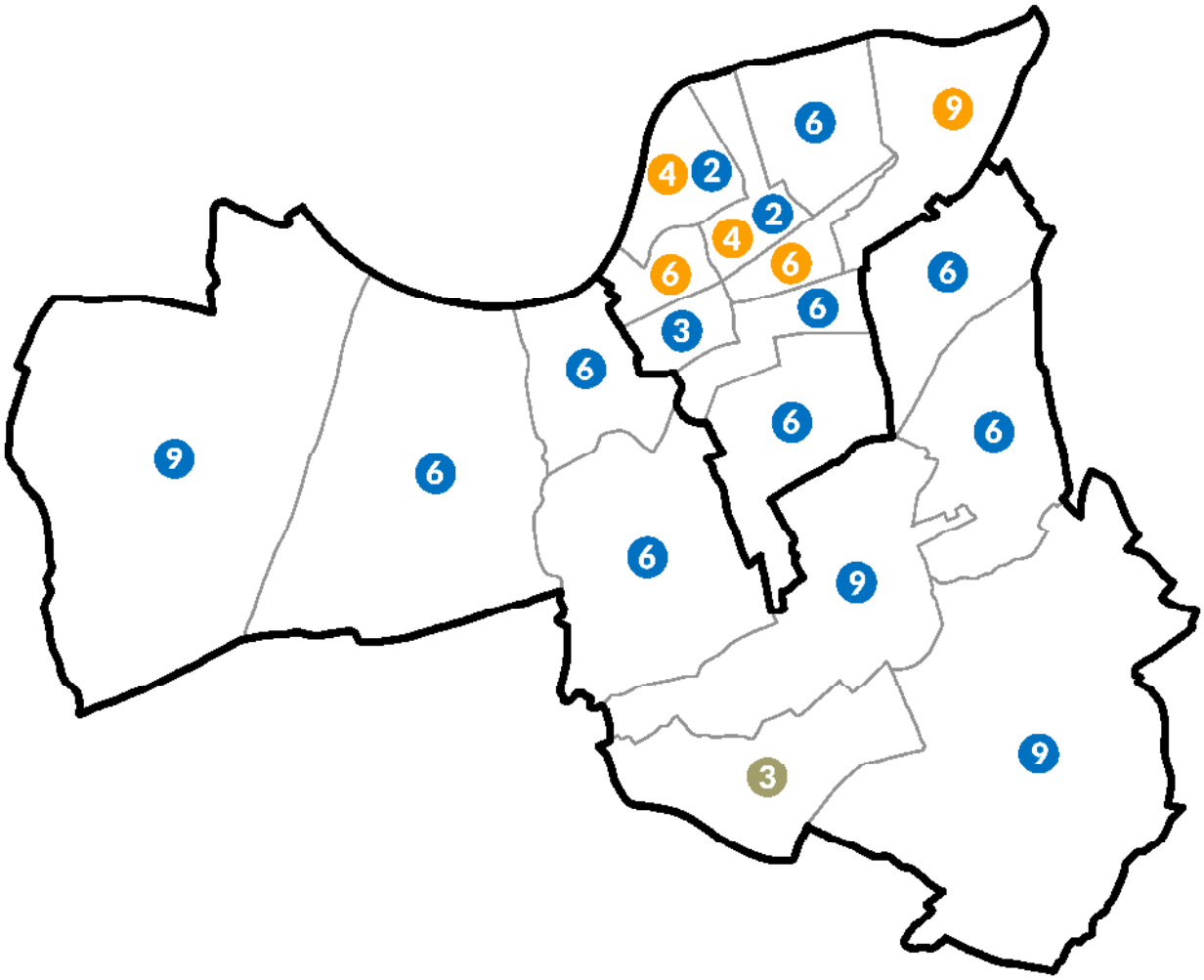

Battersea

Progressives	29
Municipal Reform	25

Wandsworth

Municipal Reform	57
Independents	3

Bolingbroke

1912 electorate %turnout		4,274	46.0	- 7.8
***R. Johnson**	**MR**	**1,308**	**68.7**	**+ 0.7**
***H. Bigden**	**MR**	**1,304**	**68.5**	**+ 1.6**
***J. Taylor**	**MR**	**1,303**	**68.4**	**+ 2.0**
J. Taylor	**MR**	**1,293**	**67.9**	**+ 1.9**
***C. May**	**MR**	**1,282**	**67.3**	**+ 1.5**
***G. Kettley**	**MR**	**1,272**	**66.8**	**+ 1.1**
W. Crowe	Prog	621	32.6	- 2.7
G. Mutter	Prog	621	32.6	- 1.9
R. Howes	Prog	616	32.3	- 1.3
A, Lindsay	Prog	610	32.0	- 1.3
W. Melville	Prog	598	31.4	- 1.0
William West	Prog	598	31.4	- 0.9
1.5% swing Prog to MR	Maj	687	36.1 ●	
		683	35.9 ●	
		682	35.8 ●	
		672	35.3 ●	
		661	34.7 ●	
		651	34.2 ●	

Church

GAIN 5

1912 electorate %turnout		3,300	47.6	- 2.7
C. Barrington	**Prog**	**791**	**52.4**	**+ 8.3**
A. Clist	**Prog**	**787**	**52.1**	**+ 9.0**
J. Bruce	**Prog**	**786**	**52.1**	**+ 0.6**
T. White	**Prog**	**764**	**50.6**	**+ 9.3**
***J. Jeffery**	**MR**	**761**	**50.4**	**- 2.5**
H. Thomas	**Prog**	**760**	**50.3**	**+ 9.9**
A. Mellor	Prog	758	50.2	+ 12.4
*J. Ehrhardt	MR	749	49.6	- 1.8
*S. Baker	MR	746	49.4	+ 0.9
*H. Mills	MR	727	48.2	+ 0.1
*J. Dwyer	MR	724	48.0	+ 0.2
*J. Eyre	MR	704	46.6	- 0.7
5.25% swing MR to Prog	Maj	42	2.8 ●	
		38	2.5 ●	
		37	2.5 ●	
		15	1.0 ●	
		3	0.2 ●	
		11	0.7 ●	

Broomwood

1912 electorate %turnout		4,750	45.7	- 12.8
***F. Abbott**	**MR**	**1,760**	**78.9**	**+ 8.1**
W. Carter	**MR**	**1,749**	**78.4**	**+ 7.7**
G. Eaton	**MR**	**1,747**	**78.3**	**+ 7.8**
***R. Moffrey**	**MR**	**1,744**	**78.1**	**+ 8.0**
***W. Moore**	**MR**	**1,733**	**77.6**	**+ 7.9**
***W. Manser**	**MR**	**1,724**	**77.2**	**+ 7.5**
W. Gardner	Prog	350	15.7	- 8.7
C. Mason	Prog	242	10.8	- 12.8
D. Carmichael	Soc	242	10.8	+ 3.7
T. Simmons	Prog	231	10.3	- 12.5
A. Winfield	Prog	230	10.3	- 12.0
W. Andrews	Prog	223	10.0	- 12.0
W. Willis	Prog	207	9.3	- 11.5
9.65% swing Prog to MR	Maj	1,410	63.2 ●	
		1,399	62.7 ●	
		1,397	62.6 ●	
		1,394	62.4 ●	
		1,383	61.9 ●	
		1,374	61.5 ●	

Latchmere

GAIN 4

1912 electorate %turnout		3,624	48.9	- 2.2
John Archer	**Prog**	**878**	**51.5**	**+10.1**
W. Andrews	**Prog**	**820**	**48.1**	**+ 6.9**
***W. Ashcroft**	**MR**	**812**	**47.6**	**- 6.0**
***G. Cooper**	**MR**	**804**	**47.2**	**- 4.1**
A. Richardson	**Prog**	**793**	**46.5**	**+ 7.4**
C. Mason	**Prog**	**787**	**46.2**	**+ 7.1**
J. Greenslade	Prog	785	46.0	+ 7.0
*A. Johnson	MR	763	44.8	- 6.2
B. Power	Prog	759	44.5	+ 7.2
*J. Soloman	MR	753	44.2	- 4.7
S. Thomas	MR	752	44.1	- 4.5
A. Simms	MR	736	43.2	- 5.1
D. Carmichael	Soc	165	9.7	+ 0.5
J. Bowley	Soc	141	8.3	- 0.7
W. Davis	Soc	138	8.1	- 0.7
W. Garnsey	Soc	125	7.3	- 1.4
A. James	Soc	112	6.6	- 2.1
W. Tye	Soc	107	6.3	
6.35% swing MR to Prog	Maj	115	6.7 ●	
		57	3.3 ●	
		27	1.6 ●	
		19	1.2 ●	
		30	1.7 ●	
		24	1.4 ●	

Nine Elms

GAIN 7

1912 electorate %turnout		4,772	38.6	- 6.5
***T. Brogan**	**Prog**	**1,003**	**58.7**	**+11.0**
J. Coltman	**Prog**	**999**	**58.4**	**+12.6**
A. Simmonds	**Prog**	**979**	**57.3**	**+15.3**
J. Legg	**Prog**	**958**	**56.0**	**+14.0**
A. Raynor	**Prog**	**952**	**55.7**	**+13.9**
J. O'Brien	**Prog**	**939**	**54.9**	**+13.1**
J. Kenny	**Prog**	**935**	**54.7**	**+13.9**
T. Simmons	**Prog**	**928**	**54.3**	**+14.1**
C. Young	**Prog**	**927**	**54.2**	**+15.0**
*F. Dunmore	MR	792	46.3	- 8.8
*J. French	MR	787	46.0	- 4.0
S. Faulkner	MR	774	45.3	- 3.6
H. Dunster	MR	770	45.0	- 3.7
E. Gibbons	MR	766	44.8	- 1.1
*P. Haythornthwaite	MR	764	44.7	+ 1.0
T. Harris	MR	723	42.3	- 1.3
*A. Keens	MR	714	41.7	- 2.0
*H. Morgan	MR	677	39.6	- 3.4
8.2% swing MR to Prog	Maj	211	12.4	
		207	12.1	
		187	11.0	
		166	9.7	
		160	9.4	
		147	8.6	
		143	8.4	
		136	8.0	
		135	7.9	

Park

1912 electorate %turnout		3,253	48.5	- 2.4
***C. Early**	**MR**	**850**	**55.7**	**+ 2.4**
***W. Hammond**	**MR**	**839**	**55.0**	**+ 2.4**
W. Bradford	**MR**	**827**	**54.2**	**+ 2.6**
***J. Richards**	**MR**	**798**	**52.3**	**+ 1.4**
W. Ashby	**MR**	**794**	**52.0**	**+ 1.1**
C. Owen	**MR**	**788**	**51.6**	**+ 3.0**
J. Cassidy	Prog	722	47.3	+ 4.5
J. Burns	Prog	721	47.3	+ 4.8
W. Evans	Prog	717	46.8	+ 5.6
J. Lane	Prog	707	46.3	+ 5.4
J. Treadwell	Prog	697	45.7	+ 5.3
J. Holly	Prog	695	45.5	+ 5.5
1.6% swing MR to Prog	Maj	128	8.4	
		117	7.7	
		105	6.9	
		76	5.0	
		72	4.7	
		66	4.3	

St John

1912 electorate %turnout		1,560	44.1	- 11.7
***Arthur Runeckles**	**MR**	**493**	**73.5**	**- 1.5**
T. Honhold	**MR**	**475**	**70.9**	**- 0.5**
C. Cooper	**MR**	**467**	**69.7**	**- 0.4**
G. Roche	Prog	200	29.8	+ 0.6
G. Gallon	Prog	191	28.5	+ 0.5
W. Bolt	Prog	185	27.6	- 0.4
0.2% swing MR to Prog	Maj	293	43.7	
		275	41.1	
		267	39.9	

Shaftesbury

GAIN 6

1912 electorate %turnout		3,259	50.4	- 1.5
J. Taylor	**Prog**	**793**	**49.8**	**+16.1**
W. Willis	**Prog**	**790**	**49.6**	**+15.9**
W. Watts	**Prog**	**788**	**49.5**	**+17.0**
A. Winfield	**Prog**	**776**	**48.8**	**+16.5**
W. Daniel	**Prog**	**769**	**48.3**	**+16.4**
F. Hall	**Prog**	**745**	**46.8**	**+15.2**
*J. Taylor	MR	694	43.6	+ 2.4
*J. Astill	MR	673	42.3	+ 2.1
E. Strange	MR	670	42.1	+ 2.6
*A. Bussell	MR	642	40.3	+ 1.6
*H. White	MR	636	40.0	- 1.3
*C. Read	MR	626	39.3	+ 0.9
W. Humphreys	Soc	184	11.6	- 1.0
A. Butler	Soc	162	10.2	- 0.1
E. Tomalin	Soc	155	9.7	- 0.1
G. Callingham	Soc	150	9.4	- 0.2
James Ganley	Soc	149	9.4	- 0.4
F. Scammell	Soc	146	9.2	- 0.5
7.75% swing MR to Prog	Maj	99	6.2	
		96	6.0	
		94	5.9	
		82	5.2	
		75	4.7	
		51	3.2	

Winstanley

1912 electorate %turnout		3,272	42.9	- 4.6
C. Mann	**Prog**	**742**	**55.8**	**+17.1**
F. Hovenden	**Prog**	**738**	**55.5**	**+16.9**
W. Marston	**Prog**	**711**	**53.5**	**+15.9**
C. Messenbird	**Prog**	**710**	**53.4**	**+15.8**
G. Lawther	**Prog**	**706**	**53.1**	**+17.6**
F. Martin	**Prog**	**697**	**52.4**	**+17.5**
*E. Brown	MR	659	49.6	- 11.7
*S. Whitmee	MR	633	47.6	- 5.0
*E. Clark	MR	598	45.0	- 3.8
T. Smith	MR	596	44.8	- 2.6
W. Scott	MR	595	44.8	- 1.6
*E. Hurlock	MR	589	44.3	- 1.9
10.6% swing MR to Prog	Maj	83	6.2	
		79	5.9	
		52	3.9	
		51	3.8	
		47	3.5	
		38	2.8	

Balham

1912 electorate %turnout		9,343	-
George Doland	**MR**	**Unop**	
***J. Garrett**	**MR**	**Unop**	
M. Glanville	**MR**	**Unop**	
J. Hallinan	**MR**	**Unop**	
***J. Nutting**	**MR**	**Unop**	
W. Penfold	**MR**	**Unop**	
J. Pickering	**MR**	**Unop**	
***Henry Prince**	**MR**	**Unop**	
***W. Towns**	**MR**	**Unop**	
swing incalculable			

Clapham North

1912 electorate %turnout		6,214	42.0	- 11.4
F. Corben	**MR**	**1,551**	**61.5**	**+ 3.4**
J. Groome	**MR**	**1,544**	**61.2**	**+ 3.4**
***C. Gulliford**	**MR**	**1,537**	**60.9**	**+ 3.5**
***H. Henderson**	**MR**	**1,536**	**60.9**	**+ 3.9**
***T. Young**	**MR**	**1,507**	**59.7**	**+ 3.8**
H. Sharman	**MR**	**1,454**	**57.6**	**+ 2.6**
A. Johnson	Soc	1,060	42.0	
F. Stevens	Soc	972	38.5	
F. Smith	Soc	971	38.5	
swing incalculable	Maj	491	19.5	
		484	19.2	
		477	18.9	
		476	18.9	
		447	17.7	
		394	15.6	

Clapham South

GAIN 1

1912 electorate %turnout		6,521	37.7	-
***H. Buchan**	**MR**	**1,641**	**68.2**	
T. Briggs	**MR**	**1,635**	**68.0**	
***T. Cox**	**MR**	**1,613**	**67.1**	
V. Cooke	**MR**	**1,612**	**67.0**	
***R. Duncan**	**MR**	**1,605**	**66.7**	
H. Golds	**MR**	**1,472**	**61.2**	
*H. Bulcraig	Ind	809	33.6	
swing incalculable	Maj	832	34.6	
		826	34.4	
		804	33.5	
		803	33.4	
		796	33.1	
		663	27.6	

Fairfield

1912 electorate %turnout		3,991	38.9	- 9.9
***G. Evershed**	**MR**	**1,061**	**67.5**	**+ 7.5**
***Joseph Plumridge**	**MR**	**1,013**	**64.4**	**+ 8.1**
F. Marmoy	**MR**	**998**	**63.5**	**+ 7.4**
***E. Couzens**	**MR**	**983**	**62.5**	**+ 6.5**
M. Robinson	**MR**	**979**	**62.3**	**+ 7.0**
***F. Eaton**	**MR**	**975**	**62.0**	**+ 8.0**
G. Sellers	Prog	571	36.3	+ 4.5
0.5% swing Prog to MR	Maj	490	31.2	
		442	30.1	
		427	27.2	
		412	26.2	
		408	26.0	
		404	25.7	

Putney

1912 electorate %turnout		5,721	49.6	-
***Arthur Mathias**	**MR**	**2,193**	**78.5**	
***D. Jackson**	**MR**	**2,156**	**77.2**	
***J. Carter**	**MR**	**2,133**	**76.4**	
***J. Radford**	**MR**	**2,132**	**76.3**	
W. Foot	**MR**	**2,128**	**76.2**	
***W. Renshaw**	**MR**	**2,127**	**76.2**	
Alfred Rawson	**MR**	**2,102**	**75.3**	
***E. Hoile**	**MR**	**2,091**	**74.9**	
A. Gosden	**MR**	**2,089**	**74.8**	
J. Dean	Prog	606	21.7	
S. Toms	Prog	562	20.1	
G. Blizard	Prog	556	19.9	
J. Hamilton	Prog	547	19.6	
W. Hickman	Prog	538	19.3	
G. White	Prog	531	19.0	
W. Scott	Prog	518	18.6	
A. Gridley	Prog	516	18.5	
W. Moore	Prog	500	17.9	
C. Gulliver	Ind	123	4.4	
swing incalculable	Maj	1,587	56.8	
		1,550	55.5	
		1,527	54.7	
		1,526	54.6	
		1,522	54.5	
		1,521	54.4	
		1,496	53.6	
		1,485	53.2	
		1,483	53.1	

Southfield

1912 electorate %turnout		6,924	35.9	- 2.4
***F. Bulstrode**	**MR**	**1,716**	**54.9**	**- 16.4**
***H. Campbell**	**MR**	**1,704**	**54.6**	**- 16.7**
J. Allsop	**MR**	**1,677**	**53.7**	**- 15.9**
A. Webster-Jones	**MR**	**1,618**	**51.8**	**- 14.9**
R. Turner	**MR**	**1,542**	**49.4**	**- 16.0**
H. Yapp	**MR**	**1,493**	**47.8**	**- 15.5**
J. Davis	Prog	846	27.1	- 5.0
A. West	Ind	796	25.5	
W. Dunkin	Ind	508	16.3	
5.45% swing MR to Prog	Maj	870	27.8 ●	
		858	27.5 ●	
		831	26.7 ●	
		772	24.7 ●	
		696	22.3 ●	
		647	20.7 ●	

Springfield

1912 electorate %turnout		6,222	40.4	+ 0.2
***W. Buchanan**	**MR**	**1,379**	**51.0**	
***J. Wise**	**MR**	**1,373**	**50.8**	
J. Lorden	**MR**	**1,347**	**49.8**	
***J. Denny**	**MR**	**1,283**	**47.5**	
W. Milestone	**MR**	**1,277**	**47.2**	
***J. Robinson**	**MR**	**1,259**	**46.6**	
*J. Roberts	Ind	964	35.7	
F. Liddington	Ind	962	35.6	
W. Piper	Ind	958	35.4	
J. Vanner	Ind	951	35.2	
W. Urquhart	Ind	871	32.2	
E. Wall	Prog	534	19.7	
J. Lewis	Prog	352	13.0	
swing incalculable	Maj	415	15.3 ●	
		409	15.1 ●	
		383	14.1 ●	
		319	11.8 ●	
		313	11.5 ●	
		295	10.9 ●	

Streatham

1912 electorate %turnout		10,597	-
***Thomas Comins**	**MR**	**Unop**	
***J. Harding**	**MR**	**Unop**	
G. Helmore	**MR**	**Unop**	
***C. Laceby**	**MR**	**Unop**	
M. Marsland	**MR**	**Unop**	
F. Pring	**MR**	**Unop**	
***A. Robinson**	**MR**	**Unop**	
A. Shaw	**MR**	**Unop**	
***T. Watson**	**MR**	**Unop**	
swing incalculable			

Tooting

GAIN 2

1912 electorate %turnout		6,091	38.3	- 3.9
***John Anderson**	**Ind**	**1,430**	**59.2**	**+10.9**
W. Mellhuish	**Ind**	**1,009**	**41.8**	
A. Hurley	**Ind**	**889**	**36.8**	
A. West	MR	632	26.2	- 11.1
J. Norman	MR	627	26.0	- 11.0
F. Watters	Lab	613	25.4	- 9.0
A. Allder	Lab	555	23.0	- 10.4
C. Blaber	Lab	550	22.8	- 9.0
A. Barker	Soc	123	5.1	+ 2.4
H. Joy	Soc	98	4.1	+ 1.5
H. Cooper	Soc	89	3.7	+ 1.2
13.15% swing MR to Ind	Maj	798	33.0 ●	
		377	15.6 ●	
		257	10.6 ●	

Summary of election results

Battersea	Year	Elec	%Poll	MR	Lab	Prog	Soc	Ind Soc
Bolingbroke	1912	4,274	46.0	67.9		32.1		
	1909	4,569	53.8	66.4		33.6		
Broomwood	1912	4,750	45.7	78.1		11.1	10.8	
	1909	4,681	58.5	70.3		22.6	7.1	
Church	1912	3,300	47.6	48.7		51.3		
	1909	4,396	50.3	49.3		41.4	9.3	
Latchmere	1912	3,624	48.9	45.2		47.1	7.7	
	1909	4,678	51.1	50.3	2.8	39.5	8.9	
Nine Elms	1912	4,772	38.6	44.0		56.0		
	1909	5,763	45.1	46.7	10.9	42.3		
Park	1912	3,253	48.5	53.5		46.5		
	1909	4,181	50.9	51.3		41.1	7.5	
St John	1912	1,560	44.1	71.4		28.6		
	1909	1,728	55.8	71.6		28.4		
Shaftesbury	1912	3,259	50.4	41.3		48.8	9.9	
	1909	3,875	51.9	45.7	5.1	37.7	11.4	
Winstanley	1912	3,272	42.9	46.0		54.0		
	1909	4,301	47.5	50.4		37.2	12.4	

Wandsworth	Year	Elec	%Poll	MR	Lab	Prog	Res	Soc	Ind
Balham	1912	9,343	-	9 Unop					
	1909	9,337	42.2	63.9		36.1			
Clapham North	1912	6,214	42.0	60.3				39.7	
	1909	6,167	53.4	56.9		43.1			
Clapham South	1912	6,521	37.7	66.4					33.6
	1909	6,443	-	5 Unop					1 Unop
Fairfield	1912	3,991	38.9	63.7		36.3			
	1909	4,182	48.8	56.3		29.9			13.8
Putney	1912	5,721	49.6	76.2		19.4			4.4
	1909	5,600	-	9 Unop					
Southfield	1912	6,924	35.9	52.0		27.1			20.9
	1909	6,777	38.3	67.9		32.1			
Springfield	1912	6,222	40.4	48.8		16.3			34.8
	1909	6,347	40.2	72.8				27.2	
Streatham	1912	10,597	-	9 Unop					
	1909	9,944	52.0	51.4			36.3		12.2
Tooting	1912	6,091	38.3	26.1	23.7			4.3	45.9
	1909	5,956	42.2	35.4	33.2			2.5	28.9

Councillors' majorities 1912

Battersea

1.	J. Jeffery	Church	3	0.2
2.	H. Thomas	Church	11	0.7
3.	T. White	Church	15	1.0
4.	G. Cooper	Latchmere	19	1.2
5.	C. Mason	Latchmere	24	1.4
6.	W. Ashcroft	Latchmere	27	1.6
7.	A. Richardson	Latchmere	30	1.7
8.	J. Bruce	Church	37	2.5
9.	A. Clist	Church	38	2.5
10.	F. Martin	Winstanley	38	2.7
11.	C. Barrington	Church	42	2.8
12.	F. Hall	Shaftesbury	51	3.2
13.	W. Andrews	Latchmere	57	3.3
14.	G. Lawther	Winstanley	47	3.5
15.	C. Messenberd	Winstanley	51	3.8
16.	W. Marston	Winstanley	52	3.9
17.	C. Owen	Park	66	4.3
18.	W. Ashby	Park	72	4.7
19.	W. Daniel	Shaftesbury	75	4.7
20.	J. Richards	Park	76	5.0
21.	A. Winfield	Shaftesbury	82	5.2
22.	F. Hovenden	Winstanley	79	5.9
23.	W. Watts	Shaftesbury	94	5.9
24.	W. Willis	Shaftesbury	96	6.0
25.	J. Taylor	Shaftesbury	99	6.2
26.	C. Mann	Winstanley	83	6.2
27.	John Archer	Latchmere	115	6.7
28.	W. Bradford	Park	105	6.9
29.	W. Hammond	Park	117	7.7
30.	C. Young	Nine Elms	135	7.9
31.	T. Simmons	Nine Elms	136	8.0
32.	C. Early	Park	128	8.4
33.	J. Kenny	Nine Elms	143	8.4
34.	J. O'Brien	Nine Elms	147	8.6
35.	A. Raynor	Nine Elms	160	9.4
36.	J. Legg	Nine Elms	166	9.7
37.	A. Simmonds	Nine Elms	187	11.0
38.	J. Coltman	Nine Elms	207	12.1
39.	T. Brogan	Nine Elms	211	12.4
40.	G. Kettley	Bolingbroke	651	34.2
41.	C. May	Bolingbroke	661	34.7
42.	J. Taylor	Bolingbroke	672	35.3
43.	J. Taylor	Bolingbroke	682	35.8
44.	H. Bigden	Bolingbroke	683	35.9
45.	R. Johnson	Bolingbroke	687	36.1
46.	C. Cooper	St John	267	39.9
47.	T. Honhold	St John	275	41.1
48.	Arthur Runeckles	St John	293	43.7
49.	W. Manser	Broomwood	1,374	61.5
50.	Moore	Broomwood	1,383	61.9
51.	R. Moffrey	Broomwood	1,394	62.4
52.	G. Eaton	Broomwood	1,397	62.6
53.	W. Carter	Broomwood	1,399	62.7
54.	F. Abbott	Broomwood	1,410	63.2

Wandsworth

1.	A. Hurley	Tooting	257	10.6
2.	J. Robinson	Springfield	295	10.9
3.	W. Milestone	Springfield	313	11.5
4.	J. Denny	Springfield	319	11.8
5.	J. Lorden	Springfield	383	14.1
6.	J. Wise	Springfield	409	15.1
7.	W. Buchanan	Springfield	415	15.3
8.	W. Mellhuish	Tooting	377	15.6
9.	H. Sharman	Clapham North	394	15.6
10.	T. Young	Clapham North	447	17.7
11.	H. Henderson	Clapham North	476	18.9
12.	C. Gulliford	Clapham North	477	18.9
13.	J. Groome	Clapham North	484	19.2
14.	F. Corben	Clapham North	491	19.5
15.	H. Yapp	Southfield	647	20.7
16.	R. Turner	Southfield	696	22.3
17.	A. Webster-Jones	Southfield	772	24.7
18.	F. Eaton	Fairfield	404	25.7
19.	M. Robinson	Fairfield	407	26.0
20.	E. Couzens	Fairfield	408	26.0
21.	F. Marmoy	Fairfield	412	26.2
22.	J. Allsop	Southfield	831	26.7
23.	Joseph Plumridge	Fairfield	427	27.2
24.	H. Campbell	Southfield	858	27.5
25.	H. Golds	Clapham South	663	27.6
26.	F. Bulstrode	Southfield	870	27.8
27.	G. Evershed	Fairfield	490	31.2
28.	John Anderson	Tooting	798	33.0
29.	R. Duncan	Clapham South	796	33.1
30.	V. Cooke	Clapham South	803	33.4
31.	T. Cox	Clapham South	804	33.5
32.	T. Briggs	Clapham South	826	34.4
33.	H. Buchan	Clapham South	832	34.6
34.	A. Gosden	Putney	1,483	53.1
35.	E. Hoile	Putney	1,485	53.2
36.	Alfred Rawson	Putney	1,496	53.6
37.	W. Renshaw	Putney	1,521	54.4
38.	W. Foot	Putney	1,522	54.5
39.	J. Radford	Putney	1,526	54.6
40.	J. Carter	Putney	1,527	54.7
41.	D. Jackson	Putney	1,550	55.5
42.	Arthur Mathias	Putney	1,587	56.8
43.	W. Towns	Balham	Unopposed	
44.	Henry Prince	Balham	Unopposed	
45.	J. Pickering	Balham	Unopposed	
46.	W. Penfold	Balham	Unopposed	
47.	J. Nutting	Balham	Unopposed	
48.	J. Hallinan	Balham	Unopposed	
49.	M. Glanville	Balham	Unopposed	
50.	J. Garrett	Balham	Unopposed	
51.	George Doland	Balham	Unopposed	
52.	T. Watson	Streatham	Unopposed	
53.	A. Shaw	Streatham	Unopposed	
54.	A. Robinson	Streatham	Unopposed	
55.	F. Pring	Streatham	Unopposed	
56.	M. Marsland	Streatham	Unopposed	
57.	C. Laceby	Streatham	Unopposed	
58.	G. Helmore	Streatham	Unopposed	
59.	J. Harding	Streatham	Unopposed	
60.	Thomas Comins	Streatham	Unopposed	

1919

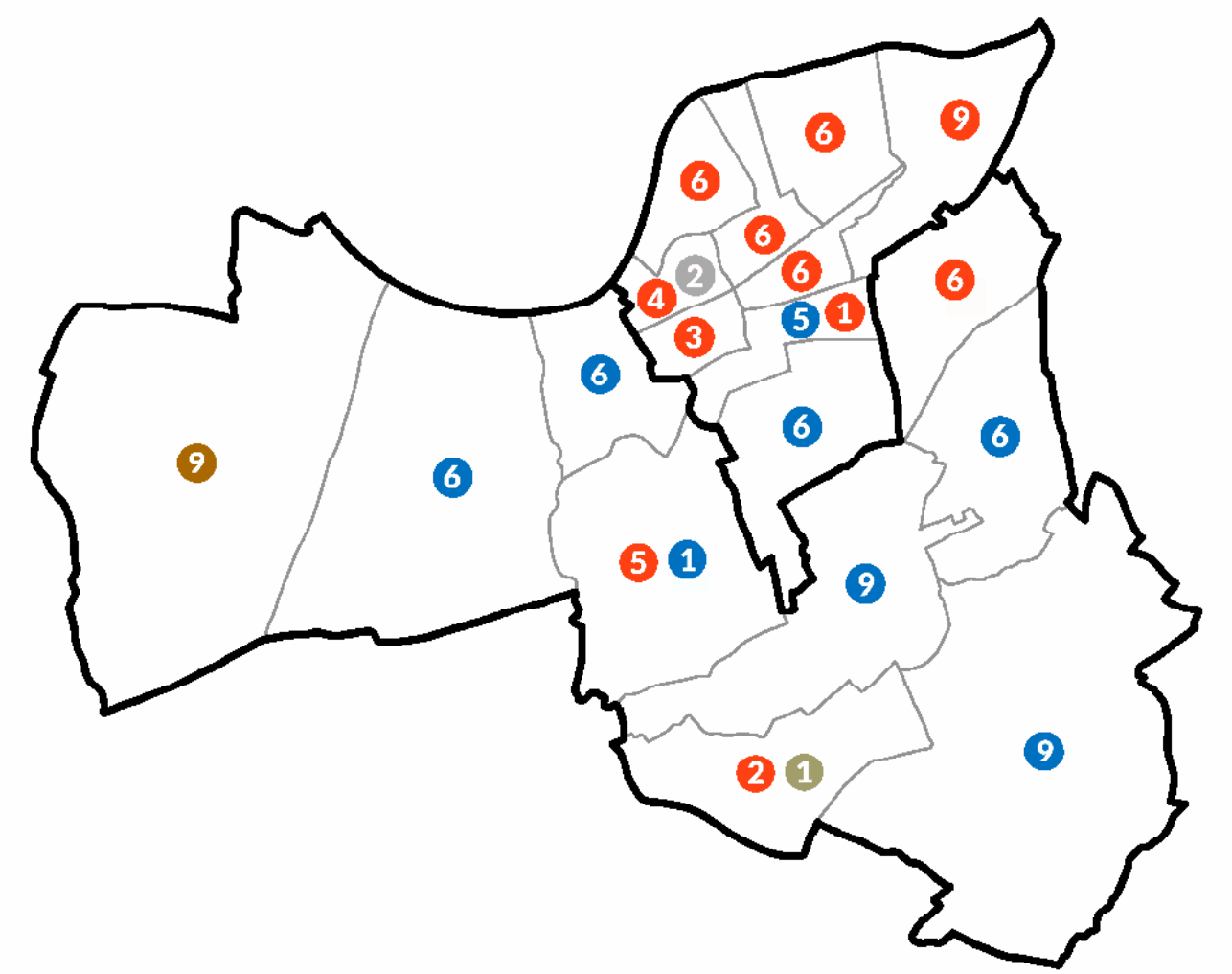

Battersea

Labour	41
Municipal Reform	11
National Federation of Discharged Servicemen	2

Wandsworth

Municipal Reform	37
Labour	13
Residents' Association	9
Independent	1

Bolingbroke

GAIN 1

1919 electorate %turnout		8,998	30.1	- 15.9
***R. Johnson**	**MR**	**1,345**	**52.3**	
W. Ashby	**MR**	**1,329**	**51.7**	
***J. Taylor**	**MR**	**1,326**	**51.6**	
W. Evans	**Lab**	**1,315**	**51.1**	
T. Jones	**MR**	**1,315**	**51.1**	
***C. May**	**MR**	**1,296**	**50.4**	
*G. Kettley	MR	1,287	50.0	
James Ganley	Lab	1,279	49.7	
A. Hollidge	Lab	1,252	48.7	
A. Lindsay	Lab	1,248	48.5	
F. Smith	Lab	1,230	47.8	
H. Offin	Lab	1,210	47.0	
swing incalculable	Maj	66	2.6 ●	
		50	2.0 ●	
		47	1.9 ●	
		28	1.1 ●	
		36	1.4 ●	
		17	0.4 ●	

Church

GAIN 6

1919 electorate %turnout		7,090	25.6	- 22.0
J. Brown	**Lab**	**1,457**	**79.7**	
***A. Clist**	**Lab**	**1,431**	**78.3**	
***J. Bruce**	**Lab**	**1,415**	**77.4**	
G. Davis	**Lab**	**1,371**	**75.0**	
Caroline Ganley	**Lab**	**1,354**	**74.1**	
T. Varran	**Lab**	**1,347**	**73.7**	
J. Champ	NDP	332	18.2	
F. Baugh	NDP	319	17.4	
H. Harrison	NDP	257	14.1	
J. Jenkin	NDP	250	13.7	
H. Taylor	NDP	243	13.3	
C. Wilkinson	NDP	237	13.0	
D. Cotter	Ind	159	8.7	
swing incalculable	Maj	1,125	61.5 ●	
		1,099	60.1 ●	
		1,083	59.2 ●	
		1,039	56.8 ●	
		1,022	55.9 ●	
		1,015	55.5 ●	

Broomwood

1919 electorate %turnout		9,513	33.0	- 12.7
***F. Abbott**	**MR**	**2,031**	**67.5**	
***W. Moore**	**MR**	**2,025**	**67.3**	
P. Haythornthwaite	**MR**	**2,025**	**67.3**	
F. Dunmore	**MR**	**1,985**	**66.0**	
***G. Eaton**	**MR**	**1,976**	**65.7**	
H. White	**MR**	**1,933**	**64.3**	
F. Denning	Lab	1,095	36.4	
J. Freeborough	Lab	1,028	34.2	
A. Headlam	Lab	1,011	33.6	
F. Richardson	Lab	984	32.7	
G. Rushworth	Lab	984	32.7	
C. King	Lab	972	32.3	
swing incalculable	Maj	936	31.1 ●	
		930	30.9 ●	
		930	30.9 ●	
		890	29.6 ●	
		881	19.3 ●	
		838	17.9 ●	

Latchmere

GAIN 6

1919 electorate %turnout		7,625	29.5	- 19.4
***John Archer**	**Lab**	**1,463**	**72.1**	
Alfred Prichard	**Lab**	**1,412**	**69.6**	
***W. Andrews**	**Lab**	**1,407**	**69.3**	
W. Croucher	**Lab**	**1,395**	**68.7**	
***C. Mason**	**Lab**	**1,385**	**68.2**	
W. Garnsey	**Lab**	**1,372**	**67.6**	
*W. Ashcroft	MR	694	34.2	- 13.4
J. Blackburn	MR	654	32.2	- 15.0
S. Smith	MR	632	31.1	- 13.7
F. Jefferis	MR	620	30.5	- 13.7
S. Thomas	MR	589	29.0	- 15.1
S. Skinner	MR	554	27.3	- 15.9
swing incalculable	Maj	769	37.9 ●	
		718	35.4 ●	
		713	35.1 ●	
		701	34.5 ●	
		691	34.0 ●	
		678	33.4 ●	

Nine Elms

GAIN 9

1919 electorate %turnout		10,330	22.8	-15.8
A. Simmonds	**Lab**	**1,873**	**88.2**	
G. Saunders	**Lab**	**1,859**	**87.5**	
J. Hendrick	**Lab**	**1,840**	**86.6**	
R. Moore	**Lab**	**1,831**	**86.2**	
T. McCulloch	**Lab**	**1,828**	**86.1**	
A. Pecksen	**Lab**	**1,818**	**85.6**	
***T. Simmons**	**Lab**	**1,817**	**85.6**	
M. Prior	**Lab**	**1,816**	**85.5**	
***J. O'Brien**	**Lab**	**1,803**	**84.9**	
P. Haythornthwaite	MR	307	14.5	- 31.8
A. Marriott	MR	306	14.4	- 31.6
A. Maddocks	MR	304	14.3	- 31.0
F. Dunmore	MR	297	14.0	- 31.0
G. Lawther	MR	296	13.9	- 30.9
J. Edwards	MR	288	13.6	- 31.1
E. Billington	MR	283	13.3	- 29.0
G. Rees	MR	282	13.3	- 28.4
P. Ashby	MR	267	12.6	- 27.0
swing incalculable	Maj	1,566	73.7 ●	
		1,552	73.0 ●	
		1,533	72.1 ●	
		1,524	71.7 ●	
		1,521	71.6 ●	
		1,511	71.1 ●	
		1,510	71.1 ●	
		1,509	71.0 ●	
		1,496	70.4 ●	

Park

GAIN 6

1919 electorate %turnout		6,938	27.7	- 20.8
J. Chesterman	**Lab**	**1,214**	**67.7**	
J. MacDonnell	**Lab**	**1,172**	**65.4**	
J. Hockley	**Lab**	**1,167**	**65.1**	
H. Mills	**Lab**	**1,159**	**64.6**	
W. Nichols	**Lab**	**1,152**	**64.2**	
R. Kiloh	**Lab**	**1,124**	**62.7**	
W. Moore	MR	661	36.9	- 18.8
*W. Bradford	MR	635	35.4	- 19.6
G. Gerratt	MR	634	35.4	- 18.8
S. Baker	MR	625	34.9	- 17.4
J. Williams	MR	615	34.3	- 17.7
*C. Owen	MR	602	33.6	- 18.0
swing incalculable	Maj	553	30.8 ●	
		511	28.5 ●	
		498	28.2 ●	
		498	27.7 ●	
		491	27.3 ●	
		463	25.8 ●	

St John

GAIN 3

1919 electorate %turnout		3,276	29.7	- 14.4
A. Townsend	**Lab**	**529**	**57.2**	
A. Welsh	**Lab**	**505**	**54.6**	
G. Wheeler	**Lab**	**490**	**53.0**	
*W. Hammond	MR	423	45.7	- 27.8
*A. Runeckles	MR	419	45.3	- 25.6
*C. Cooper	MR	410	44.3	- 25.4
swing incalculable	Maj	106	11.5 ●	
		82	8.9 ●	
		67	7.3 ●	

Shaftesbury

GAIN 6

1919 electorate %turnout		6,635	36.2	- 14.2
***W. Daniel**	**Lab**	**1,642**	**74.9**	
C. Young	**Lab**	**1,621**	**74.0**	
***A. Winfield**	**Lab**	**1,614**	**73.7**	
A. Densley	**Lab**	**1,613**	**73.6**	
E. Tomalin	**Lab**	**1,549**	**70.7**	
Hubert Harling	**Lab**	**1,537**	**70.1**	
J. Taylor	MR	697	31.8	
E. Strange	MR	631	28.8	
G. Weadriff	MR	586	26.7	
W. Barrow	MR	567	25.9	
G. Morgan	MR	545	24.9	
*W. Watts	MR	545	24.9	
swing incalculable	Maj	945	43.1 ●	
		924	42.2 ●	
		917	41.9 ●	
		916	41.8 ●	
		852	38.9 ●	
		840	38.3 ●	

Winstanley

GAIN 4 GAIN 2

1919 electorate %turnout		7,588	23.6	- 19.3
C. Marshall	**Lab**	**1,186**	**40.3**	
W. Okines	**Lab**	**1,183**	**40.2**	
H. White	**Lab**	**1,116**	**38.0**	
A. Goodson	**NFDS**	**1,025**	**34.9**	
E. Diedrichs-Duval	**Lab**	**1,024**	**34.8**	
J. Edwards	**NFDS**	**1,014**	**34.5**	
T. Brogan	Ind	534	18.2	
W. Aldridge	MR	321	10.9	
J. Smith	MR	301	10.2	
E. Brown	MR	277	9.4	
G. Belshaw	MR	226	7.7	
J. Soloman	MR	217	7.4	
S. Clapham	MR	216	7.3	
swing incalculable	Maj	652	22.1 ●	
		649	22.0 ●	
		582	19.8 ●	
		491	16.7 ●	
		490	16.6 ●	
		480	16.3 ●	

Balham

1919 electorate %turnout		22,263	22.7	-
***M. Glanville**	**MR**	**2,759**	**58.3**	
***George Doland**	**MR**	**2,522**	**53.3**	
W. French	**MR**	**2,494**	**52.7**	
***Henry Prince**	**MR**	**2,439**	**51.5**	
H. Parsons	**MR**	**2,373**	**50.1**	
R. Phillips	**MR**	**2,351**	**49.6**	
F. Piper	**MR**	**2,335**	**49.3**	
H. West	**MR**	**2,320**	**49.0**	
***W. Towns**	**MR**	**2,191**	**46.3**	
T. Ball	Prog	1,400	29.6	
N. Best	Lab	1,309	27.6	
E. Sanders	Prog	1,293	27.3	
J. Blake	Lab	1,178	24.9	
J. Dobie	Lab	1,165	24.6	
H. Mason	Lab	1,165	24.6	
J. Newton	Lab	1,158	24.5	
J. Ayris	Prog	1,153	24.3	
W. Labram	Lab	1,131	23.9	
G. Cox	Prog	1,099	23.2	
A. Watson	Prog	1,093	23.1	
C. Quinn	Prog	1,088	23.0	
E. Stewart	Prog	1,030	21.7	
A. Sullivan	Prog	1,020	21.5	
J. Swan-Taylor	Prog	1,005	21.2	
swing incalculable	Maj	1,359	28.7 ●	
		1,122	23.7 ●	
		1,094	23.1 ●	
		1,039	21.9 ●	
		973	20.5 ●	
		951	20.0 ●	
		935	19.7 ●	
		920	19.4 ●	
		791	16.7 ●	

Clapham North

GAIN 6

1919 electorate %turnout		12,830	26.6	- 15.4
T. Higgins	**Lab**	**1,920**	**59.2**	
W. Field	**Lab**	**1,892**	**58.4**	
J. Rich	**Lab**	**1,848**	**57.0**	
A. Marlow	**Lab**	**1,833**	**56.5**	
A. Wall	**Lab**	**1,809**	**55.8**	
C. Sprules	**Lab**	**1,779**	**54.9**	
*C. Gulliford	MR	1,454	44.8	- 16.7
*H. Golds	MR	1,436	44.3	- 16.9
H. Tutill	MR	1,402	43.2	- 17.7
E. Robotham	MR	1,370	42.3	- 18.6
A. Saw	MR	1,358	41.9	- 17.8
L. Smith	MR	1,352	41.7	- 15.9
swing incalculable	Maj	466	14.4 ●	
		438	13.6 ●	
		394	12.2 ●	
		379	11.7 ●	
		355	11.0 ●	
		325	10.1 ●	

Clapham South

1919 electorate %turnout		13,627	26.0	- 11.7
Thomas Comins	**MR**	**2,131**	**63.0**	**- 5.2**
W. Clarke	**MR**	**2,127**	**62.9**	**- 5.1**
***Tom Cox**	**MR**	**2,107**	**62.3**	**- 4.9**
***R. Duncan**	**MR**	**2,092**	**61.8**	**- 5.2**
A. West	**MR**	**2,023**	**59.8**	**- 6.9**
A. Shaw	**MR**	**1,977**	**58.4**	**- 2.8**
A. Jones	Lab	1,340	39.6	
H. Samuel	Lab	1,334	39.4	
F. Maddocks	Lab	1,332	39.4	
E. Williams	Lab	1,297	38.3	
A. Scott-Forbes	Lab	1,270	37.5	
G. Outten	Lab	1,265	37.4	
swing incalculable	Maj	791	23.4 ●	
		787	23.3 ●	
		767	22.7 ●	
		752	22.2 ●	
		683	20.2 ●	
		637	18.8 ●	

Fairfield

1919 electorate %turnout		8,670	31.0	- 7.9
***G. Evershed**	**MR**	**1,418**	**50.7**	**- 16.8**
M. Riches	**MR**	**1,398**	**50.0**	**- 14.4**
***F. Marmoy**	**MR**	**1,340**	**47.9**	**- 15.6**
J. Heard	**MR**	**1,291**	**46.2**	**- 16.3**
***F. Eaton**	**MR**	**1,277**	**45.7**	**- 16.6**
E. Dixon	**MR**	**1,275**	**45.6**	**- 16.4**
J. Redman	Lab	1,118	40.0	
A. Waller	Lab	1,089	38.9	
R. Hoyle	Lab	1,075	38.4	
A. Scott	Lab	1,070	38.3	
C. Symons	Lab	1,070	38.3	
G. Gibbs	Lab	1,049	37.5	
J. Seaman	Ind	385	13.8	
swing incalculable	Maj	300	10.7 ●	
		280	10.0 ●	
		222	7.9 ●	
		173	6.2 ●	
		159	5.7 ●	
		157	5.6 ●	

Putney

GAIN 9

1919 electorate %turnout		11,566	25.1	- 24.5
Henry Jackson	**Res**	**2,379**	**85.7**	
***Arthur Mathias**	**Res**	**2,353**	**84.7**	
F. Allen	**Res**	**2,307**	**83.1**	
J. Baines	**Res**	**2,256**	**81.2**	
Lord Strathspey	**Res**	**2,234**	**80.4**	
***D. Jackson**	**Res**	**2,233**	**80.4**	
***W. Foot**	**Res**	**2,222**	**80.0**	
***Alfred Rawson**	**Res**	**2,216**	**79.8**	
***J. Radford**	**Res**	**2,184**	**78.6**	
W. Backhouse	Lab	561	20.2	
M. Winter	Lab	525	18.9	
E. Whitlock	Lab	493	17.8	
H. Peter	Lab	492	17.7	
R. Pavey	Lab	491	17.7	
wing incalculable	Maj	1,818	65.5 ●	
		1,792	64.5 ●	
		1,746	62.9 ●	
		1,695	61.0 ●	
		1,673	60.2 ●	
		1,672	60.2 ●	
		1,661	59.8 ●	
		1,655	59.6 ●	
		1,623	58.4 ●	

Southfield

1919 electorate %turnout		18,858	23.8	- 12.1
***J. Allsop**	**MR**	**2,041**	**63.0**	**+ 8.1**
F. Ayshford	**MR**	**1,986**	**61.3**	**+ 6.7**
J. Barron	**MR**	**1,986**	**61.3**	**+ 7.6**
***A. Webster-Jones**	**MR**	**1,976**	**61.0**	**+ 9.2**
T. Harding	**MR**	**1,937**	**59.8**	**+10.4**
Samuel Cresswell	**MR**	**1,930**	**59.6**	**+11.8**
E. Blizard	Lab	1,380	42.6	
A. Beattey	Lab	1,333	41.2	
E. Jenkins	Lab	1,268	39.2	
George Wyver	Lab	1,200	37.1	
B. Murray-Bruce	Lab	1,198	37.0	
H. Phillips	Lab	1,191	36.8	
swing incalculable	Maj	661	20.4 ●	
		606	17.7 ●	
		606	17.7 ●	
		596	17.4 ●	
		557	17.2 ●	
		550	17.0 ●	

Springfield

GAIN 5

1919 electorate %turnout		14,960	28.8	- 11.6
G. Blizzard	**Lab**	**2,341**	**58.3**	
W. Humphreys	**Lab**	**2,124**	**52.9**	
E. Fry	**Lab**	**2,115**	**52.6**	
***W. Buchanan**	**MR**	**2,038**	**50.7**	**- 0.3**
C. Manning	**Lab**	**2,008**	**50.0**	
H. Matthews	**Lab**	**1,995**	**49.6**	
W. Harrison	MR	1,980	49.3	- 1.5
D. Duff	MR	1,970	49.0	- 0.8
A. Pumfrey	Lab	1,968	49.0	
F. Hart	MR	1,889	47.0	- 0.5
W. Piper	MR	1,856	46.2	- 1.0
*W. Milestone	MR	1,825	45.4	- 1.2
swing incalculable	Maj	361	8.0 ●	
		144	3.6 ●	
		135	3.3 ●	
		70	1.7 ●	
		28	0.7 ●	
		15	0.3 ●	

Streatham

1919 electorate %turnout		23,415	35.0	-
H. Stephens	**MR**	**5,006**	**63.8**	
G. Feasey	**MR**	**4,958**	**63.2**	
A. Robinson	**MR**	**4,889**	**62.3**	
J. Curtis	**MR**	**4,862**	**61.9**	
Charles Mills	**MR**	**4,815**	**61.3**	
Stephen Sanders	**MR**	**4,809**	**61.3**	
C. Laceby	**MR**	**4,746**	**60.5**	
G. Porter	**MR**	**4,725**	**60.2**	
T. Watson	**MR**	**4,675**	**59.6**	
W. Bell	Lab	2,475	31.5	
H. Ainsworth	Lab	2,154	27.4	
J. Gray	Lab	2,145	27.3	
D. Green	Lab	2,061	26.3	
W. Bright	Lab	2,046	26.1	
J. Mavtavish	Lab	2,035	25.9	
I. Kipling	Lab	2,033	25.9	
J. Halsey	Lab	2,004	25.5	
J. Hazell	Lab	1,966	25.0	
H. Warne	Prog	1,048	13.3	
J. Costello	Prog	1,035	13.2	
L. Gledstone	Prog	1,022	13.0	
G. Hewitt	Prog	946	12.1	
J. Jones	Prog	903	11.5	
K. Shrubsall	Prog	856	10.9	
T. Smith	Prog	826	10.5	
A. Warner	Prog	809	10.3	
R. O'Donoghue	Prog	803	10.2	
swing incalculable	Maj	2,531	32.3	
		2,483	31.7	
		2,414	30.8	
		2,387	30.4	
		2,340	29.8	
		2,334	29.8	
		2,271	29.0	
		2,250	28.7	
		2,200	28.1	

Tooting

GAIN 2

1919 electorate %turnout		15,452	18.3	- 20.0
W. Eland	**Lab**	**1,521**	**57.5**	**+32.1**
***A. Hurley**	**Ind**	**1,346**	**50.9**	**+14.1**
A. Siffleet	**Lab**	**1,345**	**50.9**	**+27.9**
F. Freestone	Lab	1,335	50.5	+27.7
H. Cusden	Ind	1,218	46.1	
G. Roche	Ind	1,164	44.0	
14.1% swing Ind to Lab	Maj	303	11.4	
		11	0.4	
		127	4.8	

Summary of election results

Battersea	Date	Elec	%Poll	MR	Lab	Prog	Soc	Ind	NFDS	NDP
Bolingbroke	1919	8,998	30.1	51.1	48.9					
	1912	4,274	46.0	67.9		32.1				
Broomwood	1919	9,513	33.0	66.4	33.6					
	1912	4,750	45.7	78.1		11.1	10.8			
Church	1919	7,090	25.6		76.4			8.7		15.0
	1912	3,300	47.6	48.7		51.3				
Latchmere	1919	7,625	29.5	30.8	69.2					
	1912	3,624	48.9	45.2		47.1	7.7			
Nine Elms	1919	10,330	22.8	13.8	86.2					
	1912	4,772	38.6	44.0		56.0				
Park	1919	6,938	27.7	35.0	65.0					
	1912	3,253	48.5	53.5		46.5				
St John	1919	3,276	29.7	45.1	54.9					
	1912	1,560	44.1	71.4		28.6				
Shaftesbury	1919	6,635	36.2	27.2	72.8					
	1912	3,259	50.4	41.3		48.8	9.9			
Winstanley	1919	7,588	23.6	8.8	38.3			18.2	34.7	
	1912	3,272	42.9	46.0		54.0				

Wandsworth	Date	Elec	%Poll	MR	Lab	Prog	Res	Ind	Soc
Balham	1919	22,263	22.7	51.1	25.0	23.9			
	1912	9,343	-	9 Unop					
Clapham North	1919	12,830	26.6	43.0	57.0				
	1912	6,214	42.0	60.3					39.7
Clapham South	1919	13,627	26.0	61.4	38.6				
	1912	6,521	37.7	66.4				33.6	
Fairfield	1919	8,670	31.0	47.7	38.6			13.8	
	1912	3,991	38.9	63.7		36.3			
Putney	1919	11,566	25.1		18.5		81.5		
	1912	5,721	49.6	76.2		19.4		4.4	
Southfield	1919	18,858	23.8	61.0	39.0				
	1912	6,924	35.9	52.0		27.1		20.9	
Springfield	1919	14,960	28.8	47.9	52.1				
	1912	6,222	40.4	48.8		16.3		34.8	
Streatham	1919	23,415	35.0	61.6	26.8	11.6			
	1912	10,597	-	9 Unop					
Tooting	1919	15,452	18.3		53.0			47.0	
	1912	6,091	38.3	26.1	23.7			45.9	4.3

Councillors' majorities 1919

Battersea

1.	● C. May	Bolingbroke	17	0.4
2.	● W. Evans	Bolingbroke	28	1.1
3.	● T. Jones	Bolingbroke	36	1.4
4.	● J. Taylor	Bolingbroke	47	1.9
5.	● W. Ashby	Bolingbroke	50	2.0
6.	● R. Johnson	Bolingbroke	66	2.6
7.	● G. Wheeler	St John	67	7.3
8.	● A. Welsh	St John	82	8.9
9.	● A. Townsend	St John	106	11.5
10.	● J. Edwards	Winstanley	480	16.3
11.	● E. Diedrichs-Duval	Winstanley	490	16.6
12.	● A. Goodson	Winstanley	491	16.7
13.	● H. White	Broomwood	838	17.9
14.	● G. Eaton	Broomwood	881	19.3
15.	● H. White	Winstanley	582	19.8
16.	● W. Okines	Winstanley	649	22.0
17.	● C. Marshall	Winstanley	652	22.1
18.	● Ruxton Kiloh	Park	463	25.8
19.	● W. Nichols	Park	491	27.3
20.	● H. Mills	Park	498	27.7
21.	● J. Hockley	Park	506	28.2
22.	● J. MacDonnell	Park	511	28.5
23.	● F. Dunmore	Broomwood	890	29.6
24.	● J. Chesterman	Park	553	30.8
25.	● P. Haythornthwaite	Broomwood	930	30.9
26.	● W. Moore	Broomwood	930	30.9
27.	● F. Abbott	Broomwood	936	31.1
28.	● W. Garney	Latchmere	678	33.4
29.	● C. Mason	Latchmere	691	34.0
30.	● W. Croucher	Latchmere	701	34.5
31.	● W. Andrews	Latchmere	713	35.1
32.	● Alfred Prichard	Latchmere	718	35.4
33.	● John Archer	Latchmere	769	37.9
34.	● Hubert Harling	Shaftesbury	840	38.3
35.	● E. Tomalin	Shaftesbury	852	38.9
36.	● A. Densley	Shaftesbury	916	41.8
37.	● A. Winfield	Shaftesbury	917	41.9
38.	● C. Young	Shaftesbury	924	42.2
39.	● W. Daniel	Shaftesbury	945	43.1
40.	● T. Varran	Church	1,015	55.5
41.	● Caroline Ganley	Church	1,022	55.9
42.	● G. Davis	Church	1,039	56.8
43.	● J. Bruce	Church	1,083	59.2
44.	● A. Clist	Church	1,099	60.1
45.	● J. Brown	Church	1,125	61.5
46.	● J. O'Brien	Nine Elms	1,496	70.4
47.	● M. Prior	Nine Elms	1,509	71.0
48.	● T. Simmons	Nine Elms	1,510	71.1
49.	● A. Pecksen	Nine Elms	1,511	71.1
50.	● T. McCulloch	Nine Elms	1,521	71.6
51.	● R. Moore	Nine Elms	1,524	71.7
52.	● J. Hendrick	Nine Elms	1,533	72.1
53.	● G. Saunders	Nine Elms	1,552	73.0
54.	● A. Simmonds	Nine Elms	1,566	73.7

Wandsworth

1.	● H. Matthews	Springfield	15	0.3
2.	● A. Hurley	Tooting	11	0.4
3.	● C. Manning	Springfield	28	0.7
4.	● W. Buchanan	Springfield	70	1.7
5.	● E. Fry	Springfield	135	3.3
6.	● W. Humphreys	Springfield	144	3.6
7.	● A. Siffleet	Tooting	127	4.8
8.	● E. Dixon	Fairfield	157	5.6
9.	● F. Eaton	Fairfield	159	5.7
10.	● J. Heard	Fairfield	173	6.2
11.	● F. Marmoy	Fairfield	222	7.9
12.	● G. Blizzard	Springfield	361	8.0
13.	● M. Riches	Fairfield	280	10.0
14.	● C. Sprules	Clapham North	325	10.1
15.	● G. Evershed	Fairfield	300	10.7
16.	● A. Wall	Clapham North	355	11.0
17.	● W. Eland	Tooting	303	11.4
18.	● A. Marlow	Clapham North	379	11.7
19.	● J. Rich	Clapham North	394	12.2
20.	● W. Field	Clapham North	438	13.6
21.	● T. Higgins	Clapham North	466	14.4
22.	● W. Towns	Balham	791	16.7
23.	● Samuel Cresswell	Southfield	550	17.0
24.	● T. Harding	Southfield	557	17.2
25.	● A. Webster-Jones	Southfield	596	17.4
26.	● J. Barron	Southfield	606	17.7
27.	● F. Ayshford	Southfield	606	17.7
28.	● A. Shaw	Clapham South	637	18.8
29.	● H. West	Balham	920	19.4
30.	● F. Piper	Balham	935	19.7
31.	● R. Phillips	Balham	951	20.0
32.	● A. West	Clapham South	683	20.2
33.	● J. Allsop	Southfield	661	20.4
34.	● H. Parsons	Balham	973	20.5
35.	● Henry Prince	Balham	1,039	21.9
36.	● R. Duncan	Clapham South	752	22.2
37.	● T. Cox	Clapham South	767	22.7
38.	● W. French	Balham	1,094	23.1
39.	● W. Clarke	Clapham South	787	23.3
40.	● Thomas Comins	Clapham South	791	23.4
41.	● George Doland	Balham	1,122	23.7
42.	● T. Watson	Streatham	2,200	28.1
43.	● M. Glanville	Balham	1,359	28.7
44.	● G. Porter	Streatham	2,250	28.7
45.	● C. Laceby	Streatham	2,271	29.0
46.	● Stephen Sanders	Streatham	2,334	29.8
47.	● Charles Mills	Streatham	2,340	29.8
48.	● J. Curtis	Streatham	2,387	30.4
49.	● A. Robinson	Streatham	2,414	30.8
50.	● G. Feasey	Streatham	2,483	31.7
51.	● H. Stephens	Streatham	2,531	32.3
52.	● J. Radford	Putney	1,623	58.4
53.	● Alfred Rawson	Putney	1,655	59.6
54.	● W. Foot	Putney	1,661	59.8
55.	● D. Jackson	Putney	1,672	60.2
56.	● Lord Strathspey	Putney	1,673	60.2
57.	● J. Baines	Putney	1,695	61.0
58.	● F. Allen	Putney	1,746	62.9
59.	● Arthur Mathias	Putney	1,792	64.5
60.	● Henry Jackson	Putney	1,818	65.5

1922

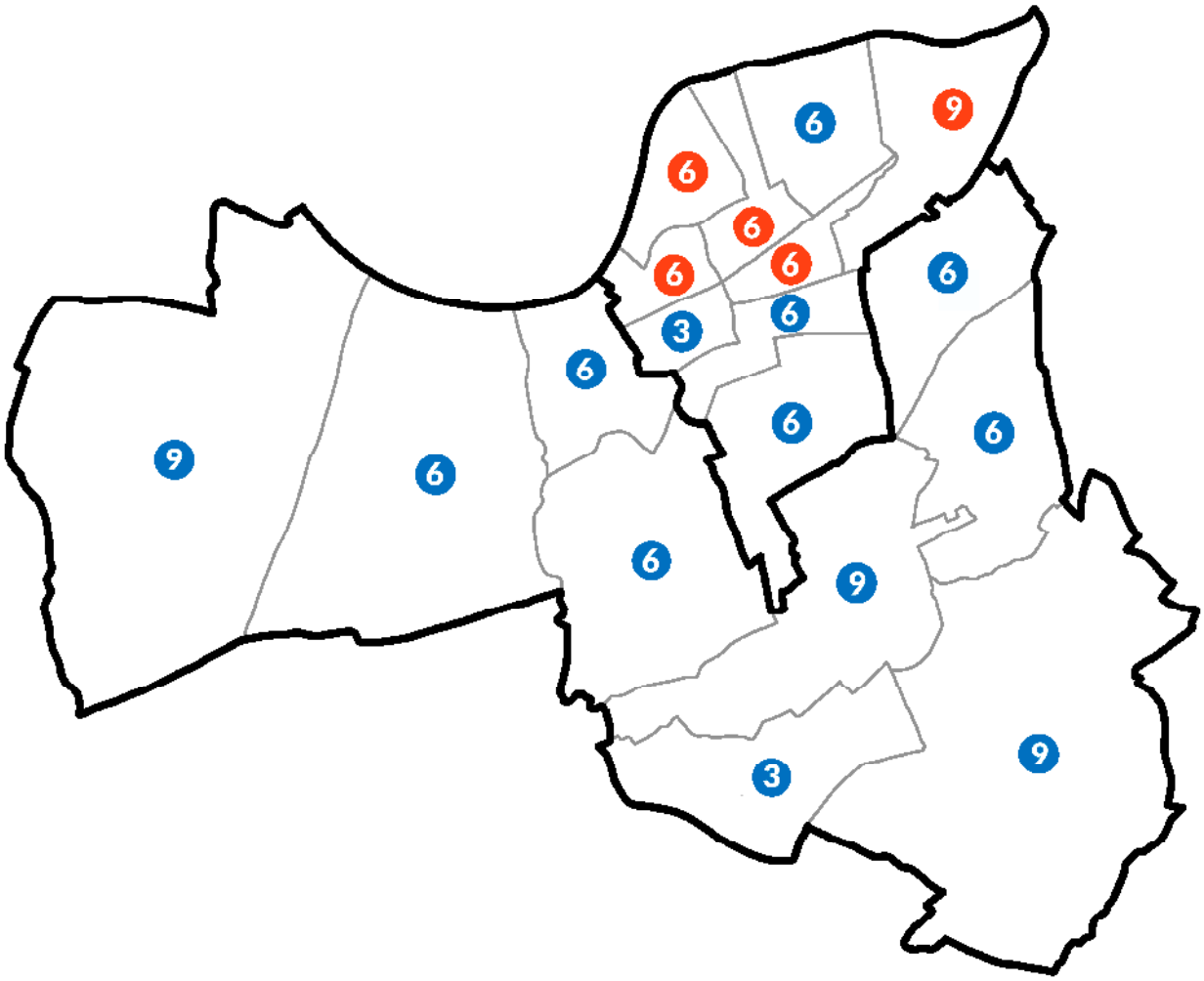

Battersea

Labour	33
Municipal Reform	21

Wandsworth

Municipal Reform	60

Bolingbroke

GAIN 1

1922 electorate %turnout		9,073	45.8	+15.7
H. Allen	**MR**	**2,975**	**74.4**	**+22.1**
S. Clapham	**MR**	**2,953**	**73.8**	**+22.1**
S. Baker	**MR**	**2,931**	**73.3**	**+21.7**
***T. Jones**	**MR**	**2,928**	**73.2**	**+22.1**
C. Cooper	**MR**	**2,915**	**72.9**	**+21.8**
E. Strange	**MR**	**2,880**	**72.0**	**+21.6**
W. Howard	Lab	1,153	28.8	- 20.9
A. Raynor	Lab	1,069	26.7	- 23.0
J. White	Lab	1,063	26.6	- 22.1
M. Robinson	Lab	1,051	26.3	- 22.2
J. Vincent	Lab	1,051	26.3	- 21.5
W. Upton	Lab	1,037	25.9	- 21.1
25.5% swing Lab to MR	Maj	761	47.6 ●	
		653	47.0 ●	
		637	46.5 ●	
		636	46.4 ●	
		623	46.0 ●	
		468	45.1 ●	

Church

1922 electorate %turnout		7,322	28.7	+ 3.1
***J. Brown**	**Lab**	**1,480**	**73.7**	**- 6.0**
***J. Bruce**	**Lab**	**1,445**	**71.9**	**- 6.4**
***A. Clist**	**Lab**	**1,438**	**71.6**	**- 5.8**
W. O'Neill	**Lab**	**1,416**	**70.5**	**- 4.5**
***T. Varran**	**Lab**	**1,410**	**70.2**	**- 3.9**
Ellen Coles	**Lab**	**1,407**	**70.0**	**- 3.7**
A. Brazell	MR	606	30.2	
A. Baker	MR	595	29.6	
J. Cairns	MR	587	29.2	
D. Jones	MR	566	28.2	
A. Webb	MR	554	27.6	
G. Dickens	MR	549	27.3	
Swing incalculable	Maj	874	43.5 ●	
		839	41.7 ●	
		832	41.4 ●	
		810	40.3 ●	
		804	40.0 ●	
		801	39.8 ●	

Broomwood

1922 electorate %turnout		9,585	49.4	+16.4
***F. Abbott**	**MR**	**3,987**	**86.5**	**+19.0**
Arthur E. Runeckles	**MR**	**3,966**	**86.0**	**+18.7**
***F. Dunmore**	**MR**	**3,964**	**86.0**	**+18.7**
G. Lawther	**MR**	**3,945**	**85.6**	**+19.6**
***G. Eaton**	**MR**	**3,933**	**85.3**	**+19.6**
***H. White**	**MR**	**3,894**	**84.5**	**+20.2**
C. Barker	Lab	692	15.0	- 21.4
F. Giles	Lab	674	14.6	- 19.6
E. Raynor	Lab	666	14.4	- 19.2
J. Copp	Lab	665	14.4	- 18.3
L. Winfield	Lab	664	14.4	- 18.3
F. Harding	Lab	609	13.2	- 19.1
19.3% swing Lab to MR	Maj	3,295	71.5 ●	
		3,274	71.0 ●	
		3,272	71.0 ●	
		3,253	70.6 ●	
		3,241	70.3 ●	
		3,202	69.5 ●	

Latchmere

1922 electorate %turnout		7,885	42.3	+12.8
***Alfred Prichard**	**Lab**	**1,813**	**57.3**	**- 14.8**
***W. Garnsey**	**Lab**	**1,755**	**55.5**	**- 14.1**
F. Foreman	**Lab**	**1,721**	**54.4**	**- 14.9**
***C. Mason**	**Lab**	**1,717**	**54.3**	**- 14.4**
J. Herd	**Lab**	**1,689**	**53.4**	**- 14.8**
A. Samuels	**Lab**	**1,680**	**53.1**	**- 14.5**
J. Blackburn	MR	1,494	47.3	+13.1
H. Gould	MR	1,473	46.6	+14.4
W. Glover	MR	1,463	46.3	+15.2
I. Aplin	MR	1,426	45.1	+14.6
C. Reed	MR	1,400	44.3	+15.3
H. Taylor	MR	1,338	42.3	+15.0
14.5% swing Lab to MR		319	10.0 ●	
		261	8.2 ●	
		227	7.1 ●	
		223	7.0 ●	
		195	6.1 ●	
		186	5.8 ●	

Nine Elms

1922 electorate %turnout		10,868	25.8	+ 3.0
W. Geard	**Lab**	**1,978**	**75.9**	**- 12.3**
***Caroline Ganley**	**Lab**	**1,962**	**75.3**	**- 12.2**
***J. Hendrick**	**Lab**	**1,952**	**74.9**	**- 11.7**
J. Keith	**Lab**	**1,950**	**74.8**	**- 11.4**
***T. Simmons**	**Lab**	**1,949**	**74.8**	**- 11.3**
W. Humphreys	**Lab**	**1,939**	**74.4**	**- 11.2**
***R. Moore**	**Lab**	**1,932**	**74.2**	**- 11.4**
***A. Pecksen**	**Lab**	**1,898**	**72.9**	**- 12.6**
***M. Prior**	**Lab**	**1,883**	**72.3**	**- 12.6**
H. Hoad	MR	719	27.6	+13.1
G. Deane	MR	697	26.8	+12.4
F. Dix	MR	697	26.8	+12.3
E. Dickens	MR	680	26.1	+12.1
A. Peach	MR	680	26.1	+12.2
A. Marriott	MR	676	25.9	+12.3
S. Skinner	MR	638	24.5	+11.2
C. Toole	MR	626	24.0	+10.7
C. Weadriff	MR	592	22.7	+10.1
11.8% swing Lab to MR	Maj	1,259	48.3 ●	
		1,243	47.7 ●	
		1,233	47.3 ●	
		1,231	47.2 ●	
		1,230	47.2 ●	
		1,220	46.8 ●	
		1,213	46.6 ●	
		1,179	45.3 ●	
		1,164	44.7 ●	

Park

GAIN 6

1922 electorate %turnout		7,251	40.3	+12.6
A. Godfrey	**MR**	**1,495**	**53.1**	**+16.2**
J. Haseldine	**MR**	**1,475**	**52.4**	**+17.0**
F. Benning	**MR**	**1,439**	**51.1**	**+15.7**
T. Wright	**MR**	**1,433**	**50.9**	**+15.4**
C. Wilkinson	**MR**	**1,423**	**50.5**	**+16.2**
S. Tarry	**MR**	**1,419**	**50.4**	**+16.8**
*J. Chesterman	Lab	1,406	49.9	- 17.8
*J. Hockley	Lab	1,385	49.2	- 16.2
J. Lane	Lab	1,383	49.1	- 16.0
*J. MacDonnell	Lab	1,367	48.5	- 16.1
*H. Mills	Lab	1,347	47.8	- 16.4
C. Powell	Lab	1,332	47.3	- 15.4
16.4% swing Lab to MR	Maj	89	3.2 ●	
		69	2.5 ●	
		33	1.2 ●	
		27	1.0 ●	
		17	0.6 ●	
		13	0.5 ●	

St John

GAIN 3

1922 electorate %turnout		3,453	45.8	+16.1
G. Rangecroft	**MR**	**1,041**	**68.2**	**+22.5**
E. Brown	**MR**	**1,027**	**67.3**	**+22.0**
W. Early	**MR**	**1,003**	**65.7**	**+21.4**
*A. Townsend	Lab	522	34.2	- 23.0
G. Rushworth	Lab	501	32.8	- 21.8
C. Barrington	Lab	484	31.7	- 21.3
22.0% swing Lab to MR	Maj	519	34.0 ●	
		505	33.1 ●	
		481	31.5 ●	

Shaftesbury

1922 electorate %turnout		6,748	44.4	+ 8.2
***A. Winfield**	**Lab**	**1,648**	**57.6**	**- 17.3**
W. Croucher	**Lab**	**1,626**	**56.9**	**- 17.1**
***C. Young**	**Lab**	**1,603**	**56.1**	**- 17.6**
***H. Harling**	**Lab**	**1,566**	**54.8**	**- 18.8**
W. Salvidge	**Lab**	**1,541**	**53.9**	**- 16.8**
M. Rose	**Lab**	**1,537**	**53.8**	**- 16.3**
W. Barrow	MR	1,317	46.1	+14.3
W. Brooks	MR	1,286	45.0	+16.2
H. Barber	MR	1,280	44.8	+18.1
C. Warner	MR	1,258	44.0	+18.1
G. Gerratt	MR	1,253	43.8	+18.9
W. Pilcher	MR	1,237	43.3	+18.4
17.8% swing Lab to MR	Maj	331	11.5 ●	
		309	10.8 ●	
		286	10.0 ●	
		249	8.7 ●	
		224	7.8 ●	
		220	7.7 ●	

Winstanley

GAIN 2

1922 electorate %turnout		7,940	23.9	+ 0.3
Duncan Carmichael	**Lab**	**1,392**	**80.0**	**+39.7**
J. Biss	**Lab**	**1,365**	**78.4**	**+38.2**
***J. Edwards**	**Lab**	**1,354**	**77.8**	**+39.8**
***E. Diederichs-Duval**	**Lab**	**1,292**	**74.2**	**+39.4**
***Ruxton Kiloh**	**Lab**	**1,276**	**73.3**	
***W. Okines**	**Lab**	**1,259**	**72.3**	
F. Baker	MR	477	27.4	+16.5
J. Andrews	MR	438	25.2	+15.0
W. Fielding	MR	413	23.7	+14.3
E. Marsh	MR	402	23.1	+15.4
J. Soloman	MR	396	22.7	+15.3
C. Valentine	MR	382	21.9	+14.6
11.25% swing MR to Lab	Maj	915	52.6 ●	
		888	51.0 ●	
		877	50.4 ●	
		815	46.8 ●	
		799	45.9 ●	
		782	44.9 ●	

Balham

1922 electorate %turnout		23,394	-
T. Ball	**MR**	**Unop**	
A. Burridge	**MR**	**Unop**	
W. Farrar	**MR**	**Unop**	
***W. French**	**MR**	**Unop**	
G. Hoare	**MR**	**Unop**	
E. Lane	**MR**	**Unop**	
***H. Parsons**	**MR**	**Unop**	
***F. Piper**	**MR**	**Unop**	
***W. Towns**	**MR**	**Unop**	
swing incalculable			

Clapham North

GAIN 6

1922 electorate %turnout		13,486	37.3	+10.7
H. Clarke	**MR**	**3,184**	**61.9**	**+17.1**
W. Greener	**MR**	**3,159**	**61.4**	**+17.1**
E. Morgan	**MR**	**3,123**	**60.7**	**+17.5**
R. Ridley	**MR**	**3,110**	**60.4**	**+18.1**
F. Northeast	**MR**	**3,099**	**60.2**	**+18.3**
L. Smith	**MR**	**3,039**	**59.0**	**+17.3**
*W. Field	Lab	1,187	23.1	- 36.1
H. Harries	Lab	1,161	22.6	- 35.8
W. Sayers	Lab	1,077	20.9	- 36.1
R. McGregor-Reid	Lab	1,066	20.7	- 35.8
C. Pryke	Lab	1,053	20.5	- 35.3
*A. Marlow	Lab	971	18.9	- 36.0
*T. Higgins	Work	955	18.6	
*A. Wall	Work	929	18.0	
26.75% swing Lab to MR	Maj	1,997	38.8 ●	
		1,972	38.3 ●	
		1,936	37.6 ●	
		1,923	37.3 ●	
		1,912	37.1 ●	
		1,852	35.9 ●	

Clapham South

1922 electorate %turnout		14,514	38.0	+12.0
***Tom Cox**	**MR**	**4,448**	**83.3**	**+20.3**
***R. Duncan**	**MR**	**4,434**	**83.0**	**+20.1**
***W. Clarke**	**MR**	**4,433**	**83.0**	**+20.7**
P. Foley	**MR**	**4,381**	**82.0**	**+20.2**
C. Gulliford	**MR**	**4,300**	**80.5**	**+20.7**
***A. Shaw**	**MR**	**3,906**	**73.2**	**+14.8**
A. Forbes	Lab	1,459	27.3	- 12.3
M. Williams	Lab	963	18.0	- 21.4
F. Le Serve	Lab	946	17.7	- 21.7
C. Roney	Lab	940	17.6	- 20.7
P. McGrath	Lab	924	17.3	- 20.2
L. Tegetmeier	Lab	904	16.9	- 20.5
19.4% swing Lab to MR		2,989	56.0	
		2,975	55.7	
		2,974	55.7	
		2,922	54.7	
		2,841	53.2	
		2,447	45.9	

Fairfield

1922 electorate %turnout		9,065	38.8	+ 7.8
***G. Evershed**	**MR**	**2,566**	**76.3**	**+25.6**
***M. Riches**	**MR**	**2,488**	**73.9**	**+23.9**
***F. Eaton**	**MR**	**2,459**	**73.1**	**+25.2**
***J. Heard**	**MR**	**2,423**	**72.0**	**+25.8**
A. Jehu	**MR**	**2,412**	**71.7**	**+26.0**
G. Sutton	**MR**	**2,409**	**71.6**	**+26.0**
G. Blizard	Lab	998	29.7	- 10.3
John Clynes	Lab	948	28.2	- 10.7
F. Bradley	Lab	906	26.9	- 11.5
S. Manning	Lab	870	25.9	- 12.4
C. Symons	Lab	870	25.9	- 12.4
F. Herbert	Lab	841	25.0	- 12.5
18.55% swing Lab to MR	Maj	1,568	46.6 ●	
		1,490	44.2 ●	
		1,461	43.4 ●	
		1,425	42.3 ●	
		1,414	42.0 ●	
		1,411	41.9 ●	

Putney

1922 electorate %turnout		12,885	-
***F. Allen**	**MR**	**Unop**	
C. Arrow	**MR**	**Unop**	
Arthur Bellamy	**MR**	**Unop**	
C. Burgoyne	**MR**	**Unop**	
T. Gauntlett	**MR**	**Unop**	
***Henry Jackson**	**MR**	**Unop**	
George Morris	**MR**	**Unop**	
Frank Newnes	**MR**	**Unop**	
H. Wharton-Wells	**MR**	**Unop**	
swing incalculable			

Southfield

1922 electorate %turnout		15,527	32.5	+ 8.7
***F. Ayshford**	**MR**	**3,920**	**81.5**	**+18.5**
***J. Barron**	**MR**	**3,874**	**80.6**	**+19.3**
W. Castle	**MR**	**3,870**	**80.5**	**+19.2**
P. Kippax	**MR**	**3,815**	**79.4**	**+18.4**
H. Dumayne	**MR**	**3,768**	**78.4**	**+18.6**
***T. Harding**	**MR**	**3,768**	**78.4**	**+18.8**
A. Alexander	Lab	1,041	21.7	- 20.9
J. Bruce	Lab	1,011	21.0	- 20.2
Ethel Jenkins	Lab	979	20.4	- 18.8
W. Backhouse	Lab	954	19.8	- 17.3
F. Shaylor	Lab	873	18.2	- 18.8
18.8% swing Lab to MR	Maj	2,879	62.0 ●	
		2,833	61.0 ●	
		2,829	60.9 ●	
		2,774	59.7 ●	
		2,727	58.7 ●	
		2,727	58.7 ●	

Springfield

1922 electorate %turnout		16,215	38.5	+ 9.7
A. Belsher	**MR**	**4,249**	**70.7**	**+20.0**
J. Allsop	**MR**	**4,233**	**70.5**	**+21.2**
F. Edwards	**MR**	**4,222**	**70.3**	**+21.3**
E. Dixon	**MR**	**4,216**	**70.2**	**+23.2**
R. Williams	**MR**	**4,147**	**69.0**	**+22.8**
A. Webb	**MR**	**4,096**	**68.2**	**+22.8**
*E. Blizard	Lab	1,950	32.5	- 25.8
*H. Matthews	Lab	1,852	30.8	- 22.1
H. Alexander	Lab	1,800	30.0	- 22.6
*C. Manning	Lab	1,784	29.7	- 20.3
*E. Fry	Lab	1,781	29.6	- 20.0
K. Bridgett	Lab	1,716	28.6	- 20.4
21.9% swing Lab to MR	Maj	2,299	38.2 ●	
		2,283	38.0 ●	
		2,272	37.8 ●	
		2,266	37.7 ●	
		2,197	36.5 ●	
		2,146	35.7 ●	

Streatham

1922 electorate %turnout		24,859	39.3	+ 4.3
***J. Curtis**	**MR**	**8,217**	**88.5**	**+21.7**
***G. Feasey**	**MR**	**8,113**	**87.4**	**+24.2**
J. Corfield	**MR**	**8,064**	**86.9**	**+24.6**
***T. Watson**	**MR**	**8,025**	**86.5**	**+24.6**
***G. Mills**	**MR**	**7,994**	**86.1**	**+24.8**
E. Howard	**MR**	**7,993**	**86.1**	**+24.8**
***Stephen Sanders**	**MR**	**7,981**	**86.0**	**+25.5**
J. Mark	**MR**	**7,835**	**84.4**	**+24.2**
H. Coombs	**MR**	**7,305**	**78.7**	**+19.1**
G. Coote	Lab	1,455	15.7	- 15.8
F. Bradley	Lab	1,438	15.5	- 11.9
M. Crampton	Lab	1,359	14.6	- 12.7
O. Evans	Lab	1,348	14.5	- 11.8
J. Hazell	Lab	1,318	14.2	- 11.9
J. Halsey	Lab	1,305	14.1	- 11.8
A. Mogg	Lab	1,280	13.8	- 12.1
H. Burnell	Lab	1,269	13.7	- 11.8
F. Tanner	Lab	1,229	13.2	- 11.8
18.2% swing Lab to MR	Maj	6,762	72.8 ●	
		6,658	71.7 ●	
		6,609	71.2 ●	
		6,570	70.8 ●	
		6,539	70.4 ●	
		6,538	70.4 ●	
		6,526	70.3 ●	
		6,380	68.7 ●	
		5,850	63.0 ●	

Tooting

GAIN 3

1922 electorate %turnout		16,333	29.2	+10.9
G. Goodfellow	**MR**	**3,255**	**70.3**	
A. Edwards	**MR**	**3,234**	**69.8**	
W. Hollington	**MR**	**3,185**	**68.8**	
J. Allen	Lab	1,435	31.0	- 26.5
N. Best	Lab	1,397	30.2	- 20.7
E. Archbold	Lab	1,387	30.0	- 20.5
swing incalculable	Maj	1,820	39.3 ●	
		1,799	38.8 ●	
		1,750	37.8 ●	

Summary of election results

Battersea	Date	Elec	%Poll	MR	Lab	Ind	NFDS	NDP
Bolingbroke	1922	9,073	45.8	73.2	26.8			
	1919	8,998	30.1	51.1	48.9			
Broomwood	1922	9,585	49.4	85.7	14.3			
	1919	9,513	33.0	66.4	33.6			
Church	1922	7,322	28.7	28.7	71.3			
	1919	7,090	25.6		76.4	8.7		15.0
Latchmere	1922	7,885	42.3	45.3	54.7			
	1919	7,625	29.5	30.8	69.2			
Nine Elms	1922	10,868	25.8	25.6	74.4			
	1919	10,330	22.8	13.8	86.2			
Park	1922	7,251	40.3	51.4	48.6			
	1919	6,938	27.7	35.0	65.0			
St John	1922	3,453	45.8	67.1	32.9			
	1919	3,276	29.7	45.1	54.9			
Shaftesbury	1922	6,748	44.4	44.5	55.5			
	1919	6,635	36.2	27.2	72.8			
Winstanley	1922	7,940	23.9	24.0	76.0			
	1919	7,588	23.6	8.8	38.3	18.2	34.7	

Wandsworth	Date	%Poll	%Poll	MR	Lab	Prog	Res	Ind
Balham	1922	23,394	-	9 Unop				
	1919	22,263	22.7	51.1	25.0	23.9		
Clapham North	1922	13,486	37.3	60.6	21.1			18.3
	1919	12,830	26.6	43.0	57.0			
Clapham South	1922	14,514	38.0	80.8	19.2			
	1919	13,627	26.0	61.4	38.6			
Fairfield	1922	9,065	38.8	73.1	26.9			
	1919	8,670	31.0	47.7	38.6			13.8
Putney	1922	12,885	-	9 Unop				
	1919	11,566	25.1		18.5		81.5	
Southfield	1922	15,527	32.5	79.8	20.2			
	1919	18,858	23.8	61.0	39.0			
Springfield	1922	16,215	38.5	69.8	30.2			
	1919	14,960	28.8	47.9	52.1			
Streatham	1922	24,859	39.3	85.6	14.4			
	1919	23,415	35.0	61.6	26.8	11.6		
Tooting	1922	16,333	29.2	69.6	30.4			
	1919	15,452	18.3		53.0			47.0

Councillors' majorities 1922

Battersea

1.	● S. Tarry	Park	13	0.5
2.	● C. Wilkinson	Park	17	0.6
3.	● T. Wright	Park	27	1.0
4.	● F. Benning	Park	33	1.2
5.	● J. Haseldine	Park	69	2.5
6.	● A. Godfrey	Park	89	3.2
7.	● A. Samuels	Latchmere	186	5.8
8.	● J. Herd	Latchmere	195	6.1
9.	● C. Mason	Latchmere	223	7.0
10.	● F. Foreman	Latchmere	227	7.1
11.	● M. Rose	Shaftesbury	220	7.7
12.	● W. Salvidge	Shaftesbury	224	7.8
13.	● W. Garnsey	Latchmere	261	8.2
14.	● Hubert Harling	Shaftesbury	249	8.7
15.	● C. Young	Shaftesbury	286	10.0
16.	● Alfred Prichard	Latchmere	319	10.0
17.	● W. Croucher	Shaftesbury	309	10.8
18.	● A. Winfield	Shaftesbury	331	11.5
19.	● W. Early	St John	481	31.5
20.	● E. Brown	St John	505	33.1
21.	● G. Rangecroft	St John	519	34.0
22.	● Ellen Coles	Church	801	39.8
23.	● T. Varran	Church	804	40.0
24.	● W. O'Neill	Church	810	40.3
25.	● A. Clist	Church	832	41.4
26.	● J. Bruce	Church	839	41.7
27.	● J. Brown	Church	874	43.5
28.	● M.Prior	Nine Elms	1,164	44.7
29.	● W. Okines	Winstanley	782	44.9
30.	● E. Strange	Bolingbroke	468	45.1
31.	● A. Peckson	Nine Elms	1,179	45.3
32.	● Ruxton Kiloh	Winstanley	799	45.9
33.	● C. Cooper	Bolingbroke	623	46.0
34.	● T. Jones	Bolingbroke	636	46.4
35.	● S. Baker	Bolingbroke	637	46.5
36.	● R. Moore	Nine Elms	1,213	46.6
37.	● E. Diederichs-Duval	Winstanley	815	46.8
38.	● W. Humphreys	Nine Elms	1,220	46.8
39.	● S. Clapham	Bolingbroke	653	47.0
40.	● T, Simmons	Nine Elms	1,230	47.2
41.	● J. Keith	Nine Elms	1,231	47.2
42.	● J. Hendrick	Nine Elms	1,233	47.3
43.	● H. Allen	Bolingbroke	761	47.6
44.	● Caroline Ganley	Nine Elms	1,243	47.7
45.	● W. Geard	Nine Elms	1,259	48.3
46.	● J. Edwards	Winstanley	877	50.4
47.	● J. Biss	Winstanley	888	51.0
48.	● Duncan Carmichael	Winstanley	915	52.6
49.	● H. White	Broomwood	3.202	69.5
50.	● G. Eaton	Broomwood	3,241	70.3
51.	● G. Lawther	Broomwood	3,253	70.6
52.	● F. Dunmore	Broomwood	3,272	71.0
53.	● Arthur Runeckles	Broomwood	3,274	71.0
54.	● F. Abbott	Broomwood	3,295	71.5

Wandsworth

1.	● A. Webb	Springfield	2,146	35.7
2.	● L. Smith	Clapham North	1,852	35.9
3.	● R. Williams	Springfield	2,197	36.5
4.	● F. Northeast	Clapham North	1,912	37.1
5.	● R. Ridley	Clapham North	1,923	37.3
6.	● E. Morgan	Clapham North	1,936	37.6
7.	● E. Dixon	Springfield	2,266	37.7
8.	● W. Hollington	Tooting	1,750	37.8
9.	● F. Edwards	Springfield	2,272	37.8
10.	● J. Allsop	Springfield	2,283	38.0
11.	● A. Belsher	Springfield	2,299	38.2
12.	● W. Greener	Clapham North	1,972	38.3
13.	● A. Edwards	Tooting	1,799	38.8
14.	● H. Clarke	Clapham North	1,997	38.8
15.	● G. Goodfellow	Tooting	1,820	39.3
16.	● G. Sutton	Fairfield	1,411	41.9
17.	● A. Jehu	Fairfield	1,414	42.0
18.	● J. Heard	Fairfield	1,425	42.3
19.	● F. Eaton	Fairfield	1,461	43.4
20.	● M. Riches	Fairfield	1,490	44.2
21.	● A. Shaw	Clapham South	2,447	45.9
22.	● G. Evershed	Fairfield	1,568	46.6
23.	● C. Gulliford	Clapham South	2,841	53.2
24.	● P. Foley	Clapham South	2,922	54.7
25.	● W. Clarke	Clapham South	2,974	55.7
26.	● R. Duncan	Clapham South	2,975	55.7
27.	● T. Cox	Clapham South	2,989	56.0
28.	● T. Harding	Southfield	2,727	58.7
29.	● H. Dumayne	Southfield	2,727	58.7
30.	● P. Kippax	Southfield	2,774	59.7
31.	● W. Castle	Southfield	2,829	60.9
32.	● J. Barron	Southfield	2,833	61.0
33.	● F. Ayshford	Southfield	2,879	62.0
34.	● H. Coombs	Streatham	6,380	68.7
35.	● J. Mark	Streatham	6,526	70.3
36.	● Stephen Sanders	Streatham	6,538	70.4
37.	● E. Howard	Streatham	6,539	70.4
38.	● G. Mills	Streatham	6,570	70.8
39.	● T. Watson	Streatham	6,609	71.2
40.	● J. Corfield	Streatham	6,609	71.2
41.	● G. Feasey	Streatham	6,658	71.7
42.	● J. Curtis	Streatham	6,762	72.8
43.	● H. Wharton-Wells	Putney	Unopposed	
44.	● W. Towns	Balham	Unopposed	
45.	● F. Piper	Balham	Unopposed	
46.	● H. Parsons	Balham	Unopposed	
47.	● Frank Newnes	Putney	Unopposed	
48.	● George Morris	Putney	Unopposed	
49.	● E. Lane	Balham	Unopposed	
50.	● Henry Jackson	Putney	Unopposed	
51.	● G. Hoare	Balham	Unopposed	
52.	● T. Gauntlett	Putney	Unopposed	
53.	● W. French	Balham	Unopposed	
54.	● W. Farrar	Balham	Unopposed	
55.	● A. Burridge	Balham	Unopposed	
56.	● C. Burgoyne	Putney	Unopposed	
57.	● Arthur Bellamy	Putney	Unopposed	
58.	● T. Ball	Balham	Unopposed	
59.	● C. Arrow	Putney	Unopposed	
60.	● F. Allen	Putney	Unopposed	

1925

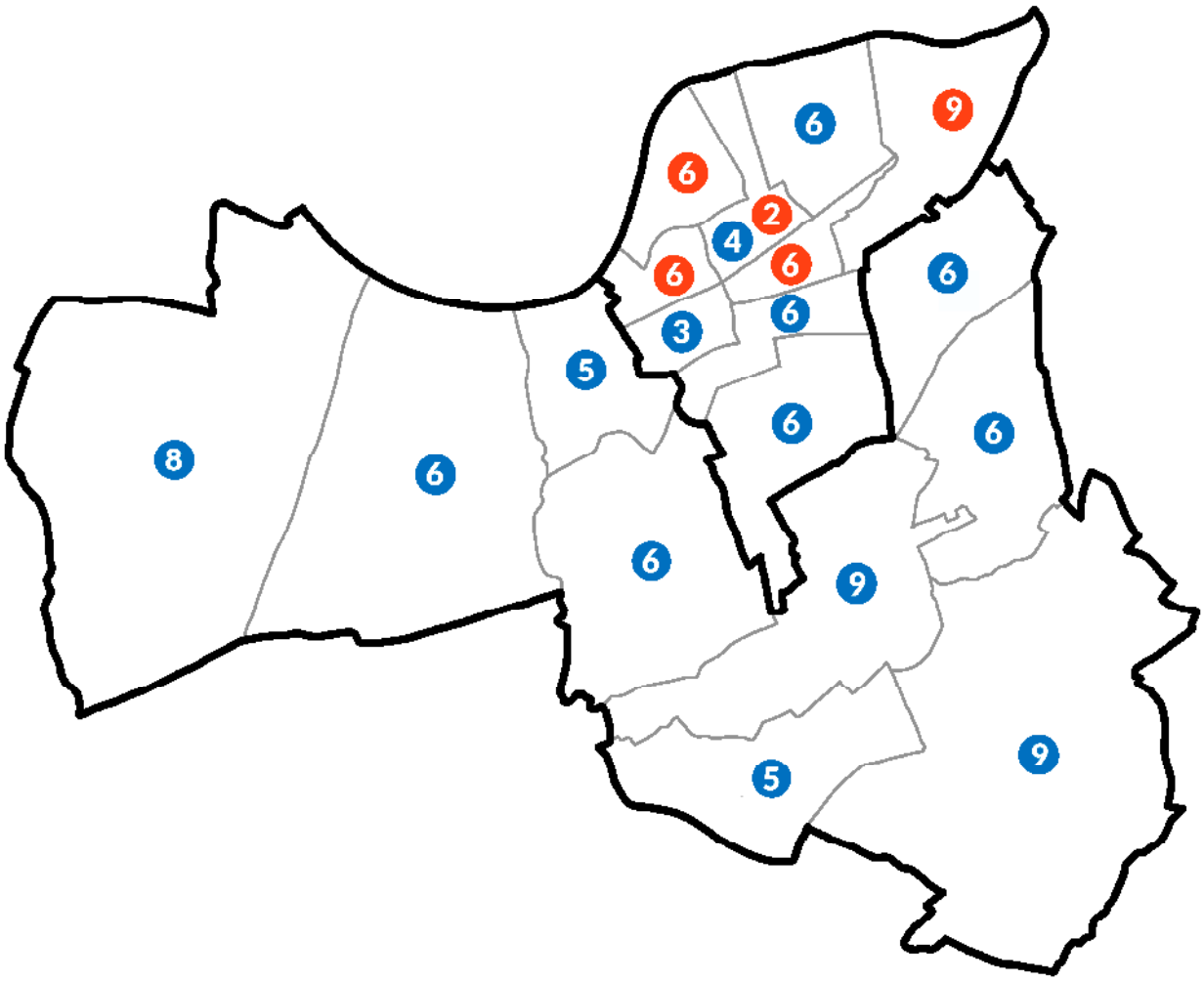

Battersea

Labour	29
Municipal Reform	25

Wandsworth

Municipal Reform	60

Bolingbroke

1925 electorate %turnout		9,183	50.8	+ 5.0
***T. Jones**	**MR**	**3,361**	**74.8**	**+ 0.4**
***S. Clapham**	**MR**	**3,360**	**74.8**	**+ 1.0**
J. Morgan	**MR**	**3,360**	**74.8**	**+ 1.5**
***C. Cooper**	**MR**	**3,353**	**74.6**	**+ 1.3**
***E. Strange**	**MR**	**3,303**	**73.5**	**+ 0.6**
G. Weadriff	**MR**	**3,237**	**72.1**	**+ 0.1**
A. Raynor	Lab	1,233	27.4	- 1.4
J. Plant	Lab	1,214	27.0	+ 0.3
J. Vincent	Lab	1,150	25.6	- 1.0
G. Rushworth	Lab	1,148	25.6	- 0.7
H. Sussex	Lab	1,148	25.6	- 0.7
W. Wye	Lab	1,088	24.2	- 1.7
0.9% swing Lab to MR	Maj	2,128	47.4 ●	
		2,127	47.4 ●	
		2,127	47.4 ●	
		2,120	47.2 ●	
		2,070	46.1 ●	
		2,004	44.7 ●	

Broomwood

1925 electorate %turnout		9,958	53.6	+ 4.2
F. Abbott	**MR**	**4,334**	**83.9**	**- 2.6**
F. Dunmore	**MR**	**4,310**	**83.5**	**- 2.5**
G. Eaton	**MR**	**4,296**	**83.2**	**- 2.8**
Arthur E. Runeckles	**MR**	**4,291**	**83.1**	**- 2.5**
G. Lawther	**MR**	**4,266**	**82.6**	**- 2.7**
H. White	**MR**	**4,107**	**79.5**	**- 5.0**
A. West	Lab	987	19.1	+ 4.1
L. Winfield	Lab	920	17.8	+ 3.2
A. Gorringe	Lab	886	17.2	+ 2.8
W. Fuller	Lab	886	17.2	+ 2.8
G. Fineran	Lab	861	16.7	+ 2.3
W. Howard	Lab	840	16.3	+ 3.1
3.1% swing MR to Lab	Maj	3,347	64.8 ●	
		3,323	64.4 ●	
		3,309	64.1 ●	
		3,304	64.0 ●	
		3,279	63.5 ●	
		3,120	60.4 ●	

Church

1925 electorate %turnout		7,561	37.2	+ 8.5
***J. Bruce**	**Lab**	**1,509**	**55.7**	**- 18.0**
Ellen Coles	**Lab**	**1,507**	**55.6**	**- 16.3**
***W. O'Neill**	**Lab**	**1,494**	**55.1**	**- 16.5**
C. Barrington	**Lab**	**1,490**	**55.0**	**- 15.5**
***T. Varran**	**Lab**	**1,463**	**54.0**	**- 16.2**
C. King	**Lab**	**1,460**	**53.9**	**- 16.1**
T. Barratt	MR	850	31.4	+ 1.2
F. Cazalet	MR	847	31.3	+ 1.7
H. Chadwick	MR	843	31.1	+ 1.9
V. Mason	MR	843	31.1	+ 2.9
J. Ward	MR	817	30.1	+ 2.5
P. Hersey	MR	808	29.8	+ 2.5
T. Brogan	Prog	486	17.9	
E. Clarke	Prog	381	14.1	
W. Courtney	Prog	371	13.7	
H. Morgan	Prog	367	13.5	
W. Pudney	Prog	365	13.5	
G. Maderson	Prog	360	13.3	
9.25% swing Lab to MR	Maj	659	24.3 ●	
		657	24.2 ●	
		644	23.7 ●	
		640	23.6 ●	
		613	22.6 ●	
		610	22.5 ●	

GAIN 4

Latchmere

1925 electorate %turnout		8,288	47.8	+ 5.5
E. Heaver	**MR**	**1,942**	**52.2**	**+ 4.9**
***A. Prichard**	**Lab**	**1,932**	**51.9**	**- 5.4**
F. Cazalet	**MR**	**1,921**	**51.6**	**+ 5.0**
T. Amphlett	**MR**	**1,907**	**51.2**	**+ 4.9**
C. Phillips	**MR**	**1,906**	**51.2**	**+ 6.1**
***C. Mason**	**Lab**	**1,881**	**50.5**	**- 5.0**
S. Thomas	MR	1,877	50.4	+ 6.1
J. Ranald	MR	1,858	49.9	+ 7.6
W. Evans	Lab	1,846	49.6	- 4.8
A. Stone	Lab	1,769	47.5	- 6.8
*A. Samuels	Lab	1,768	47.5	- 5.9
F. Smith	Lab	1,730	46.5	- 6.6
5.6% swing Lab to MR	Maj	96	2.6 ●	
		55	1.5 ●	
		75	2.0 ●	
		61	1.6 ●	
		60	1.6 ●	
		4	0.1 ●	

Nine Elms

1925 electorate %turnout		11,250	31.2	+ 5.4
***W. Geard**	**Lab**	**2,147**	**67.1**	**- 8.8**
W. Andrews	**Lab**	**2,135**	**66.7**	**- 8.6**
***J. Hendrick**	**Lab**	**2,108**	**65.9**	**- 9.0**
***R. Moore**	**Lab**	**2,108**	**65.9**	**- 8.9**
J. Herd	**Lab**	**2,107**	**65.9**	**- 8.9**
***W. Humphreys**	**Lab**	**2,107**	**65.9**	**- 8.8**
W. McIver	**Lab**	**2,086**	**65.2**	**- 9.0**
***J. Keith**	**Lab**	**2,072**	**64.8**	**- 8.1**
***T. Simmons**	**Lab**	**2,058**	**64.3**	**- 8.0**
F. Dix	MR	1,313	41.0	+13.4
H. Hoad	MR	1,302	40.7	+13.9
E. Sullivan	MR	1,234	38.6	+11.8
F. Moverley	MR	1,214	37.9	+11.8
G. Tolmie	MR	1,210	37.8	+11.9
R. Rham	MR	1,205	37.7	+13.2
N. Strachan	MR	1,203	37.6	+13.6
H. Whelbourn	MR	1,188	37.1	+14.4
8.7% swing Lab to MR	Maj	834	26.0 ●	
		822	25.7 ●	
		795	24.9 ●	
		795	24.9 ●	
		794	24.9 ●	
		794	24.9 ●	
		773	24.2 ●	
		759	23.8 ●	
		745	23.3 ●	

Park

1925 electorate %turnout		7,520	49.7	+ 9.4
G. Baker	**MR**	**1,925**	**54.7**	**+ 1.6**
F. Crowe	**MR**	**1,899**	**53.9**	**+ 1.5**
J. Abrahams	**MR**	**1,867**	**53.0**	**+ 1.9**
***T. Wright**	**MR**	**1,851**	**52.6**	**+ 1.7**
S. Johns	**MR**	**1,841**	**52.0**	**+ 1.5**
J. McIntyre	**MR**	**1,831**	**52.0**	**+ 1.6**
John Archer	Lab	1,756	49.9	0.0
E. Daly	Lab	1,708	48.5	- 0.7
J. MacDonnell	Lab	1,635	46.4	- 2.8
J. Hockley	Lab	1,622	46.1	- 2.4
J. Lane	Lab	1,604	45.6	- 2.2
H. Mills	Lab	1,581	44.9	- 2.4
1.6% swing Lab to MR	Maj	169	4.8 ●	
		143	4.0 ●	
		111	3.1 ●	
		95	2.7 ●	
		85	2.1 ●	
		75	2.1 ●	

St John

1925 electorate %turnout		3,578	51.9	+ 6.1
***W. Early**	**MR**	**1,207**	**67.1**	**- 1.1**
J. Blackburn	**MR**	**1,199**	**66.7**	**- 0.6**
***G. Rangecroft**	**MR**	**1,193**	**66.4**	**+ 0.7**
F. Douglas	Lab	627	34.9	+ 0.7
P. Warren	Lab	591	32.9	+ 0.1
W. Upton	Lab	576	32.0	+ 0.3
0.4% swing MR to Lab	Maj	580	32.7 ●	
		572	31.8 ●	
		566	31.5 ●	

Shaftesbury

1925 electorate %turnout		6,859	54.4	+10.0
***A. Winfield**	**Lab**	**2,082**	**59.0**	**+ 1.4**
***W. Croucher**	**Lab**	**2,002**	**56.7**	**- 0.2**
***C. Young**	**Lab**	**1,980**	**56.1**	**0.0**
***H. Harling**	**Lab**	**1,971**	**55.8**	**+ 1.0**
***M. Rose**	**Lab**	**1,966**	**55.7**	**+ 1.8**
***W. Salvidge**	**Lab**	**1,906**	**54.0**	**+ 0.2**
H. Barber	MR	1,590	45.1	- 1.0
W. Brooks	MR	1,571	44.5	- 0.5
H. Hewitt	MR	1,566	44.4	- 0.4
G. Gerratt	MR	1,537	43.5	- 0.5
C. Warner	MR	1,522	43.1	- 0.7
W. Hill	MR	1,483	42.0	- 1.3
0.7% swing MR to Lab	Maj	492	13.9 ●	
		412	11.6 ●	
		390	11.0 ●	
		381	10.7 ●	
		376	10.6 ●	
		316	8.9 ●	

Winstanley

1925 electorate %turnout		8,195	30.5	+ 6.6
***J. Edwards**	**Lab**	**1,698**	**72.6**	**- 7.4**
***Duncan Carmichael**	**Lab**	**1,654**	**70.7**	**- 7.7**
***J. Biss**	**Lab**	**1,639**	**70.1**	**- 7.7**
A. Bailey	**Lab**	**1,607**	**68.7**	**- 5.4**
***Ruxton Kiloh**	**Lab**	**1,531**	**65.7**	**- 7.6**
***W. Okines**	**Lab**	**1,531**	**65.7**	**- 6.6**
P. Chambers	MR	806	34.5	+ 7.1
J. Clark	MR	779	33.3	+ 8.1
H. Goodwin	MR	722	30.9	+ 7.2
D. Saywood	MR	692	29.6	+ 6.5
W. Edwards	MR	689	29.5	+ 6.8
S. Tarry	MR	684	29.2	+ 7.3
7.1% swing Lab to MR	Maj	892	38.1 ●	
		848	36.2 ●	
		833	35.6 ●	
		801	34.2 ●	
		725	31.2 ●	
		725	31.2 ●	

Balham

1925 electorate %turnout		25,194	40.6	-
***T. Ball**	**MR**	**8,195**	**85.0**	
Edwin Brookes	**MR**	**8,043**	**83.4**	
***A. Burridge**	**MR**	**7,964**	**82.6**	
***W. Farrar**	**MR**	**7,933**	**82.2**	
***H. Parsons**	**MR**	**7,932**	**82.2**	
***G. Hoare**	**MR**	**7,923**	**82.1**	
***F. Piper**	**MR**	**7,889**	**81.8**	
J. Gowland	**MR**	**7,884**	**81.7**	
***E. Lane**	**MR**	**7,775**	**80.6**	
J. Chapman	Lab	1,854	19.2	
Eleanor Goodrich	Lab	1,826	18.9	
J. Blake	Lab	1,804	18.7	
H. Berks	Lab	1,764	18.3	
A. Hobbs	Lab	1,654	17.1	
E. Stringer	Lab	1,606	16.7	
F. Hawkins	Lab	1,605	16.6	
Frederick Jordan	Lab	1,584	16.4	
E. Wise	Lab	1,574	16.3	
swing incalculable	Maj	6,341	65.8 ●	
		6,189	64.2 ●	
		6,110	63.4 ●	
		6,079	63.0 ●	
		6,078	63.0 ●	
		6,069	62.9 ●	
		6,035	62.6 ●	
		6,030	62.5 ●	
		5,921	61.4 ●	

Clapham North

1925 electorate %turnout		14,061	37.9	+ 0.6
***W. Greener**	**MR**	**3,597**	**70.9**	**+ 9.0**
***E. Morgan**	**MR**	**3,580**	**70.6**	**+ 9.2**
***H. Clarke**	**MR**	**3,574**	**70.5**	**+ 9.8**
***R. Ridley**	**MR**	**3,501**	**69.0**	**+ 8.6**
***L. Smith**	**MR**	**3,493**	**68.9**	**+ 8.7**
***F. Northeast**	**MR**	**3,480**	**68.6**	**+ 9.6**
W. Cox	Lab	1,610	31.8	+ 8.7
R. McGregor-Reid	Lab	1,574	31.0	+ 7.4
W. Cutler	Lab	1,554	30.6	+ 9.7
W. Sturdgess	Lab	1,496	29.5	+ 8.8
J. Satchwell	Lab	1,493	29.4	+ 8.9
S. Sigsworth	Lab	1,470	29.0	+10.1
0.05% swing	Maj	1,987	39.1 ●	
		1,970	38.8 ●	
		1,964	38.7 ●	
		1,891	37.2 ●	
		1,883	37.1 ●	
		1,870	36.8 ●	

Clapham South

1925 electorate %turnout		15,020	41.7	+ 3.7
***Tom Cox**	**MR**	**4,925**	**81.4**	**- 1.9**
***W. Clarke**	**MR**	**4,904**	**81.0**	**- 2.0**
***R. Duncan**	**MR**	**4,898**	**80.9**	**- 2.1**
***P. Foley**	**MR**	**4,859**	**80.3**	**- 1.7**
***C. Gulliford**	**MR**	**4,776**	**78.9**	**- 0.6**
***A. Shaw**	**MR**	**4,535**	**74.9**	**+ 1.7**
F. Frampton	Lab	1,509	24.9	- 2.4
F. Le Serve	Lab	1,208	20.0	+ 2.0
A. Scott-Forbes	Lab	1,190	19.7	+ 2.0
G. Shanley	Lab	1,177	19.4	+ 1.8
H. Oakley	Lab	1,172	19.4	+ 2.1
C. Simms	Lab	1,164	19.2	+ 2.3
1.2% swing MR to Lab	Maj	3,416	56.5 ●	
		3,395	56.1 ●	
		3,389	56.0 ●	
		3,350	55.4 ●	
		3,267	54.0 ●	
		3,026	50.0 ●	

Fairfield ward loses one seat

1925 electorate %turnout		9,416	40.0	+ 1.2
M. Riches	**MR**	**2,477**	**69.6**	**- 6.7**
J. Heard	**MR**	**2,447**	**68.8**	**- 5.1**
F. Eaton	**MR**	**2,443**	**68.7**	**- 4.4**
G. Sutton	**MR**	**2,440**	**68.6**	**- 3.4**
A. Jehu	**MR**	**2,379**	**66.9**	**- 4.7**
G. Blizard	Lab	1,219	34.3	+ 4.6
H. Alexander	Lab	1,134	31.9	+ 3.7
E. Fry	Lab	1,133	31.9	+ 5.0
J. Redman	Lab	1,076	30.3	+ 4.4
B. Hedger	Lab	1,035	29.1	+ 4.1
4.6% swing MR to Lab	Maj	1,258	35.3 ●	
		1,228	34.5 ●	
		1,224	34.4 ●	
		1,221	34.3 ●	
		1,160	32.6 ●	

Putney

1925 electorate %turnout		14,470	42.8	-
F. Allen	**MR**	**5,118**	**85.1**	
W. Adkins	**MR**	**5,078**	**84.5**	
Arthur Bellamy	**MR**	**5,012**	**83.4**	
T. Gauntlett	**MR**	**4,999**	**83.2**	
C. Arrow	**MR**	**4,977**	**82.8**	
H. Wharton-Wells	**MR**	**4,965**	**82.6**	
George Morris	**MR**	**4,939**	**82.2**	
W. Smith	**MR**	**4,934**	**82.1**	
A. Aldworth	Lab	1,137	18.9	
G. Alton	Lab	1,064	17.7	
J. Brightwell	Lab	1,045	17.4	
W. Myddleton	Lab	1,010	16.8	
H. Pearce	Lab	977	16.3	
G. Wright	Lab	964	16.0	
A. Latta	Lab	950	15.8	
A. Mantell	Lab	923	15.4	
swing incalculable	Maj	3,981	66.2 ●	
		3,941	65.6 ●	
		3,875	64.5 ●	
		3,862	64.3 ●	
		3,840	63.9 ●	
		3,828	63.7 ●	
		3,802	63.3 ●	
		3,797	63.2 ●	

Southfield

1925 electorate %turnout		16,724	40.3	+ 7.8
***F. Ayshford**	**MR**	**5,178**	**80.8**	**- 3.6**
***J. Barron**	**MR**	**5,103**	**79.6**	**- 3.8**
***W. Castle**	**MR**	**5,080**	**79.2**	**- 4.1**
H. Aram	**MR**	**5,069**	**79.1**	**- 3.0**
***T. Harding**	**MR**	**5,034**	**78.5**	**- 2.6**
John Keall	**MR**	**4,815**	**75.1**	**- 6.0**
W. Backhouse	Lab	1,730	27.0	+ 4.6
G. Knight	Lab	1,312	20.5	- 1.3
E. Parker	Lab	1,301	20.3	- 0.8
E. Reeves	Lab	1,290	20.1	- 1.0
C. Nisbet	Lab	1,280	20.0	- 0.5
George Wyver	Lab	1,277	19.9	+ 1.1
1.1% swing MR to Lab	Maj	3,448	53.8 ●	
		3,373	52.6 ●	
		3,350	52.2 ●	
		3,339	52.1 ●	
		3,304	51.5 ●	
		3,085	48.1 ●	

Springfield

1925 electorate %turnout		17,291	44.0	+ 5.5
***F. Edwards**	**MR**	**4,895**	**61.6**	**- 9.1**
***J. Allsop**	**MR**	**4,857**	**61.1**	**- 9.4**
C. Wonham	**MR**	**4,783**	**60.2**	**- 10.1**
***R. Williams**	**MR**	**4,754**	**59.9**	**- 10.3**
***A. Webb**	**MR**	**4,716**	**59.4**	**- 9.6**
H. Jones	**MR**	**4,673**	**58.8**	**- 9.4**
E. Blizard	Lab	2,507	31.6	- 0.9
H. Matthews	Lab	2,223	28.0	- 2.8
E. Northcott	Lab	2,127	26.8	- 3.2
J. Turner	Lab	2,092	26.3	- 3.4
A. Turnbull	Lab	2,024	25.5	- 4.1
C. Moores	Lab	1,977	24.9	- 3.7
J. Holmes	Ind Lab	1,005	12.7	
3.25% swing MR to Lab	Maj	2,388	30.0 ●	
		2,350	29.5 ●	
		2,276	28.6 ●	
		2,247	28.3 ●	
		2,209	27.8 ●	
		2,166	27.2 ●	

Streatham

1925 electorate %turnout		27,464	46.4	+ 7.1
***J. Curtis**	**MR**	**11,215**	**84.2**	**- 4.3**
***G. Feasey**	**MR**	**11,036**	**82.9**	**- 4.5**
F. Goodall	**MR**	**10,956**	**82.3**	**- 4.6**
***Charles Mills**	**MR**	**10,761**	**80.8**	**- 5.7**
T. Watson	**MR**	**10,753**	**80.7**	**- 5.4**
***Stephen Sanders**	**MR**	**10,693**	**80.3**	**- 5.8**
***E. Howard**	**MR**	**10,645**	**79.9**	**- 6.1**
***J. Mark**	**MR**	**10,645**	**79.9**	**- 4.5**
G. Hill	**MR**	**10,615**	**79.7**	**+ 1.0**
H. Hall	Lab	1,363	10.2	- 5.5
J. Cousins	Lab	1,206	9.1	- 6.4
E. Goulding	Lab	1,158	8.7	- 5.9
G. Pugh	Lab	1,140	8.6	- 5.9
C. Beresford	Lab	1,125	8.4	- 5.9
W. Fibbins	Lab	1,119	8.4	- 5.7
A. Colkin	Lab	1,106	8.3	- 5.2
C. Oakley	Lab	1,000	7.5	- 6.4
L. Topple	Lab	984	7.4	- 5.8
G. Hewitt	Ind Prog	836	6.3	
F. Bradley	Ind Lab	537	4.0	
0.75% swing Lab to MR	Maj	9,852	74.0 ●	
		9,673	72.8 ●	
		9,593	72.1 ●	
		9,398	70.6 ●	
		9,390	70.5 ●	
		9,330	70.1 ●	
		9,282	69.7 ●	
		9,282	69.7 ●	
		9,252	69.5 ●	

Tooting ward gains two seats

1925 electorate %turnout		16,758	33.6	+ 4.4
A. Cusden	**MR**	**3,530**	**71.1**	**+ 0.8**
W. Gausden	**MR**	**3,280**	**66.1**	**- 3.7**
***A. Edwards**	**MR**	**3,278**	**66.0**	**- 2.8**
J. Knox	**MR**	**3,269**	**65.9**	
***G. Goodfellow**	**MR**	**3,240**	**65.3**	
J. Allen	Lab	1,790	36.1	+ 5.1
M. Arran	Lab	1,708	34.4	+ 4.2
J. Gregory	Lab	1,623	32.7	+ 2.7
W. Gunnett	Lab	1,554	31.3	
W. Labram	Lab	1,548	31.2	
2.7% swing MR to Lab	Maj	1,740	35.0 ●	
		1,490	30.0 ●	
		1,488	29.9 ●	
		1,479	29.8 ●	
		1,450	29.2 ●	

Summary of election results

Battersea	Year	Elec	%Poll	MR	Lab	Prog
Bolingbroke	1925	9,183	50.8	74.1	25.9	
	1922	9,073	45.8	73.2	26.8	
Broomwood	1925	9,958	53.6	82.6	17.4	
	1922	9,585	49.4	85.7	14.3	
Church	1925	7,561	37.2	30.8	54.9	14.3
	1922	7,322	28.7	28.7	71.3	
Latchmere	1925	8,288	47.8	51.1	48.9	
	1922	7,885	42.3	45.3	54.7	
Nine Elms	1925	11,250	31.2	34.3	65.7	
	1922	10,868	25.8	25.6	74.4	
Park	1925	7,520	49.7	53.0	47.0	
	1922	7,251	40.3	51.4	48.6	
St John	1925	3,578	51.9	66.7	33.3	
	1922	3,453	45.8	67.1	32.9	
Shaftesbury	1925	6,859	54.4	43.8	56.2	
	1922	6,748	44.4	44.5	55.5	
Winstanley	1925	8,195	30.5	31.1	68.9	
	1922	7,940	23.9	24.0	76.0	

Wandsworth	Year	Elec	%Poll	MR	Lab	Ind Prog	Ind Lab
Balham	1925	25,194	40.6	82.4	17.6		
	1922	23,394	-	9 Unop			
Clapham North	1925	14,061	37.9	69.8	30.2		
	1922	13,486	37.3	60.6	21.1		18.3
Clapham South	1925	15,020	41.7	79.6	20.4		
	1922	14,514	38.0	80.8	19.2		
Fairfield	1925	9,416	40.0	68.5	31.5		
	1922	9,065	38.8	73.1	26.9		
Putney	1925	14,470	42.8	83.2	16.8		
	1922	12,885	-	9 Unop			
Southfield	1925	16,724	40.3	78.7	21.3		
	1922	15,527	32.5	79.8	20.2		
Springfield	1925	17,291	44.0	60.2	27.1		12.7
	1922	16,215	38.5	69.8	30.2		
Streatham	1925	27,464	46.4	81.2	8.5	6.3	4.0
	1922	24,859	39.3	85.6	14.4		
Tooting	1925	16,758	33.6	66.9	33.1		
	1922	16,333	29.2	69.6	30.4		

Councillors' majorities 1925

Battersea

1.	● C. Mason	Latchmere	4	0.1
2.	● A. Prichard	Latchmere	55	1.5
3.	● C. Phillips	Latchmere	60	1.6
4.	● T. Amphlett	Latchmere	61	1.6
5.	● F. Cazalet	Latchmere	75	2.0
6.	● J. McIntyre	Park	75	2.1
7.	● S. Johns	Park	85	2.1
8.	● E. Heaver	Latchmere	96	2.6
9.	● T. Wright	Park	95	2.7
10.	● J. Abrahams	Park	111	3.1
11.	● F. Crowe	Park	143	4.0
12.	● G. Baker	Park	169	4.8
13.	● W. Salvidge	Shaftesbury	316	8.9
14.	● M. Rose	Shaftesbury	376	10.6
15.	● Hubert Harling	Shaftesbury	381	10.7
16.	● C. Young	Shaftesbury	390	11.0
17.	● W. Croucher	Shaftesbury	412	11.6
18.	● A. Winfield	Shaftesbury	492	13.9
19.	● C. King	Church	610	22.5
20.	● T. Varran	Church	613	22.6
21.	● T. Simmons	Nine Elms	745	23.3
22.	● C. Barrington	Church	640	23.6
23.	● W. O'Neill	Church	644	23.7
24.	● J. Keith	Nine Elms	759	23.8
25.	● Ellen Coles	Church	657	24.2
26.	● W. McIver	Nine Elms	773	24.2
27.	● J. Bruce	Church	659	24.3
28.	● W. Humphreys	Nine Elms	794	24.9
29.	● J. Herd	Nine Elms	794	24.9
30.	● R. Moore	Nine Elms	795	24.9
31.	● J. Hendrick	Nine Elms	795	24.9
32.	● W. Andrews	Nine Elms	822	25.7
33.	● W. Geard	Nine Elms	834	26.0
34.	● W.Okines	Winstanley	725	31.2
35.	● Ruxton Kiloh	Winstanley	725	31.2
36.	● G. Rangecroft	St John	566	31.5
37.	● J. Blackburn	St John	572	31.8
38.	● W. Early	St John	580	32.7
39.	● A. Bailey	Winstanley	801	34.2
40.	● J. Biss	Winstanley	833	35.6
41.	● Duncan Carmichael	Winstanley	848	36.2
42.	● J. Edwards	Winstanley	892	38.1
43.	● G. Weadriff	Bolingbroke	2,004	44.7
44.	● E. Strange	Bolingbroke	2,070	46.1
45.	● C. Cooper	Bolingbroke	2,120	47.2
46.	● J. Morgan	Bolingbroke	2,127	47.4
47.	● S. Clapham	Bolingbroke	2,127	47.4
48.	● T. Jones	Bolingbroke	2,128	47.4
49.	● H. White	Broomwood	3,120	60.4
50.	● G. Lawther	Broomwood	3,279	63.5
51.	● Arthur Runeckles	Broomwood	3,304	64.0
52.	● G. Eaton	Broomwood	3,309	64.1
53.	● F. Dunmore	Broomwood	3,323	64.4
54.	● F. Abbott	Broomwood	3,347	64.8

Wandsworth

1.	● H. Jones	Springfield	2,166	27.2
2.	● A. Webb	Springfield	2,209	27.8
3.	● R. Williams	Springfield	2,247	28.3
4.	● C. Wonham	Springfield	2,276	28.6
5.	● G. Goodfellow	Tooting	1,450	29.2
6.	● J. Allsop	Springfield	2,350	29.5
7.	● J. Knox	Tooting	1,479	29.8
8.	● A. Edwards	Tooting	1,488	29.9
9.	● W. Gausden	Tooting	1,490	30.0
10.	● F. Edwards	Springfield	2,388	30.0
11.	● A. Jehu	Fairfield	1,160	32.6
12.	● G. Sutton	Fairfield	1,221	34.3
13.	● F. Eaton	Fairfield	1,224	34.4
14.	● J. Heard	Fairfield	1,228	34.5
15.	● A. Cusden	Tooting	1,740	35.0
16.	● M. Riches	Fairfield	1,258	35.3
17.	● F. Northeast	Clapham North	1,870	36.8
18.	● L. Smith	Clapham North	1,883	37.1
19.	● R. Ridley	Clapham North	1,891	37.2
20.	● H. Clarke	Clapham North	1,964	38.7
21.	● E. Morgan	Clapham North	1,970	38.8
22.	● W. Greener	Clapham North	1,987	39.1
23.	● John Keall	Southfield	3,085	48.1
24.	● A. Shaw	Clapham South	3,026	50.0
25.	● T. Harding	Southfield	3,304	51.5
26.	● H. Aram	Southfield	3,339	52.1
27.	● W. Castle	Southfield	3,350	52.2
28.	● J. Barron	Southfield	3,373	52.6
29.	● F. Ayshford	Southfield	3,448	53.8
30.	● C. Gulliford	Clapham South	3,267	54.0
31.	● P. Foley	Clapham South	3,350	55.4
32.	● R. Duncan	Clapham South	3,389	56.0
33.	● W. Clarke	Clapham South	3,395	56.1
34.	● T. Cox	Clapham South	3,416	56.5
35.	● E. Lane	Balham	5,921	61.4
36.	● J. Gowland	Balham	6,030	62.5
37.	● F. Piper	Balham	6,035	62.6
38.	● G. Hoare	Balham	6,069	62.9
39.	● H. Parsons	Balham	6,078	63.0
40.	● W. Farrar	Balham	6,079	63.0
41.	● W. Smith	Putney	3,797	63.2
42.	● George Morris	Putney	3,802	63.3
43.	● A. Burridge	Balham	6,110	63.4
44.	● H. Wharton-Wells	Putney	3,828	63.7
45.	● C. Arrow	Putney	3,840	63.9
46.	● Edwin Brookes	Balham	6,189	64.2
47.	● T. Gauntlett	Putney	3,862	64.3
48.	● Arthur Bellamy	Putney	3,875	64.5
49.	● W. Adkins	Putney	3,941	65.6
50.	● T. Ball	Balham	6,341	65.8
51.	● F. Allen	Putney	3,981	66.2
52.	● G. Hill	Streatham	9,252	69.5
53.	● J. Mark	Streatham	9,282	69.7
54.	● E. Howard	Streatham	9,282	69.7
55.	● Stephen Sanders	Streatham	9,330	70.1
56.	● T. Watson	Streatham	9,390	70.5
57.	● Charles Mills	Streatham	9,398	70.6
58.	● F. Goodall	Streatham	9,593	72.1
59.	● G. Feasey	Streatham	9,673	72.8
60.	● J. Curtis	Streatham	9,852	74.0

1928

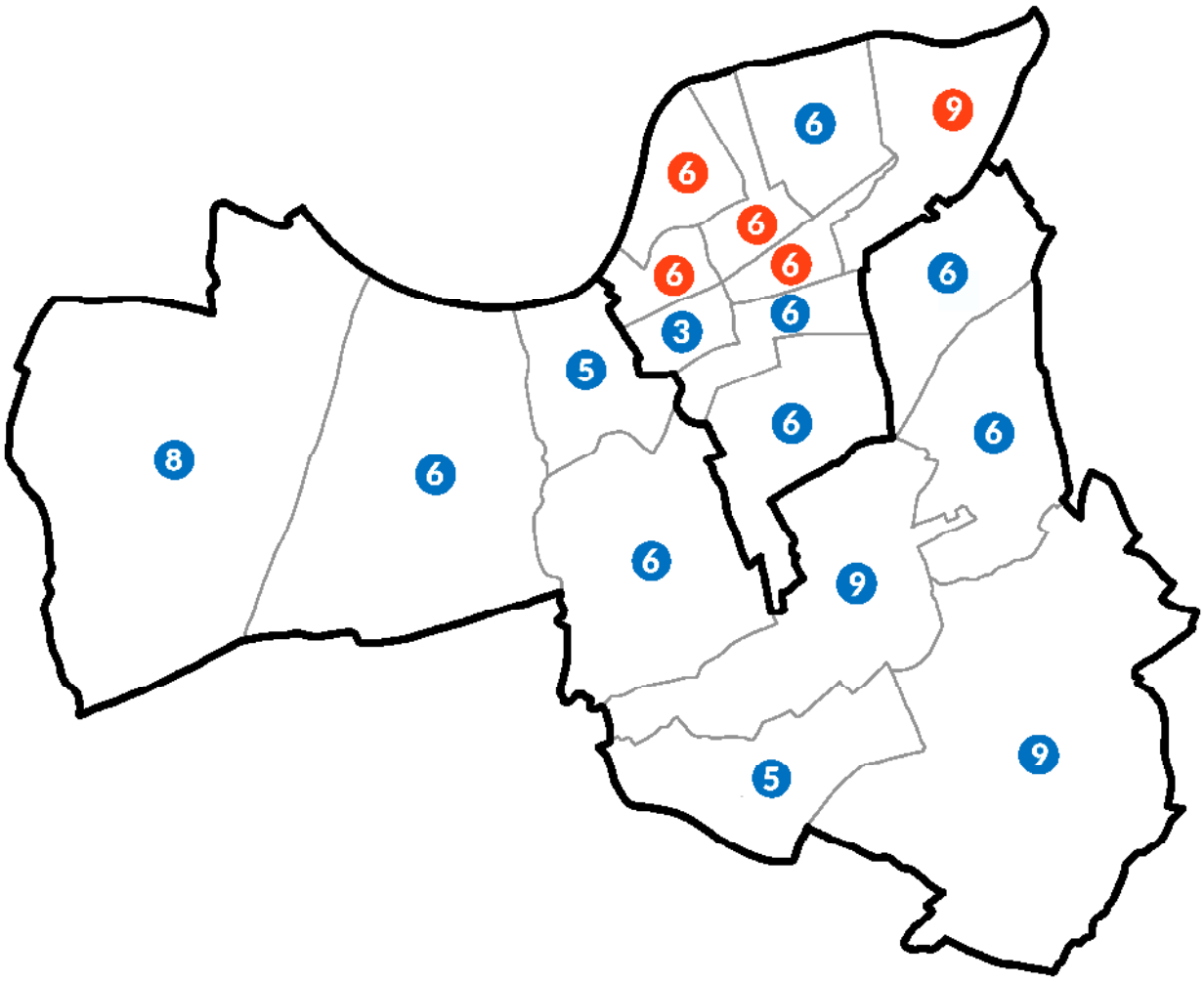

Battersea

Labour	33
Municipal Reform	21

Wandsworth

Municipal Reform	60

Bolingbroke

1928 electorate %turnout		9,115	35.7	- 15.1
J. Morgan	**MR**	**2,108**	**67.5**	**- 7.3**
***E. Strange**	**MR**	**2,098**	**67.2**	**- 7.6**
***S. Clapham**	**MR**	**2,094**	**67.1**	**- 7.7**
***T. Jones**	**MR**	**2,094**	**67.1**	**- 7.5**
C. Warner	**MR**	**2,070**	**66.3**	**- 7.2**
***G. Weadriff**	**MR**	**2,052**	**65.7**	**- 6.4**
P. Winfield	Lab	1,065	34.1	+ 6.7
F. Gilbert	Lab	1,053	33.7	+ 6.7
H. Sussex	Lab	1,028	32.9	+ 7.3
T. Knibbs	Lab	1,027	32.9	+ 7.3
W. Upton	Lab	1,023	32.8	+ 7.2
G. Carr	Lab	1,014	32.5	+ 8.3
7.3% swing MR to Lab	Maj	1,043	33.4	
		1,033	33.1	
		1,029	33.0	
		1,029	33.0	
		1,005	32.2	
		987	31.6	

Church

1928 electorate %turnout		7,557	33.3	- 3.9
***C. Barrington**	**Lab**	**1,507**	**62.4**	**+ 6.7**
***Ellen Coles**	**Lab**	**1,481**	**61.4**	**+ 5.8**
***W. O'Neill**	**Lab**	**1,463**	**60.6**	**+ 5.5**
***C. King**	**Lab**	**1,460**	**60.5**	**+ 5.5**
G. Meecham	**Lab**	**1,455**	**60.3**	**+ 5.7**
E. Reed	**Lab**	**1,433**	**59.4**	**+ 5.5**
F. Barrett	MR	972	40.3	+ 8.9
P. Hersey	MR	961	39.8	+ 8.5
F. Allen	MR	955	39.6	+ 8.5
H. Chadwick	MR	954	39.5	+ 8.4
N. Dalrymple	MR	943	39.1	+ 9.0
E. Sullivan	MR	895	37.1	+ 7.3
1.25% swing Lab to MR	Maj	535	22.1	
		509	21.1	
		491	20.3	
		488	20.2	
		483	20.0	
		461	19.1	

Broomwood

1928 electorate %turnout		10,129	38.6	-15.0
***F. Abbott**	**MR**	**2,963**	**77.9**	**- 6.0**
K. Baker	**MR**	**2,925**	**76.9**	**- 6.4**
***C. Cooper**	**MR**	**2,923**	**76.9**	**- 6.3**
***G. Eaton**	**MR**	**2,893**	**76.1**	**- 7.0**
***F. Dunmore**	**MR**	**2,881**	**75.7**	**- 6.9**
***H. White**	**MR**	**2,865**	**75.3**	**- 4.2**
P. Bevan	Lab	951	25.0	+ 5.9
B. Davis	Lab	916	24.1	+ 6.3
H. Bowler	Lab	899	23.6	+ 6.4
M. Minett	Lab	871	22.9	+ 5.7
C. Hiscox	Lab	867	22.8	+ 6.1
T. Hines	Lab	866	22.8	+ 6.5
6.1% swing MR to Lab	Maj	2,012	52.9	
		1,974	51.9	
		1,972	51.9	
		1,942	51.1	
		1,930	50.7	
		1,914	50.3	

Latchmere

GAIN 4

1928 electorate %turnout		8,393	43.7	- 4.1
***Alfred Prichard**	**Lab**	**2,105**	**60.7**	**+ 8.8**
Norman Prichard	**Lab**	**2,040**	**58.9**	**+ 8.4**
***C. Mason**	**Lab**	**2,007**	**57.9**	**+ 8.5**
A. Pecksen	**Lab**	**1,980**	**57.1**	**+ 9.6**
C. Powell	**Lab**	**1,933**	**55.8**	**+ 8.3**
A. Rignall	**Lab**	**1,852**	**53.4**	**+ 6.9**
H. Dodwell	MR	1,577	45.5	- 6.7
*C. Phillips	MR	1,482	42.8	- 8.8
F. Bell-Syer	MR	1,475	42.6	- 8.6
*T. Amphlett	MR	1,461	42.1	- 9.1
C. Godden	MR	1,459	42.1	- 8.3
B. Readings	MR	1,422	41.0	- 8.9
8.4% swing MR to Lab	Maj	528	15.2	
		463	13.4	
		430	12.4	
		403	11.6	
		356	10.3	
		275	7.9	

Nine Elms

1928 electorate %turnout		11,170	32.3	+ 1.1
E. Daly	**Lab**	**2,298**	**69.3**	**+ 2.2**
***W. Geard**	**Lab**	**2,249**	**67.9**	**+ 3.2**
***W. Humphreys**	**Lab**	**2,223**	**67.1**	**+ 1.2**
W. Heath	**Lab**	**2,213**	**66.8**	**+ 2.9**
***W. McIver**	**Lab**	**2,211**	**66.7**	**+ 1.8**
***J. Hendrick**	**Lab**	**2,205**	**66.5**	**+ 0.6**
***R. Moore**	**Lab**	**2,195**	**66.2**	**+ 1.0**
P. Molloy	**Lab**	**2,154**	**65.0**	**+ 0.2**
***T. Simmons**	**Lab**	**2,131**	**64.3**	**0.0**
H. Selley	MR	1,161	35.0	- 6.0
G. Wheeler	MR	1,161	35.0	- 5.7
H. Morgan	MR	1,159	35.0	- 3.6
J. Boyce	MR	1,116	33.7	- 4.2
F. Dix	MR	1,112	33.6	- 4.2
E. Butcher	MR	1,107	33.4	- 4.3
A. Pickworth	MR	1,057	31.9	- 5.8
A. Mossman	MR	1,039	31.4	- 5.8
J. Stone	MR	1,034	31.2	- 5.9
2.9% swing MR to Lab	Maj	1,137	34.3 ●	
		1,088	32.9 ●	
		1,062	32.1 ●	
		1,052	31.8 ●	
		1,050	31.7 ●	
		1,044	31.5 ●	
		1,034	31.2 ●	
		993	30.0 ●	
		970	29.3 ●	

Park

1928 electorate %turnout		7,583	38.9	- 10.8
H. Carpenter	**MR**	**1,596**	**56.4**	**+ 1.7**
A. Clarke	**MR**	**1,570**	**55.5**	**+ 1.6**
J. Campbell	**MR**	**1,561**	**55.2**	**+ 2.2**
W. Collyns	**MR**	**1,534**	**54.2**	**+ 1.6**
G. Jacob	**MR**	**1,525**	**53.9**	**+ 1.9**
***T. Wright**	**MR**	**1,518**	**53.7**	**+ 1.7**
H. Colbran	Lab	1,301	46.0	- 3.9
J. Lane	Lab	1,296	45.8	- 2.7
H. Mills	Lab	1,279	45.2	- 1.2
H. Hall	Lab	1,274	45.0	- 1.1
J. Quarterman	Lab	1,261	44.6	- 1.0
F. Nixon	Lab	1,253	44.3	- 0.6
1.8% swing Lab to MR	Maj	295	10.4 ●	
		269	9.5 ●	
		260	9.2 ●	
		233	8.2 ●	
		224	7.9 ●	
		217	7.7 ●	

St John

1928 electorate %turnout		3,526	35.7	- 16.2
***G. Rangecroft**	**MR**	**743**	**61.6**	**- 5.5**
***J. Blackburn**	**MR**	**731**	**60.6**	**- 6.1**
C. Taffs	**MR**	**707**	**58.7**	**- 7.7**
A. Townsend	Lab	497	41.2	+ 6.3
J. Plant	Lab	471	39.1	+ 6.2
I. Thomas	Lab	467	38.7	+ 6.7
6.4% swing MR to Lab	Maj	246	20.4 ●	
		234	19.4 ●	
		210	17.5 ●	

Shaftesbury

1928 electorate %turnout		6,781	45.8	- 8.6
***A. Winfield**	**Lab**	**1,898**	**64.6**	**+ 5.6**
***C. Young**	**Lab**	**1,867**	**63.5**	**+ 6.8**
***M. Rose**	**Lab**	**1,812**	**61.6**	**+ 5.5**
***W. Croucher**	**Lab**	**1,795**	**61.1**	**+ 5.3**
***W. Salvidge**	**Lab**	**1,768**	**60.1**	**+ 4.4**
***H. Harling**	**Lab**	**1,764**	**60.0**	**+ 6.0**
H. Hewitt	MR	1,167	39.7	- 5.4
H. Walden	MR	1,137	38.7	- 5.8
A. Higgins	MR	1,113	37.9	- 6.5
G. Lauriks	MR	1,108	37.7	- 5.8
E. Beese	MR	1,106	37.6	- 5.5
E. Long	MR	1,106	37.6	- 4.4
5.6% swing MR to Lab	Maj	731	24.9 ●	
		700	23.8 ●	
		645	21.9 ●	
		628	21.4 ●	
		601	20.4 ●	
		597	20.3 ●	

Winstanley

1928 electorate %turnout		8,116	25.0	- 5.5
***J. Biss**	**Lab**	**1,464**	**77.7**	**+ 5.1**
***J. Edwards**	**Lab**	**1,426**	**75.7**	**+ 5.0**
***A. Bailey**	**Lab**	**1,407**	**74.7**	**+ 4.6**
***R. Kiloh**	**Lab**	**1,384**	**73.5**	**+ 4.8**
M. Robinson	**Lab**	**1,352**	**71.8**	**+ 6.1**
H. Miles	**Lab**	**1,292**	**68.6**	**+ 2.9**
W. Palmer	MR	554	29.4	- 5.1
E. Clark	MR	531	28.2	- 5.1
F. Mills	MR	522	27.7	- 3.2
W. Edwards	MR	511	27.1	- 2.5
R. Rham	MR	431	22.9	- 6.6
E. Vane	MR	426	22.6	- 6.6
4.8% swing MR to Lab	Maj	910	48.3 ●	
		872	46.3 ●	
		853	45.3 ●	
		830	44.1 ●	
		798	42.4 ●	
		738	39.2 ●	

Balham

1928 electorate %turnout		26.619	23.7	- 16.9
***T. Ball**	**MR**	**4,459**	**75.5**	**- 9.5**
W. Chapman	**MR**	**4,447**	**75.3**	**- 8.1**
A. Allen	**MR**	**4,429**	**75.0**	**- 7.6**
***H. Parsons**	**MR**	**4,319**	**73.1**	**- 9.1**
***Edwin Brookes**	**MR**	**4,305**	**72.9**	**- 9.3**
***W. Farrar**	**MR**	**4,192**	**71.0**	**- 11.1**
***G. Hoare**	**MR**	**4,169**	**70.6**	**- 11.2**
***E. Lane**	**MR**	**4,142**	**70.1**	**- 11.6**
W. Kidman	**MR**	**4,119**	**69.7**	**- 10.9**
J. Blake	Lab	1,744	29.5	+10.3
R. Boddy	Lab	1,687	28.6	+ 9.7
E. Hicks	Lab	1,650	27.9	+ 9.2
E. Heathcote	Lab	1,644	27.8	+ 9.5
L. Watson	Lab	1,579	26.7	+ 9.6
A. Wilson	Lab	1,577	26.7	+10.0
L. Pimlott	Lab	1,573	26.6	+10.0
G. Trueman	Lab	1,570	26.6	+10.2
G. Pugh	Lab	1,566	26.5	+10.2
9.8% swing MR to Lab	Maj	2,715	46.0 ●	
		2,703	45.8 ●	
		2,685	45.5 ●	
		2,575	43.6 ●	
		2,561	43.4 ●	
		2,448	41.5 ●	
		2,425	41.1 ●	
		2,398	40.6 ●	
		2,375	40.2 ●	

Clapham North

1928 electorate %turnout		13,887	26.4	- 11.5
***E. Morgan**	**MR**	**2,162**	**62.1**	**- 8.8**
***H. Clarke**	**MR**	**2,015**	**57.8**	**- 12.8**
***W. Greener**	**MR**	**2,002**	**57.5**	**- 13.0**
***L. Smith**	**MR**	**1,976**	**56.7**	**- 12.3**
***R. Ridley**	**MR**	**1,967**	**56.5**	**- 12.4**
***F. Northeast**	**MR**	**1,957**	**56.2**	**- 12.4**
F. Bridges	Lab	1,507	43.3	+11.5
E. Bridges	Lab	1,502	43.1	+12.1
L. Banks	Lab	1,495	42.9	+12.3
J. Murphy	Lab	1,466	42.1	+12.6
A. Bransom	Lab	1,450	41.6	+12.2
W. Morgan	Lab	1,405	40.3	+11.3
12.0% swing MR to Lab	Maj	655	18.8 ●	
		508	14.2 ●	
		495	14.2 ●	
		469	13.4 ●	
		460	13.2 ●	
		450	12.9 ●	

Clapham South

1928 electorate %turnout		15,298	27.9	- 13.8
***Tom Cox**	**MR**	**2,940**	**72.9**	**- 8.5**
R. Edwards	**MR**	**2,899**	**71.9**	**- 9.1**
***P. Foley**	**MR**	**2,877**	**71.3**	**- 9.6**
F. Sugden	**MR**	**2,861**	**70.9**	**- 9.4**
***A. Shaw**	**MR**	**2,813**	**69.7**	**- 9.2**
H. Rehm	**MR**	**2,784**	**69.0**	**- 5.9**
A. Hobbs	Lab	1,200	29.8	+ 4.9
W. Woodruff	Lab	1,186	29.4	+ 9.4
W. Children	Lab	1,174	29.1	+ 9.4
A. Keightley	Lab	1,169	29.0	+ 9.6
M. Kempton	Lab	1,169	29.0	+ 9.6
H. White	Lab	1,126	27.9	+ 8.7
8.6% swing MR to Lab	Maj	1,740	43.1 ●	
		1,699	42.1 ●	
		1,677	41.5 ●	
		1,661	41.1 ●	
		1,613	39.9 ●	
		1,584	39.2 ●	

Fairfield

1928 electorate %turnout		10,225	35.0	- 5.0
C. Croft	**MR**	**1,856**	**55.4**	**- 14.2**
***M. Riches**	**MR**	**1,843**	**55.0**	**- 13.8**
G. Halfacre	**MR**	**1,803**	**53.8**	**- 14.9**
***G. Sutton**	**MR**	**1,755**	**52.4**	**- 16.2**
E. Martin	**MR**	**1,734**	**51.8**	**- 15.1**
H. Alexander	Lab	1,650	49.2	+14.9
G. Blizard	Lab	1,621	48.4	+16.5
F. Bradley	Lab	1,531	45.7	+13.8
W. Johnson	Lab	1,515	45.2	+14.9
B. Hedger	Lab	1,445	43.1	+14.0
14.8% swing MR to Lab	Maj	206	6.2 ●	
		193	5.8 ●	
		153	4.6 ●	
		105	3.2 ●	
		84	2.6 ●	

Putney

1928 electorate %turnout		15,748	28.9	- 13.9
***F. Allen**	**MR**	**3,468**	**78.9**	**- 6.2**
***W. Adkins**	**MR**	**3,467**	**78.9**	**- 5.6**
***Arthur Bellamy**	**MR**	**3,448**	**78.4**	**- 5.0**
G. Fowle	**MR**	**3,425**	**77.9**	**- 5.3**
***T. Gauntlett**	**MR**	**3,401**	**77.4**	**- 5.4**
B. Hallett	**MR**	**3,350**	**76.2**	**- 6.4**
O. Parkes	**MR**	**3,336**	**75.9**	**- 6.3**
***George Morris**	**MR**	**3,316**	**75.4**	**- 6.7**
G. Alton	Lab	1,065	24.2	+ 5.3
W. Baker	Lab	1,035	23.5	+ 5.8
N. Baker	Lab	1,028	23.4	+ 6.0
E. West	Lab	982	22.3	+ 5.5
C. Holock	Lab	976	22.2	+ 5.9
A. Latta	Lab	971	22.1	+ 6.1
C. Lyford	Lab	963	21.9	+ 6.1
E. Lewindon	Lab	937	21.3	+ 5.9
5.8% swing MR to Lab	Maj	2,403	54.7 ●	
		2,402	54.7 ●	
		2,383	54.2 ●	
		2,360	53.7 ●	
		2,336	53.2 ●	
		2,285	52.0 ●	
		2,271	51.7 ●	
		2,251	51.2 ●	

Southfield

1928 electorate %turnout		17,356	27.5	- 12.8
***F. Ayshford**	**MR**	**3,423**	**74.8**	**- 6.0**
***J. Barron**	**MR**	**3,387**	**74.0**	**- 5.6**
***H. Aram**	**MR**	**3,331**	**72.8**	**- 6.4**
***W. Castle**	**MR**	**3,327**	**72.7**	**- 4.4**
***John Keall**	**MR**	**3,326**	**72.7**	**- 5.8**
***T. Harding**	**MR**	**3,290**	**71.9**	**- 3.2**
E. Brown	Lab	1,303	28.5	+ 1.0
J. Barwick	Lab	1,257	27.5	+ 7.0
A. Alexander	Lab	1,245	27.2	+ 6.9
George Wyver	Lab	1,196	26.1	+ 6.0
E. Parker	Lab	1,191	26.0	+ 6.0
E. Reeves	Lab	1,171	25.6	+ 5.7
5.6% swing MR to Lab	Maj	2,120	46.3 ●	
		2,084	45.5 ●	
		2,028	44.3 ●	
		2,024	44.2 ●	
		2,023	44.2 ●	
		1,987	43.4 ●	

Springfield

1928 electorate %turnout		17,289	32.2	- 11.8
C. Brown	**MR**	**3,079**	**57.6**	**- 4.0**
***F. Edwards**	**MR**	**3,072**	**57.5**	**- 3.6**
***A. Webb**	**MR**	**2,990**	**55.9**	**- 4.3**
***A. Jehu**	**MR**	**2,983**	**55.8**	**- 4.1**
A. Winter	**MR**	**2,983**	**55.8**	**- 3.6**
***H. Jones**	**MR**	**2,871**	**53.7**	**- 5.1**
E. Blizard	Lab	2,427	45.4	+13.8
W. Humphreys	Lab	2,374	44.4	+16.4
E. Fry	Lab	2,339	43.8	+17.0
H. Matthews	Lab	2,334	43.7	+17.4
E. Northcott	Lab	2,319	43.4	+18.1
A. Johnson	Lab	2,305	43.1	+18.2
10.55% swing MR to Lab	Maj	652	12.2 ●	
		645	12.1 ●	
		563	10.5 ●	
		556	10.4 ●	
		556	10.4 ●	
		444	8.3 ●	

Streatham

1928 electorate %turnout		32,963	25.2	- 21.2
***J. Curtis**	**MR**	**7,024**	**81.8**	**- 2.4**
J. Kirkland	**MR**	**6,936**	**80.8**	**- 2.1**
***G. Hill**	**MR**	**6,800**	**79.2**	**- 3.1**
***G. Feasey**	**MR**	**6,781**	**79.0**	**- 1.8**
***F. Goodall**	**MR**	**6,714**	**78.2**	**- 2.5**
R. Grist	**MR**	**6,712**	**78.2**	**- 2.1**
***Stephen Sanders**	**MR**	**6,693**	**77.9**	**- 2.0**
E. Howard	**MR**	**6,680**	**77.8**	**- 2.1**
***T. Watson**	**MR**	**6,654**	**77.5**	**- 2.2**
A. Adams	Lab	1,257	14.6	+ 4.4
F. Woodard	Lab	1,228	14.3	+ 5.2
R. Beresford	Lab	1,224	14.3	+ 5.6
J. Kipling	Lab	1,195	13.9	+ 5.3
G. Thurley	Lab	1,148	13.4	+ 6.0
F. Dobberson	Lab	1,116	13.0	+ 4.7
F. Langdon	Lab	1,057	12.3	+ 4.0
S. Portlock	Lab	1,054	12.3	+ 4.8
G. Hewitt	Ind L	650	7.6	+ 1.3
3.65% swing MR to Lab	Maj	5,767	67.2 ●	
		5,679	66.4 ●	
		5,543	64.6 ●	
		5,524	64.4 ●	
		5,457	63.6 ●	
		5,455	63.6 ●	
		5,436	63.3 ●	
		5,423	63.2 ●	
		5,397	62.9 ●	

Tooting

1928 electorate %turnout		16,900	28.4	- 5.2
J. Dewar-Robertson	**MR**	**2,554**	**59.8**	**- 11.3**
***A. Cusden**	**MR**	**2,494**	**58.4**	**- 7.7**
H. Clear	**MR**	**2,440**	**57.1**	**- 8.9**
***A. Edwards**	**MR**	**2,273**	**53.2**	**- 12.7**
***J. Knox**	**MR**	**2,270**	**53.2**	**- 12.1**
C. Brook	Lab	2,009	47.0	+10.9
J. Allen	Lab	1,917	44.9	+10.5
M. Arran	Lab	1,880	44.0	+11.3
J. Gregory	Lab	1,790	41.9	+10.6
Frederick Jordan	Lab	1,724	40.4	+ 9.2
10.6% swing MR to Lab	Maj	545	12.8	
		485	11.4	
		431	10.1	
		264	6.2	
		261	6.2	

Summary of election results

Battersea	Year	Elec	%Poll	MR	Lab	Prog
Bolingbroke	1928	9,115	35.7	66.8	33.2	
	1925	9,183	50.8	74.1	25.9	
Broomwood	1928	10,129	38.6	76.5	23.5	
	1925	9,958	53.6	82.6	17.4	
Church	1928	7,557	33.3	39.2	60.8	
	1925	7,561	37.2	30.8	54.9	14.3
Latchmere	1928	8,393	43.7	42.7	57.3	
	1925	8,288	47.8	51.1	48.9	
Nine Elms	1928	11,170	32.3	31.4	68.6	
	1925	11,250	31.2	34.3	65.7	
Park	1928	7,583	38.9	54.8	45.2	
	1925	7,520	49.7	53.0	47.0	
St John	1928	3,526	35.7	60.3	39.7	
	1925	3,578	51.9	66.7	33.3	
Shaftesbury	1928	6,781	45.8	38.2	61.8	
	1925	6,859	54.4	43.8	56.2	
Winstanley	1928	8,116	25.0	26.3	73.7	
	1925	8,195	30.5	31.1	68.9	

Wandsworth	Year	Elec	%Poll	MR	Lab	Ind Prog	Ind Lab
Balham	1928	26,619	23.7	72.6	27.4		
	1925	25,194	40.6	82.4	17.6		
Clapham North	1928	13,887	26.4	57.8	42.2		
	1925	14,061	37.9	69.8	30.2		
Clapham South	1928	15,298	27.9	71.0	29.0		
	1925	15,020	41.7	79.6	20.4		
Fairfield	1928	10,225	35.0	53.7	46.3		
	1925	9,416	40.0	68.5	31.5		
Putney	1928	15,748	28.9	77.4	22.6		
	1925	14,470	42.8	83.2	16.8		
Southfield	1928	17,536	27.5	73.1	26.9		
	1925	16,724	40.3	78.7	21.3		
Springfield	1928	17,289	32.2	56.0	44.0		
	1925	17,291	44.0	60.2	27.1		12.7
Streatham	1928	32,963	25.2	78.9	13.5	7.6	
	1925	27,464	46.4	81.2	8.5	6.3	4.0
Tooting	1928	16,900	28.4	56.3	43.7		
	1925	16,758	33.6	66.9	33.1		

Councillors' majorities 1928

Battersea

1.	● T. Wright	Park	217	7.7
2.	● G. Jacob	Park	224	7.9
3.	● A. Rignall	Latchmere	275	7.9
4.	● W. Collyns	Park	233	8.2
5.	● J. Campbell	Park	260	9.2
6.	● A. Clarke	Park	269	9.5
7.	● C. Powell	Latchmere	356	10.3
8.	● H. Carpenter	Park	295	10.4
9.	● A. Pecksen	Latchmere	403	11.6
10.	● C. Mason	Latchmere	430	12.4
11.	● Norman Prichard	Latchmere	463	13.4
12.	● Alfred Prichard	Latchmere	528	15.2
13.	● C. Taffs	St John	210	17.5
14.	● E. Reed	Church	461	19.1
15.	● J. Blackburn	St John	234	19.4
16.	● George Meecham	Church	483	20.0
17.	● C. King	Church	488	20.2
18.	● W. O'Neill	Church	491	20.3
19.	● Hubert Harling	Shaftesbury	597	20.3
20.	● G. Rangecroft	St John	246	20.4
21.	● W. Salvidge	Shaftesbury	601	20.4
22.	● Ellen Coles	Church	509	21.1
23.	● W. Croucher	Shaftesbury	628	21.4
24.	● M. Rose	Shaftesbury	645	21.9
25.	● C. Barrington	Church	535	22.1
26.	● C. Young	Shaftesbury	700	23.8
27.	● A. Winfield	Shaftesbury	731	24.9
28.	● T. Simmons	Nine Elms	970	29.3
29.	● P. Molloy	Nine Elms	993	30.0
30.	● R. Moore	Nine Elms	1,034	31.2
31.	● J. Hendrick	Nine Elms	1,044	31.5
32.	● G. Weadriff	Bolingbroke	987	31.6
33.	● W. McIver	Nine Elms	1,050	31.7
34.	● W. Heath	Nine Elms	1,052	31.8
35.	● W. Humphreys	Nine Elms	1,062	32.1
36.	● C. Warner	Bolingbroke	1,005	32.2
37.	● W. Geard	Nine Elms	1,088	32.9
38.	● T. Jones	Bolingbroke	1,029	33.0
39.	● S. Clapham	Bolingbroke	1,029	33.0
40.	● E. Strange	Bolingbroke	1,033	33.1
41.	● J. Morgan	Bolingbroke	1,043	33.4
42.	● E. Daly	Nine Elms	1,137	34.3
43.	● H. Miles	Winstanley	738	39.2
44.	● M. Robinson	Winstanley	798	42.4
45.	● Ruxton Kiloh	Winstanley	830	44.1
46.	● A. Bailey	Winstanley	853	45.3
47.	● J. Edwards	Winstanley	872	46.3
48.	● J. Biss	Winstanley	910	48.3
49.	● H. White	Broomwood	1,914	50.3
50.	● F. Dunmore	Broomwood	1,930	50.7
51.	● G. Eaton	Broomwood	1,942	51.1
52.	● C. Cooper	Broomwood	1,972	51.9
53.	● K. Baker	Broomwood	1,974	51.9
54.	● F. Abbott	Broomwood	2,012	52.9

Wandsworth

1.	● E. Martin	Fairfield	84	2.6
2.	● G. Sutton	Fairfield	105	3.2
3.	● G. Halfacre	Fairfield	153	4.6
4.	● M. Riches	Fairfield	193	5.8
5.	● C. Croft	Fairfield	206	6.2
6.	● J. Knox	Tooting	261	6.2
7.	● A. Edwards	Tooting	264	6.2
8.	● H. Jones	Springfield	444	8.3
9.	● H. Clear	Tooting	431	10.1
10.	● A. Winter	Springfield	556	10.4
11.	● A. Jehi	Springfield	556	10.4
12.	● A. Webb	Springfield	563	10.5
13.	● A. Cusden	Tooting	485	11.4
14.	● F. Edwards	Springfield	645	12.1
15.	● C. Brown	Springfield	652	12.2
16.	● J. Dewar-Robertson	Tooting	545	12.8
17.	● F. Northeast	Clapham North	450	12.9
18.	● R. Ridley	Clapham North	460	13.2
19.	● L. Smith	Clapham North	469	13.4
20.	● W. Greener	Clapham North	495	14.2
21.	● H. Clarke	Clapham North	508	14.5
22.	● E. Morgan	Clapham North	655	18.8
23.	● H. Rehm	Clapham South	1,584	39.2
24.	● A. Shaw	Clapham South	1,613	39.9
25.	● W. Kidman	Balham	2,375	40.2
26.	● E. Lane	Balham	2,398	40.6
27.	● F. Sugden	Clapham South	1,661	41.1
28.	● G. Hoare	Balham	2,425	41.1
29.	● P. Foley	Clapham South	1,677	41.5
30.	● W. Farrar	Balham	2,448	41.5
31.	● R. Edwards	Clapham South	1,699	42.1
32.	● T. Cox	Clapham South	1,740	43.1
33.	● T. Harding	Southfield	1,987	43.4
34.	● Edwin Brookes	Balham	2,561	43.4
35.	● H. Parsons	Balham	2,575	43.6
36.	● John Keall	Southfield	2,023	44.2
37.	● W. Castle	Southfield	2,024	44.2
38.	● H. Aram	Southfield	2,028	44.3
39.	● J. Barron	Southfield	2,084	45.5
40.	● A. Allen	Balham	2,685	45.5
41.	● W. Chapman	Balham	2,703	45.8
42.	● T. Ball	Balham	2,715	46.0
43.	● F. Ayshford	Southfield	2,120	46.3
44.	● George Morris	Putney	2,251	51.2
45.	● O. Parkes	Putney	2,271	51.7
46.	● B. Hallett	Putney	2,285	52.0
47.	● T. Gauntlett	Putney	2,336	53.2
48.	● G. Fowle	Putney	2,360	53.7
49.	● Arthur Bellamy	Putney	2,383	54.2
50.	● W. Adkins	Putney	2,402	54.7
51.	● F. Allen	Putney	2,403	54.7
52.	● T. Watson	Streatham	5,397	62.9
53.	● E. Howard	Streatham	5,423	63.2
54.	● Stephen Sanders	Streatham	5,436	63.3
55.	● R. Grist	Streatham	5,455	63.6
56.	● F.Goodall	Streatham	5,457	63.6
57.	● G. Feasey	Streatham	5,524	64.4
58.	● G. Hill	Streatham	5,543	64.6
59.	● J. Kirkland	Streatham	5,679	66.4
60.	● J. Curtis	Streatham	5,767	67.2

1931

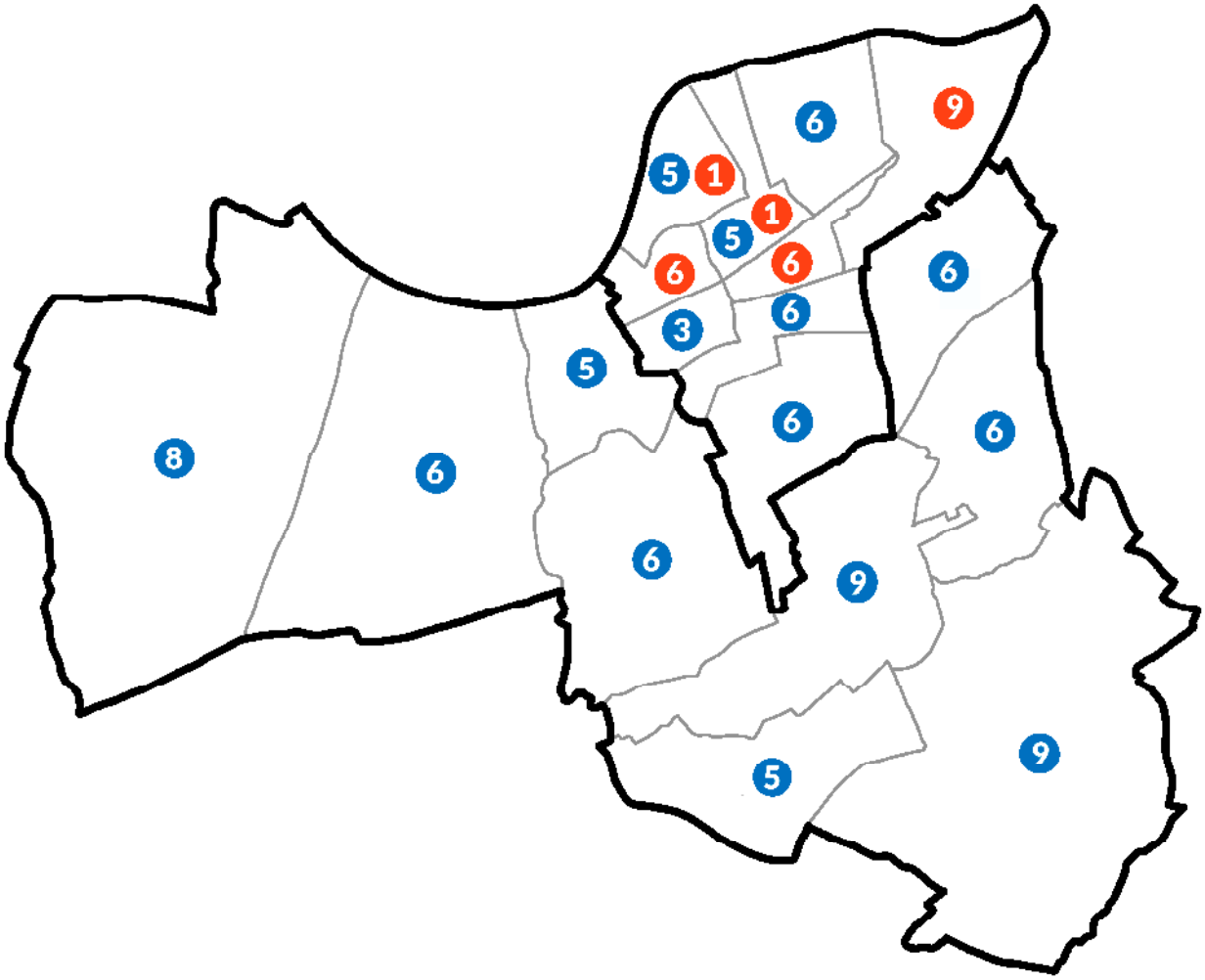

Battersea

Municipal Reform	31
Labour	23

Wandsworth

Municipal Reform	60

Bolingbroke

1931 electorate %turnout		10,067	40.3	+ 4.6
***S. Clapham**	**MR**	**3,053**	**78.1**	**+10.6**
***J. Morgan**	**MR**	**3,048**	**78.0**	**+10.8**
***E. Strange**	**MR**	**3,006**	**76.9**	**+ 9.8**
***G. Weadriff**	**MR**	**2,960**	**75.7**	**+ 8.6**
H. Walden	**MR**	**2,951**	**75.5**	**+ 9.2**
***C. Warner**	**MR**	**2,918**	**74.6**	**+ 8.9**
Caroline Ganley	Lab	947	24.2	- 9.9
F. Gilbert	Lab	943	24.1	- 9.6
W. Bowler	Lab	930	23.8	- 9.1
J. Clancy	Lab	925	23.7	- 9.2
Ernest Perry	Lab	888	22.7	- 10.1
W. Upton	Lab	885	22.6	- 9.9
9.6% swing Lab to MR	Maj	2,106	53.9 ●	
		2,101	53.8 ●	
		2,059	52.7 ●	
		2,013	51.5 ●	
		2,004	51.3 ●	
		1,971	50.4 ●	

Broomwood

1931 electorate %turnout		11,206	45.8	+ 7.2
***F. Abbott**	**MR**	**4,337**	**86.4**	**+ 8.5**
***C. Cooper**	**MR**	**4,286**	**85.4**	**+ 8.5**
***K. Baker**	**MR**	**4,275**	**85.2**	**+ 8.3**
***F. Dunmore**	**MR**	**4,256**	**84.8**	**+ 8.2**
***G. Eaton**	**MR**	**4,192**	**83.5**	**+ 7.8**
***H. White**	**MR**	**4,133**	**82.3**	**+ 7.0**
P. Bevan	Lab	904	18.0	- 7.0
W. Bowler	Lab	845	16.8	- 7.3
S. Whelbourn	Lab	736	14.7	- 8.9
B. Thomas	Lab	732	14.6	- 8.3
T. Hines	Lab	713	14.2	- 8.6
C. Hiscox	Lab	711	14.2	- 8.6
8.1% swing Lab to MR	Maj	3,433	68.4 ●	
		3,382	67.4 ●	
		3,371	67.2 ●	
		3,352	66.8 ●	
		3,288	65.5 ●	
		3,229	64.3 ●	

Church

GAIN 5

1931 electorate %turnout		7,919	33.5	+ 0.2
D. Jenkins	**MR**	**1,276**	**49.8**	**+ 9.5**
S. Sanderson	**MR**	**1,261**	**49.3**	**+ 9.5**
H. Bangay	**MR**	**1,238**	**48.4**	**+ 8.8**
A. Mossman	**MR**	**1,231**	**48.1**	**+ 8.6**
***C. Barrington**	**Lab**	**1,230**	**48.1**	**- 14.3**
C. Wain	**MR**	**1,213**	**47.4**	**+ 8.3**
*Ellen Coles	Lab	1,198	46.8	- 14.6
Edgar Boys	Lab	1,193	46.6	- 14.0
A. Whelton	MR	1,191	46.5	+ 9.4
*G. Meecham	Lab	1,191	46.5	- 14.0
*W. O'Neill	Lab	1,190	46.5	- 13.8
D. Skinner	Lab	1,179	46.1	- 13.3
W. Andrews	Comm	156	6.1	
N. Baker	Comm	153	6.0	
D. Blackford	Comm	128	5.0	
H. Wicks	Comm	113	4.4	
A. Burnett	Comm	111	4.3	
E. Usher	Comm	107	4.2	
11.6% swing Lab to MR	Maj	78	3.0 ●	
		63	2.5 ●	
		40	1.6 ●	
		33	1.3 ●	
		39	1.6 ●	
		15	0.6 ●	

Latchmere

GAIN 5

1931 electorate %turnout		8,896	42.2	- 1.5
H. Dodwell	**MR**	**1,928**	**49.2**	**+ 3.7**
***H. Carpenter**	**MR**	**1,841**	**47.0**	**+ 4.2**
G. Eaton	**MR**	**1,833**	**46.8**	**+ 4.2**
E. Butcher	**MR**	**1,804**	**46.0**	**+ 3.9**
F. Douglas	**Lab**	**1,802**	**46.0**	**- 14.7**
J. Eaton	**MR**	**1,783**	**45.5**	**+ 3.4**
Douglas Prichard	Lab	1,708	43.6	- 15.3
*Norman Prichard	Lab	1,667	42.5	- 15.4
W. Hammond	MR	1,650	42.1	+ 1.1
*A. Pecksen	Lab	1,598	40.8	- 16.3
S. Fussey	Lab	1,563	39.9	- 15.9
*A. Rignall	Lab	1,523	38.9	- 14.5
*C. Powell	Ind	470	12.0	
9.4% swing Lab to MR	Maj	199	5.6 ●	
		133	3.4 ●	
		125	3.2 ●	
		96	2.4 ●	
		152	3.9 ●	
		75	1.9 ●	

Nine Elms

1931 electorate %turnout		11,793	27.1	- 6.2
John Archer	**Lab**	**1,886**	**62.3**	**- 7.0**
S. Booth	**Lab**	**1,848**	**61.0**	**- 6.9**
***E. Daly**	**Lab**	**1,846**	**61.0**	**- 6.1**
R. Moore	**Lab**	**1,799**	**59.4**	**- 7.4**
J. Hendrick	**Lab**	**1,776**	**58.7**	**- 8.0**
***W. Heath**	**Lab**	**1,760**	**58.1**	**- 8.4**
***W. McIver**	**Lab**	**1,755**	**58.0**	**- 8.2**
A. Gorringe	**Lab**	**1,733**	**57.2**	**- 7.8**
M. Hendrick	**Lab**	**1,704**	**56.3**	**- 8.0**
F. Allen	MR	1,276	42.2	+ 7.2
E. Cairns	MR	1,269	41.9	+ 6.9
A. Clark	MR	1,269	41.9	+ 6.9
T. Bradshaw	MR	1,266	41.8	+ 8.1
E. Freeman	MR	1,255	41.5	+ 7.9
S. Godden	MR	1,238	40.9	+ 7.5
M. Mathias	MR	1,205	39.8	+ 7.9
A. Webb	MR	1,184	39.1	+ 7.7
E. O'Sullivan	MR	1,176	38.8	+ 7.6
9.5% swing Lab to MR	Maj	610	20.1 ●	
		572	18.8 ●	
		570	18.8 ●	
		523	17.2 ●	
		500	16.5 ●	
		484	15.9 ●	
		479	15.8 ●	
		457	15.0 ●	
		428	14.1 ●	

Park

1931 electorate %turnout		8,007	36.8	- 2.1
A. Clarke	**MR**	**1,781**	**62.3**	**+ 5.9**
J. Campbell	**MR**	**1,767**	**61.8**	**+ 6.3**
F. Fryer	**MR**	**1,745**	**61.0**	**+ 5.8**
A. Godfrey	**MR**	**1,743**	**60.9**	**+ 6.7**
G. Osborne	**MR**	**1,727**	**60.4**	**+ 6.5**
C. Godden	**MR**	**1,714**	**59.9**	**+ 6.2**
J. Chesterman	Lab	1,168	40.8	- 5.2
J. Currie	Lab	1,142	39.9	- 5.9
T. Elliott	Lab	1,128	39.4	- 5.8
S. Kyte	Lab	1,092	38.2	- 6.8
W. Wye	Lab	1,081	37.8	- 6.8
J. Plant	Lab	1,076	37.6	- 5.7
6.3% swing Lab to MR	Maj	613	21.5 ●	
		599	21.0 ●	
		577	20.2 ●	
		575	20.1 ●	
		559	19.6 ●	
		546	19.1 ●	

St John

1931 electorate %turnout		3,854	36.3	+ 0.6
***G. Rangecroft**	**MR**	**960**	**71.6**	**+10.0**
E. Sullivan	**MR**	**954**	**71.2**	**+10.6**
F. Mills	**MR**	**928**	**69.2**	**+10.5**
P. Winfield	Lab	436	32.5	- 8.7
H. Bowler	Lab	373	27.8	- 11.3
J. Dye	Lab	371	27.7	- 11.0
9.65% swing Lab to MR	Maj	524	39.1 ●	
		518	38.7 ●	
		492	36.7 ●	

Shaftesbury

1931 electorate %turnout		7,122	44.5	- 1.3
***A. Winfield**	**Lab**	**1,788**	**58.4**	**- 6.2**
***W. Croucher**	**Lab**	**1,786**	**58.4**	**- 5.1**
G. Fineran	**Lab**	**1,750**	**57.2**	**- 4.4**
***H. Harling**	**Lab**	**1,746**	**57.1**	**- 4.0**
F. Young	**Lab**	**1,745**	**57.0**	**- 3.1**
***W. Salvidge**	**Lab**	**1,686**	**55.1**	**- 4.9**
W. Edwards	MR	1,369	44.8	+ 5.1
E. Beese	MR	1,315	43.0	+ 4.3
C. Wilkinson	MR	1,306	42.7	+ 4.7
A. Hunt	MR	1,299	42.5	+ 4.8
N. Parker	MR	1,296	42.4	+ 4.8
A. Wood	MR	1,269	41.5	+ 3.9
4.6% swing Lab to MR	Maj	419	13.6 ●	
		417	13.6 ●	
		381	12.4 ●	
		377	12.3 ●	
		376	12.2 ●	
		317	10.3 ●	

Winstanley

1931 electorate %turnout		8,636	29.0	+ 4.0
***J. Biss**	**Lab**	**1,460**	**60.3**	**- 17.4**
***A. Bailey**	**Lab**	**1,433**	**59.2**	**- 16.5**
***J. Edwards**	**Lab**	**1,429**	**59.0**	**- 15.7**
***R. Kiloh**	**Lab**	**1,371**	**56.6**	**- 16.9**
***M. Robinson**	**Lab**	**1,360**	**56.2**	**- 15.6**
***H. Miles**	**Lab**	**1,335**	**55.1**	**- 13.5**
J. Cairns	MR	797	32.9	+ 3.5
F. Abbott	MR	772	31.9	+ 3.7
A. Rangecroft	MR	724	29.9	+ 2.2
F. Lamb	MR	723	29.9	+ 2.8
F. Steed	MR	718	29.7	+ 6.8
E. Redway	MR	716	29.6	+ 7.0
L. Blackwell	UWM	335	13.8	
W. Richards	UWM	290	12.0	
G. King	UWM	277	11.4	
P. Goode	UWM	269	11.1	
D. Palmer	UWM	265	10.9	
D. Starmer	UWM	255	10.5	
10.2% swing Lab to MR	Maj	663	27.4 ●	
		636	26.3 ●	
		632	26.1 ●	
		574	23.7 ●	
		563	22.3 ●	
		538	21.2 ●	

Balham

1931 electorate %turnout		28,491	31.0	+ 7.3
***A. Allen**	**MR**	**7,533**	**88.3**	**+12.2**
***T. Ball**	**MR**	**7,510**	**88.0**	**+12.7**
***W. Chapman**	**MR**	**7,476**	**87.6**	**+12.6**
***Edwin Brookes**	**MR**	**7,384**	**86.5**	**+13.4**
***G. Hoare**	**MR**	**7,131**	**83.6**	**+10.5**
***H. Parsons**	**MR**	**7,128**	**83.5**	**+12.5**
***E. Lane**	**MR**	**7,113**	**83.3**	**+12.7**
W. Higgins	**MR**	**7,054**	**82.7**	**+12.6**
***W. Kidman**	**MR**	**7,035**	**82.4**	**+12.7**
J. Blake	Lab	1,445	16.9	- 12.8
A. Chambers	Lab	1,310	15.3	- 13.3
E. Hicks	Lab	1,285	15.1	- 12.8
Eleanor Goodrich	Lab	1,251	14.7	- 13.1
W. Corbet	Lab	1,249	14.6	- 12.1
G. Pugh	Lab	1,092	12.8	- 11.9
12.5% swing Lab to MR	Maj	6,088	71.4 ●	
		6,065	71.1 ●	
		6,031	70.7 ●	
		5,939	70.6 ●	
		5,686	66.7 ●	
		5,683	66.6 ●	
		5,668	66.4 ●	
		5,609	65.8 ●	
		5,590	65.5 ●	

Clapham North

1931 electorate %turnout		15,146	26.4	0.0
A. Norman	**MR**	**2,816**	**73.6**	**+11.5**
***H. Clarke**	**MR**	**2,813**	**73.5**	**+15.7**
***W. Greener**	**MR**	**2,770**	**72.4**	**+14.9**
***R. Ridley**	**MR**	**2,767**	**72.3**	**+15.6**
***F. Northeast**	**MR**	**2,758**	**72.1**	**+15.6**
G. Beare	**MR**	**2,745**	**71.8**	**+15.6**
L. Banks	Lab	1,104	28.9	- 14.4
R. Coppock	Lab	1,063	27.8	- 15.3
J. Sellers	Lab	1,054	27.6	- 15.3
J. Murphy	Lab	1,028	26.9	- 15.2
J. Murphy	Lab	1,020	26.7	- 14.9
H. Scaping	Lab	1,012	26.5	- 13.8
14.8% swing Lab to MR	Maj	1,712	44.7 ●	
		1,709	44.6 ●	
		1,666	43.5 ●	
		1,663	43.4 ●	
		1,654	43.2 ●	
		1,641	42.9 ●	

Clapham South

1931 electorate %turnout		16,537	30.2	+ 2.3
William Bonney	**MR**	**4,070**	**84.2**	**+11.3**
***Tom Cox**	**MR**	**4,062**	**84.0**	**+12.1**
***P. Foley**	**MR**	**4,006**	**82.8**	**+11.5**
***R. Edwards**	**MR**	**3,986**	**82.4**	**+11.5**
***F. Sugden**	**MR**	**3,962**	**81.9**	**+12.2**
***A. Shaw**	**MR**	**3,916**	**81.0**	**+12.0**
W. Woodruff	Lab	918	19.0	- 10.8
W. Cutler	Lab	864	17.9	- 11.5
K. Atkins	Lab	864	17.9	- 11.6
M. Kempton	Lab	800	16.5	- 12.5
H. Munn	Lab	797	16.5	- 12.5
B. Taylor	Lab	774	16.0	- 11.9
11.7% swing Lab to MR	Maj	3,152	65.2 ●	
		3,144	65.0 ●	
		3,088	63.8 ●	
		3,068	63.4 ●	
		3,044	62.9 ●	
		2,998	62.0 ●	

Fairfield

1931 electorate %turnout		10,964	30.2	- 4.8
G. Haslett	**MR**	**2,422**	**76.7**	**+21.3**
***G. Halfacre**	**MR**	**2,394**	**75.8**	**+20.8**
***M. Riches**	**MR**	**2,379**	**75.3**	**+21.5**
T. Plumridge	**MR**	**2,369**	**75.0**	**+22.6**
***E. Martin**	**MR**	**2,281**	**72.2**	**+20.4**
G. Betts	Lab	816	25.8	- 23.4
W. Hodgson	Lab	809	25.6	- 22.8
A. Dunn	Lab	792	25.1	- 20.6
F. Stephens	Lab	779	24.7	- 20.5
T. Thurlow	Lab	754	23.9	- 19.2
21.3% swing Lab to MR	Maj	1,606	50.9 ●	
		1,578	50.0 ●	
		1,563	49.5 ●	
		1,553	49.2 ●	
		1,465	46.4 ●	

Putney

1931 electorate %turnout		16,538	32.8	+ 3.9
***Arthur Bellamy**	**MR**	**4,817**	**91.1**	**+12.2**
***W. Adkins**	**MR**	**4,816**	**91.1**	**+12.2**
D. Greville	**MR**	**4,742**	**89.7**	**+11.3**
H. Scott	**MR**	**4,721**	**89.3**	**+11.4**
William Heath	**MR**	**4,709**	**89.0**	**+11.6**
R. Vivian	**MR**	**4,689**	**88.7**	**+12.5**
***George Morris**	**MR**	**4,663**	**88.2**	**+12.3**
H. Collins	**MR**	**4,562**	**86.3**	**+11.1**
P. Coates	Lab	665	12.6	- 11.6
F. Harris	Lab	614	11.6	- 11.9
A. Hillier	Lab	590	11.2	- 11.2
A. Howard	Lab	545	10.3	- 12.0
W. White	Lab	541	10.2	- 11.9
G. Rudall	Lab	534	10.1	- 11.8
H. Irons	Lab	531	10.0	- 11.3
11.8% swing Lab to MR	Maj	4,152	78.5 ●	
		4,151	78.5 ●	
		4,077	77.1 ●	
		4,056	76.7 ●	
		4,044	76.4 ●	
		4,024	76.1 ●	
		3,998	75.6 ●	
		3,897	73.7 ●	

Springfield

1931 electorate %turnout		18,116	32.6	+ 0.4
***C. Brown**	**MR**	**4,334**	**75.4**	**+17.8**
H. Witherby	**MR**	**4,282**	**74.4**	**+16.9**
***A. Webb**	**MR**	**4,240**	**73.7**	**+17.8**
Evan Rees	**MR**	**4,226**	**73.5**	**+17.7**
P. Symondson	**MR**	**4,193**	**72.9**	**+17.1**
***H. Jones**	**MR**	**4,182**	**72.7**	**+19.0**
A. Sanderson	Lab	1,354	23.5	- 21.9
E. Fry	Lab	1,321	23.0	- 21.4
A. Smith	Lab	1,272	22.1	- 21.7
A. Adams	Lab	1,262	21.9	- 21.8
S. Barton	Lab	1,246	21.7	- 21.7
H. Matthews	Lab	1,235	21.5	- 21.6
J. Holmes	Ind	321	5.6	
C. Bradford	Ind	249	4.3	
C. Naylor	Ind	196	3.4	
C. Lodge	Ind	185	3.2	
G. Pitman	Ind	185	3.2	
19.7% swing Lab to MR	Maj	2,980	51.9 ●	
		2,928	50.9 ●	
		2,886	50.2 ●	
		2,872	50.0 ●	
		2,839	49.4 ●	
		2,828	49.2 ●	

Southfield

1931 electorate %turnout		18,706	26.4	- 1.1
***F. Ayshford**	**MR**	**4,298**	**88.9**	**+14.1**
***W. Castle**	**MR**	**4,272**	**88.4**	**+14.4**
***H. Aram**	**MR**	**4,234**	**87.6**	**+14.8**
***John Keall**	**MR**	**4,204**	**87.0**	**+14.3**
***T. Harding**	**MR**	**4,199**	**86.9**	**+14.2**
R. Tilley	**MR**	**4,146**	**85.8**	**+13.9**
S. Beverley	Lab	647	13.4	- 15.1
J. Donovan	Lab	600	12.4	- 15.1
R. Palmer	Lab	593	12.3	- 14.9
E. Reeves	Lab	588	12.2	- 15.0
14.3% swing Lab to MR	Maj	3,651	75.5 ●	
		3,625	75.0 ●	
		3,587	74.2 ●	
		3,557	73.6 ●	
		3,552	73.5 ●	
		3,499	72.4 ●	

Streatham

1931 electorate %turnout		36,375	29.3	+ 4.1
***J. Curtis**	**MR**	**9,771**	**90.9**	**+ 9.1**
***J. Kirkland**	**MR**	**9,648**	**89.8**	**+ 9.0**
***Stephen Sanders**	**MR**	**9,621**	**89.6**	**+10.4**
C. Sansbury	**MR**	**9,587**	**89.2**	**+10.2**
***G. Hill**	**MR**	**9,582**	**89.2**	**+11.0**
C. Quilter	**MR**	**9,564**	**89.0**	**+11.8**
***R. Grist**	**MR**	**9,496**	**88.4**	**+10.5**
F. Hills	**MR**	**9,460**	**88.1**	**+10.3**
Albert Carr	**MR**	**9,362**	**87.1**	**+ 9.6**
R. Beresford	Lab	794	7.4	- 7.2
F. Barker	Lab	791	7.4	- 6.9
E. Blenman	Lab	769	7.2	- 7.1
R. Aylott	Lab	766	7.1	- 6.8
S. Gilbey	Lab	759	7.1	- 6.3
P. Eddy	Lab	752	7.0	- 6.0
A. Blackmore	Lab	731	6.8	- 6.2
A. Horgan	Lab	660	6.1	- 6.2
T. Ward	Lab	620	5.8	- 6.7
G. Hewitt	Ind	440	4.1	
8.35% swing Lab to MR	Maj	8,977	83.5 ●	
		8,854	82.4 ●	
		8,827	82.2 ●	
		8,793	81.8 ●	
		8,788	81.8 ●	
		8,770	81.6 ●	
		8,702	81.0 ●	
		8,666	80.7 ●	
		8,568	79.7 ●	

Tooting

1931 electorate %turnout		17,361	30.1	- 1.7
J. Dewar-Robertson	**MR**	**3,591**	**69.4**	**+ 9.6**
J. Powell	**MR**	**3,547**	**68.5**	**+10.1**
***H. Clear**	**MR**	**3,499**	**67.6**	**+10.5**
H. Shere	**MR**	**3,387**	**65.4**	**+12.2**
William Willison	**MR**	**3,289**	**63.5**	**+10.3**
J. Gregory	Lab	1,318	25.5	- 21.5
A. Wilson	Lab	1,315	25.4	- 19.5
L. Watson	Lab	1,267	24.5	- 19.5
Frederick Jordan	Lab	1,264	24.4	- 19.6
W. Labram	Lab	1,175	22.7	- 17.7
T. Condon	Ind	447	8.6	
14.85% swing Lab to MR	Maj	2,273	43.9 ●	
		2,229	43.0 ●	
		2,181	42.1 ●	
		2,069	39.9 ●	
		1,971	38.0 ●	

Summary of election results

Battersea	Year	Elec	%Poll	MR	Lab	Comm	Ind	UWM
Bolingbroke	1931	10,067	40.3	76.4	23.6			
	1928	9,115	35.7	66.8	33.2			
Broomwood	1931	11,206	45.8	84.6	15.4			
	1928	10,129	38.6	76.5	23.5			
Church	1931	7,919	33.5	48.3	46.7	5.0		
	1928	7,557	33.3	39.2	60.8			
Latchmere	1931	8,896	42.2	46.1	41.9		12.0	
	1928	8,393	43.7	42.7	57.3			
Nine Elms	1931	11,793	27.1	40.9	59.1			
	1928	11,170	32.3	31.4	68.6			
Park	1931	8,007	36.8	61.1	38.9			
	1928	7,583	38.9	54.8	45.2			
St John	1931	3,854	36.3	70.7	29.3			
	1928	3,526	35.7	60.3	39.7			
Shaftesbury	1931	7,122	44.5	42.8	57.2			
	1928	6,781	45.8	38.2	61.8			
Winstanley	1931	8,636	29.0	30.7	57.7			11.6
	1928	8,116	25.0	26.3	73.7			

Wandsworth	Date	Elec	%Poll	MR	Lab	Ind	Ind L
Balham	1931	28,491	31.0	85.1	14.9		
	1928	26,619	23.7	72.6	27.4		
Clapham North	1931	15,146	26.4	72.6	27.4		
	1928	13,887	26.4	57.8	42.2		
Clapham South	1931	16,537	30.2	82.7	17.3		
	1928	15,298	27.9	71.0	29.0		
Fairfield	1931	10,964	30.2	75.0	25.0		
	1928	10,225	35.0	53.7	46.3		
Putney	1931	16,538	32.8	89.2	10.8		
	1928	15,748	28.9	77.4	22.6		
Southfield	1931	18,706	26.4	87.4	12.6		
	1928	17,356	27.5	73.1	26.9		
Springfield	1931	18,116	32.6	73.7	22.3	3.9	
	1928	17,289	32.2	56.0	44.0		
Streatham	1931	36,375	29.3	89.0	6.9	4.1	
	1928	32,963	25.2	78.9	13.5		7.6
Tooting	1931	17,361	30.1	66.8	24.5	8.6	
	1928	16,900	28.4	56.3	43.7		

Councillors' majorities 1931

Battersea

1.	● C. Barrington	Church	15	0.6
2.	● A. Mossman	Church	33	1.3
3.	● C. Wain	Church	39	1.6
4.	● H. Bangay	Church	40	1.6
5.	● J. Eaton	Latchmere	75	1.9
6.	● E. Butcher	Latchmere	96	2.4
7.	● S. Sanderson	Church	63	2.5
8.	● D. Jenkins	Church	78	3.0
9.	● G. Eaton	Latchmere	125	3.2
10.	● H. Carpenter	Latchmere	133	3.4
11.	● F. Douglas	Latchmere	152	3.9
12.	● H. Dodwell	Latchmere	199	5.6
13.	● W. Salvidge	Shaftesbury	317	10.3
14.	● F. Young	Shaftesbury	376	12.2
15.	● Hubert Harling	Shaftesbury	377	12.3
16.	● G. Fineran	Shaftesbury	381	12.4
17.	● W. Croucher	Shaftesbury	417	13.6
18.	● A. Winfield	Shaftesbury	419	13.6
19.	● M. Hendrick	Nine Elms	428	14.1
20.	● A. Gorringe	Nine Elms	457	15.0
21.	● W. McIver	Nine Elms	479	15.8
22.	● W. Heath	Nine Elms	484	15.9
23.	● J. Hendrick	Nine Elms	500	16.5
24.	● R. Moore	Nine Elms	523	17.2
25.	● E. Daly	Nine Elms	570	18.8
26.	● S. Booth	Nine Elms	572	18.8
27.	● C. Godden	Park	546	19.1
28.	● G. Osborne	Park	559	19.6
29.	● A. Godfrey	Park	575	20.1
30.	● John Archer	Nine Elms	610	20.1
31.	● F. Fryer	Park	577	20.2
32.	● J. Campbell	Park	599	21.0
33.	● H. Miles	Winstanley	538	21.2
34.	● A. Clarke	Park	613	21.5
35.	● M. Robinson	Winstanley	563	22.3
36.	● Ruxton Kiloh	Winstanley	574	23.7
37.	● J. Edwards	Winstanley	632	26.1
38.	● A. Bailey	Winstanley	636	26.3
39.	● J. Biss	Winstanley	663	27.4
40.	● Fred Mills	St John	492	36.7
41.	● E. Sullivan	St John	518	38.7
42.	● G. Rangecroft	St John	524	39.1
43.	● C. Warner	Bolingbroke	1,971	50.4
44.	● H. Walden	Bolingbroke	2,004	51.3
45.	● G. Weadriff	Bolingbroke	2,013	51.5
46.	● E. Strange	Bolingbroke	2,059	52.7
47.	● J. Morgan	Bolingbroke	2,101	53.8
48.	● S. Clapham	Bolingbroke	2,106	53.9
49.	● H. White	Broomwood	3,229	64.3
50.	● G. Eaton	Broomwood	3,288	65.5
51.	● F. Dunmore	Broomwood	3,352	66.8
52.	● K. Baker	Broomwood	3,371	67.2
53.	● C. Cooper	Broomwood	3,382	67.4
54.	● F. Abbott	Broomwood	3,433	68.4

Wandsworth

1.	● William Willison	Tooting	1,971	38.0
2.	● H. Sheare	Tooting	2,069	39.9
3.	● H. Clear	Tooting	2,181	42.1
4.	● G. Beare	Clapham North	1,641	42.9
5.	● J. Powell	Tooting	2,229	43.0
6.	● F. Northeast	Clapham North	1,654	43.2
7.	● R. Ridley	Clapham North	1,663	43.4
8.	● W. Greener	Clapham North	1,666	43.5
9.	● J. Dewar-Robertson	Tooting	2,273	43.9
10.	● H. Clarke	Clapham North	1,709	44.6
11.	● A. Norman	Clapham North	1,712	44.7
12.	● E. Martin	Fairfield	1,465	46.4
13.	● T. Plumridge	Fairfield	1,553	49.2
14.	● H. Jones	Springfield	2,828	49.2
15.	● P. Symondson	Springfield	2,839	49.4
16.	● M. Riches	Fairfield	1,563	49.5
17.	● G. Halfacre	Fairfield	1,578	50.0
18.	● Evan Rees	Springfield	2,872	50.0
19.	● A. Webb	Springfield	2,886	50.2
20.	● G. Haslett	Fairfield	1,606	50.9
21.	● H. Witherby	Springfield	2,928	50.9
22.	● C. Brown	Springfield	2,980	51.9
23.	● A. Shaw	Clapham South	2,998	62.0
24.	● F. Sugden	Clapham South	3,044	62.9
25.	● R. Edwards	Clapham South	3,068	63.4
26.	● P. Foley	Clapham South	3,088	63.8
27.	● T. Cox	Clapham South	3,144	65.0
28.	● W. Bonney	Clapham South	3,152	65.2
29.	● W.Kidman	Balham	5,590	65.5
30.	● W.Higgins	Balham	5,609	65.8
31.	● E. Lane	Balham	5,668	66.4
32.	● H. Parsons	Balham	5,683	66.6
33.	● G. Hoare	Balham	5,686	66.7
34.	● Edwin Brookes	Balham	5,939	70.6
35.	● W. Chapman	Balham	6,031	70.7
36.	● T. Ball	Balham	6,065	71.1
37.	● A. Allen	Balham	6,088	71.4
38.	● R. Tilley	Southfield	3,499	72.4
39.	● T. Harding	Southfield	3,552	73.5
40.	● John Keall	Southfield	3,557	73.6
41.	● H. Collins	Putney	3,897	73.7
42.	● H. Aram	Southfield	3,587	74.2
43.	● W. Castle	Southfield	3,625	75.0
44.	● F. Ayshford	Southfield	3,651	75.5
45.	● George Morris	Putney	3,998	75.6
46.	● R. Vivian	Putney	4,024	76.1
47.	● William Heath	Putney	4,044	76.4
48.	● H. Scott	Putney	4,056	76.7
49.	● D. Greville	Putney	4,077	77.1
50.	● W. Adkins	Putney	4,151	78.5
51.	● Arthur Bellamy	Putney	4,152	78.5
52.	● Albert Carr	Streatham	8,568	79.7
53.	● F. Hills	Streatham	8,666	80.7
54.	● R. Grist	Streatham	8,702	81.0
55.	● C. Quilter	Streatham	8,770	81.6
56.	● G. Hill	Streatham	8,788	81.8
57.	● C. Sansbury	Streatham	8,793	81.8
58.	● Stephen Sanders	Streatham	8,827	82.2
59.	● J. Kirkland	Streatham	8,854	82.4
60.	● J. Curtis	Streatham	8,977	83.5

1934

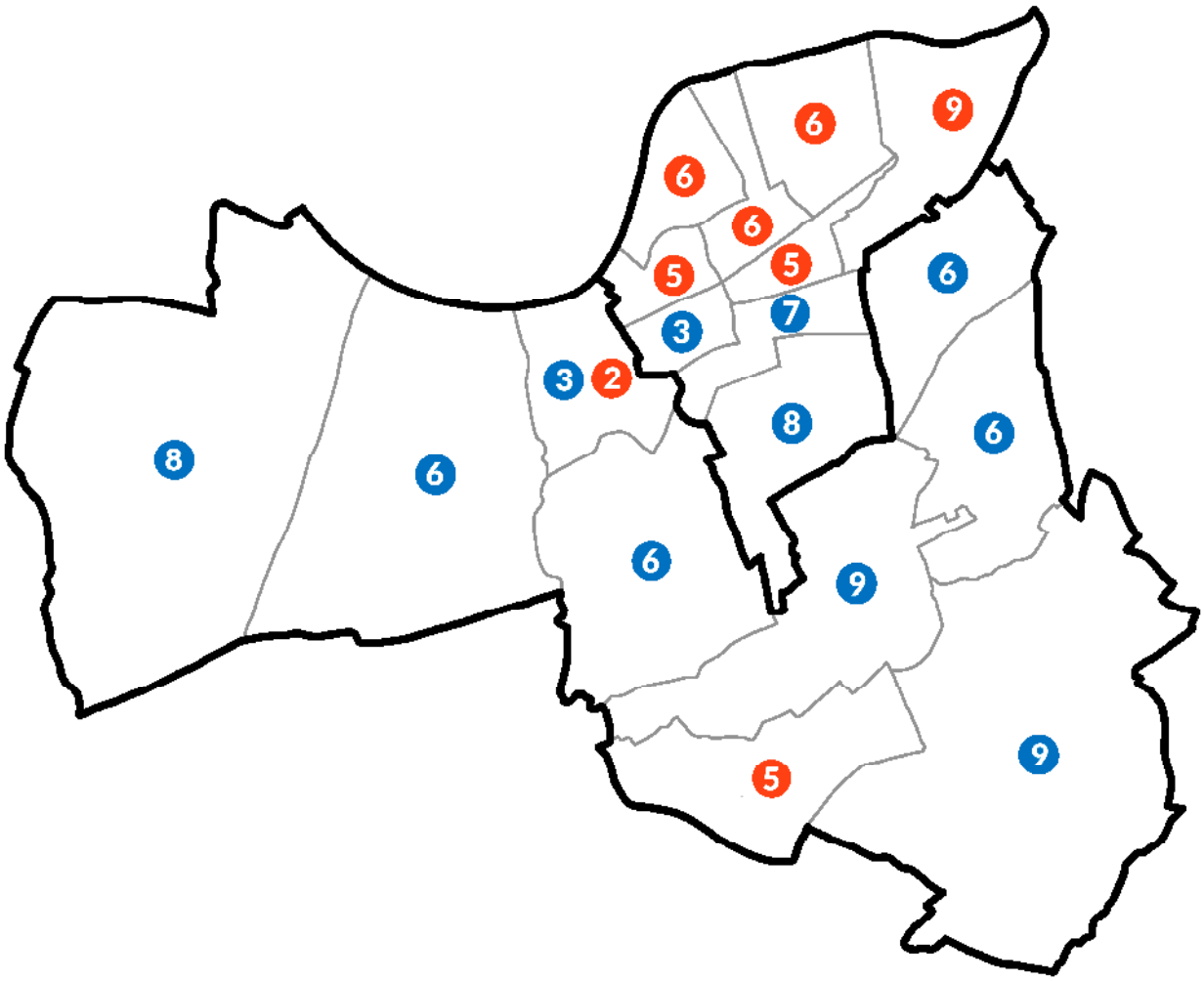

Battersea

Labour	37
Municipal Reform	18

Wandsworth

Municipal Reform	53
Labour	7

Bolingbroke ward gains one seat

1934 electorate %turnout		9,840	38.2	- 2.1
H. Barber	**MR**	**2,240**	**62.1**	**- 16.0**
H. Davis	**MR**	**2,236**	**62.0**	**- 16.0**
R. Blundell	**MR**	**2,224**	**61.7**	**- 15.2**
***E. Strange**	**MR**	**2,210**	**61.3**	**- 14.4**
A. Higgins	**MR**	**2,208**	**61.3**	**- 14.2**
H. Vincent	**MR**	**2,182**	**60.5**	**- 14.1**
***G. Weadriff**	**MR**	**2,151**	**59.7**	
S. Coles	Lab	1,438	39.9	+15.7
H. Bowler	Lab	1,423	39.5	+15.4
J. Massey	Lab	1,408	39.1	+15.3
J. Tonge	Lab	1,384	38.4	+14.7
J. Dye	Lab	1,381	38.3	+15.6
C. Lang	Lab	1,378	38.2	+15.6
*F. Young	Lab	1,368	38.0	
15.2% swing MR to Lab	Maj	802	19.1	
		798	19.0	
		786	18.7	
		772	18.4	
		770	18.3	
		744	17.7	
		713	17.0	

Broomwood ward gains two seats

1934 electorate %turnout		11,252	43.8	- 2.0
***F. Abbott**	**MR**	**3,578**	**75.8**	**- 10.6**
F. Lamb	**MR**	**3,559**	**75.4**	**- 10.0**
W. Bevis	**MR**	**3,547**	**75.2**	**- 10.0**
***K. Baker**	**MR**	**3,539**	**75.0**	**- 10.2**
***J. Morgan**	**MR**	**3,529**	**74.8**	**- 8.7**
F. Steed	**MR**	**3,455**	**73.2**	**- 9.1**
Harbans Gulati	**MR**	**3,427**	**72.6**	
N. Parker	**MR**	**3,416**	**72.4**	
F. Gilbert	Lab	1,303	27.6	+ 9.6
G. Dye	Lab	1,271	26.9	+10.1
M. Wilson	Lab	1,195	25.3	+10.6
H. Parsons	Lab	1,193	25.3	+10.7
A. Sweetman	Lab	1,192	25.3	+11.1
G. Pidgeon	Lab	1,191	25.2	+11.0
G. Rushworth	Lab	1,178	25.0	
H. Winchester	Lab	1,166	24.7	
10.3% swing MR to Lab	Maj	2,275	48.2	
		2,256	47.8	
		2,244	47.6	
		2,236	47.4	
		2,226	47.2	
		2,152	45.6	
		2,124	45.0	
		2,113	44.8	

Church

GAIN 5

1934 electorate %turnout		8,090	38.4	+ 4.9
J. Cook	**Lab**	**2,154**	**72.6**	**+24.5**
Ellen Coles	**Lab**	**2,148**	**72.4**	**+25.6**
***C. Barrington**	**Lab**	**2,124**	**71.6**	**+25.0**
T. Hines	**Lab**	**2,105**	**71.0**	**+24.5**
George Meecham	**Lab**	**2,076**	**70.0**	**+23.5**
C. King	**Lab**	**2,071**	**69.8**	**+23.7**
*D. Jenkins	MR	895	30.2	- 19.6
H. Domone	MR	881	29.7	- 19.6
P. Harmer	MR	872	29.4	- 19.0
A. Lane	MR	849	28.6	- 19.5
*S. Sanderson	MR	840	28.3	- 19.1
A. Rimmer	MR	779	26.3	- 20.2
22.0% swing MR to Lab	Maj	1,259	42.4	
		1,253	42.2	
		1,229	41.4	
		1,210	40.8	
		1,181	39.8	
		1,176	39.6	

Latchmere

GAIN 5

1934 electorate %turnout		8,678	46.1	+ 3.9
Douglas A.G. Prichard	**Lab**	**2,520**	**66.0**	**+20.0**
***F. Douglas**	**Lab**	**2,478**	**64.9**	**+21.3**
Norman G.M. Prichard	**Lab**	**2,474**	**64.8**	**+22.3**
Sidney Fussey	**Lab**	**2,458**	**64.4**	**+23.6**
Frederick Humphrey	**Lab**	**2,404**	**63.0**	**+23.1**
A. Inman	**Lab**	**2,374**	**62.2**	**+23.3**
*H. Carpenter	MR	1,405	36.8	- 12.4
R. Richards	MR	1,370	35.9	- 11.1
D. Andrew	MR	1,366	35.8	- 11.0
*J. Eaton	MR	1,363	35.7	- 10.3
*E. Butcher	MR	1,358	35.6	- 9.9
E. Damer	MR	1,336	35.0	- 7.1
16.3% swing MR to Lab	Maj	1,115	29.2	
		1,073	28.1	
		1,069	28.0	
		1,053	27.6	
		999	27.2	
		969	25.4	

Nine Elms

1934 electorate %turnout		11,338	32.4	+ 5.3
***S. Booth**	**Lab**	**2,782**	**80.8**	**+18.5**
Alfred Prichard	**Lab**	**2,747**	**79.8**	**+18.8**
J. MacDonnell	**Lab**	**2,735**	**79.4**	**+18.4**
A. Burton	**Lab**	**2,715**	**78.8**	**+19.4**
J. Lane	**Lab**	**2,713**	**78.8**	**+20.1**
***W. McIver**	**Lab**	**2,700**	**78.4**	**+20.3**
***R. Moore**	**Lab**	**2,697**	**78.3**	**+20.3**
C. Powell	**Lab**	**2,686**	**78.0**	**+20.8**
H. Miles	**Lab**	**2,664**	**77.4**	**+21.1**
F. Allen	MR	756	22.0	- 20.2
W. Hardy	MR	748	21.7	- 20.2
E. Cairns	MR	742	21.5	- 20.4
G. Wheeler	MR	736	21.4	- 20.4
E. O'Sullivan	MR	729	21.2	- 20.3
M. Chapman	MR	728	21.1	- 19.8
F. Dove	MR	718	20.8	- 19.0
M. Jenkins	MR	715	20.8	- 18.3
R. Heritage	MR	685	19.9	- 18.9
19.8% swing MR to Lab	Maj	2,026	58.8 ●	
		1,991	57.8 ●	
		1,979	57.4 ●	
		1,959	56.8 ●	
		1,957	56.8 ●	
		1,944	56.4 ●	
		1,941	56.3 ●	
		1,930	56.0 ●	
		1,908	55.4 ●	

GAIN 6

Park

1934 electorate %turnout		7,584	42.8	+ 6.0
J. Lane	**Lab**	**1,859**	**61.0**	**+20.2**
H. Mills	**Lab**	**1,806**	**59.3**	**+19.4**
F. Mullings	**Lab**	**1,775**	**58.3**	**+18.9**
A. Townsend	**Lab**	**1,762**	**57.8**	**+19.6**
I. Thomas	**Lab**	**1,752**	**57.5**	**+19.7**
William G. Wye	**Lab**	**1,706**	**56.0**	**+18.4**
*G. Osborne	MR	1,298	42.6	- 19.7
J. Cox	MR	1,288	42.3	- 19.5
*S. Campbell	MR	1,280	42.0	- 19.0
R. Gradwell-Walker	MR	1,256	41.2	- 19.7
M. Bull	MR	1,255	41.2	- 19.2
*F. Fryer	MR	1,240	40.7	- 19.2
19.5% swing MR to Lab	Maj	561	18.4 ●	
		508	16.7 ●	
		477	15.7 ●	
		464	15.2 ●	
		454	14.9 ●	
		408	13.4 ●	

St John

1934 electorate %turnout		3,836	41.9	+ 5.6
***G. Rangecroft**	**MR**	**823**	**53.3**	**- 18.3**
***E. Sullivan**	**MR**	**821**	**53.1**	**- 18.1**
***F. Mills**	**MR**	**807**	**52.2**	**- 17.0**
*H. Harling	Lab	728	47.1	+14.6
G. Wheeler	Lab	728	47.1	+19.3
C. Young	Lab	728	47.1	+19.4
	Maj	95	6.2 ●	
		93	6.0 ●	
		79	5.1 ●	

GAIN 5

Shaftesbury ward loses one seat

1934 electorate %turnout		6,940	45.1	+ 0.6
***W. Croucher**	**Lab**	**2,096**	**70.1**	**+11.7**
Elizabeth Cooper	**Lab**	**2,082**	**69.7**	**+11.3**
***G. Fineran**	**Lab**	**2,067**	**69.2**	**+12.0**
Ernest Perry	**Lab**	**2,023**	**67.7**	**+10.6**
***W. Salvidge**	**Lab**	**1,996**	**66.8**	**+ 9.2**
F. Baylais	MR	966	32.3	- 12.5
H. Robinson	MR	948	31.7	- 11.3
C. Godden	MR	938	31.4	- 11.3
W. Thompson	MR	919	30.8	- 11.6
E. Hunt	MR	906	30.3	- 12.1
11.5% swing MR to Lab	Maj	1,130	37.8 ●	
		1,116	37.4 ●	
		1,101	36.9 ●	
		1,057	35.4 ●	
		1,000	34.5 ●	

Winstanley ward loses one seat

1934 electorate %turnout		8,180	35.8	+ 6.8
***J. Edwards**	**Lab**	**2,330**	**84.9**	**+24.6**
***A. Bailey**	**Lab**	**2,304**	**83.9**	**+24.7**
***Ruxton Kiloh**	**Lab**	**2,302**	**83.8**	**+24.8**
***M. Robinson**	**Lab**	**2,300**	**83.8**	**+27.2**
H. Lewin	**Lab**	**2,261**	**82.3**	**+26.1**
W. Dowsett	MR	478	17.4	- 15.5
H. Ashby	MR	457	16.6	- 15.3
F. Baylais	MR	456	16.6	- 13.3
H. Barber	MR	427	15.5	- 14.4
F. Banwell	MR	415	15.1	- 14.6
20.3% swing MR to Lab	Maj	1,852	67.5 ●	
		1,826	66.5 ●	
		1,824	66.4 ●	
		1,822	66.4 ●	
		1,783	64.9 ●	

Balham

1934 electorate %turnout		27,944	35.5	+ 4.5
***T. Ball**	**MR**	**6,471**	**69.1**	**- 19.2**
Edwin Brookes	**MR**	**6,282**	**67.1**	**- 20.9**
H. Hayden	**MR**	**6,270**	**67.0**	**- 20.6**
C. Cutting	**MR**	**6,244**	**66.7**	**- 19.8**
F. Nutting	**MR**	**6,229**	**66.6**	**- 17.0**
***H. Parsons**	**MR**	**6,135**	**65.6**	**- 17.9**
***W. Chapman**	**MR**	**6,049**	**64.6**	**- 18.7**
H. Morgan	**MR**	**6,033**	**64.5**	**- 18.2**
***W. Higgins**	**MR**	**6,019**	**64.3**	**- 18.1**
F. Chapman	Lab	3,833	41.0	+24.1
I. Brook	Lab	3,474	37.1	+21.8
J. Docherty	Lab	3,115	33.3	+18.0
W. Cutler	Lab	3,113	33.3	+18.2
B. Field	Lab	3,014	32.2	+17.5
A. King	Lab	3,004	32.1	+17.5
F. Maddocks	Lab	2,992	32.0	+19.3
H. Williams	Lab	2,975	31.8	
J. Pyne	Lab	2,963	31.7	
18.9% swing MR to Lab	Maj	2,638	28.1 ●	
		2,449	26.1 ●	
		2,437	26.0 ●	
		2,411	25.7 ●	
		2,396	25.6 ●	
		2,302	24.6 ●	
		2,216	23.6 ●	
		2,200	23.5 ●	
		2,186	23.3 ●	

Clapham North

1934 electorate %turnout		14,694	27.2	+ 0.8
***H. Clarke**	**MR**	**2,114**	**55.0**	**- 18.6**
***W. Greener**	**MR**	**2,070**	**53.9**	**- 19.6**
H. Morgan	**MR**	**2,050**	**53.4**	**- 19.0**
***G. Beare**	**MR**	**2,039**	**53.1**	**- 19.2**
J. Pickering	**MR**	**2,018**	**52.5**	**- 19.6**
***F. Northeast**	**MR**	**2,003**	**52.1**	**- 19.7**
L. Banks	Lab	1,951	50.8	+21.9
J. Battley	Lab	1,874	48.8	+21.0
M. Kempton	Lab	1,764	45.9	+18.3
J. Sellers	Lab	1,762	45.9	+19.0
H. Wratten	Lab	1,709	44.5	+17.8
H. Munn	Lab	1,698	44.2	+17.7
19.3% swing MR to Lab	Maj	163	4.2 ●	
		119	3.1 ●	
		99	2.6 ●	
		88	2.3 ●	
		67	1.7 ●	
		52	1.3 ●	

Clapham South

1934 electorate %turnout		16,826	29.0	- 1.2
***William Bonney**	**MR**	**3,310**	**70.7**	**- 12.5**
***Tom Cox**	**MR**	**3,260**	**69.7**	**- 14.3**
***F. Sugden**	**MR**	**3,244**	**69.3**	**- 13.5**
***P. Foley**	**MR**	**3,241**	**69.3**	**- 13.1**
***R. Edwards**	**MR**	**3,206**	**68.5**	**- 13.4**
***A. Shaw**	**MR**	**3,149**	**67.3**	**- 13.7**
A. Bailey	Lab	1,508	32.2	+13.2
F. Ahrens	Lab	1,491	31.9	+14.0
M. Bryans	Lab	1,450	31.0	+13.1
D. Lumby	Lab	1,437	30.7	+14.2
J. Quinton	Lab	1,430	30.6	+14.1
K. Washington	Lab	1,353	28.9	+12.9
13.6% swing MR to Lab	Maj	1,802	38.5 ●	
		1,752	37.5 ●	
		1,736	37.1 ●	
		1,733	37.1 ●	
		1,698	36.3 ●	
		1,641	35.1 ●	

GAIN 2

Fairfield

1934 electorate %turnout		10,553	35.6	+ 5.4
H. Alexander	**Lab**	**1,893**	**53.9**	**+28.1**
G. Betts	**Lab**	**1,797**	**51.2**	**+25.6**
***G. Halfacree**	**MR**	**1,781**	**50.7**	**- 26.0**
***T. Plumridge**	**MR**	**1,777**	**50.6**	**- 25.2**
***G. Haslett**	**MR**	**1,772**	**50.5**	**- 24.8**
E. Berridge	MR	1,730	49.3	- 25.7
J. Gregory	Lab	1,723	49.1	+24.0
C. Shepherd	Lab	1,721	49.0	+24.3
B. Hedger	Lab	1,685	48.0	+24.1
W. Sherman	MR	1,669	47.6	- 24.6
25.4% swing MR to Lab	Maj	163	4.6 ●	
		67	1.9 ●	
		58	1.4 ●	
		54	1.3 ●	
		49	1.2 ●	

Putney

1934 electorate %turnout		16,296	34.0	+ 1.2
***Arthur Bellamy**	**MR**	**4,270**	**80.8**	**- 10.3**
Arthur Mathias	**MR**	**4,148**	**78.5**	**- 12.6**
***D. Greville**	**MR**	**4,093**	**77.5**	**- 12.2**
***William Heath**	**MR**	**4,093**	**77.5**	**- 11.8**
W. Smith	**MR**	**4,043**	**76.5**	**- 12.5**
***George Morris**	**MR**	**4,028**	**76.3**	**- 12.4**
W. Stenhouse-Lamb	**MR**	**4,019**	**76.1**	**- 12.1**
A. Kennedy	**MR**	**3,994**	**75.6**	**- 10.7**
B. Hillier	Lab	1,252	23.7	+11.1
F. Harris	Lab	1,251	23.7	+12.1
M. Berkeley	Lab	1,237	23.4	+12.2
A. Cornish	Lab	1,221	23.1	+12.8
P. Coates	Lab	1,220	23.1	+12.8
A. George	Lab	1,201	22.7	+12.5
P. Young	Lab	1,149	21.8	+11.7
F. White	Lab	1,041	19.7	+ 97
11.8% swing MR to Lab	Maj	3,018	56.1 ●	
		2,896	54.8 ●	
		2,841	53.8 ●	
		2,841	53.8 ●	
		2,791	52.8 ●	
		2,776	52.6 ●	
		2,767	52.4 ●	
		2,742	51.9 ●	

Southfield

1934 electorate %turnout		18,312	28.3	+ 1.9
***W. Castle**	**MR**	**3,595**	**71.4**	**- 17.5**
***F. Ayshford**	**MR**	**3,564**	**70.8**	**- 17.6**
***H. Aram**	**MR**	**3,556**	**70.7**	**- 16.9**
***T. Harding**	**MR**	**3,506**	**69.7**	**- 17.3**
***John Keall**	**MR**	**3,491**	**69.4**	**- 17.5**
G. Paton-Reid	**MR**	**3,456**	**68.7**	**- 17.1**
S. Church	Lab	1,622	32.2	+18.8
H. Friend	Lab	1,562	31.0	+18.6
A. Wilson	Lab	1,477	29.3	+17.0
E. Reeves	Lab	1,467	29.2	+17.0
Frederick Jordan	Lab	1,466	29.1	
L. Watson	Lab	1,433	28.5	
17.3% swing MR to Lab	Maj	1,973	39.2 ●	
		1,942	38.6 ●	
		1,934	38.5 ●	
		1,884	37.5 ●	
		1,869	37.2 ●	
		1,834	36.5 ●	

Springfield

1934 electorate %turnout		18,158	35.1	+ 2.5
***C. Brown**	**MR**	**3,491**	**57.1**	**- 18.3**
D. Norris	**MR**	**3,412**	**55.8**	**- 18.6**
***Evan Rees**	**MR**	**3,375**	**55.2**	**- 18.5**
***P. Symondson**	**MR**	**3,303**	**54.0**	**- 19.5**
***H. Witherby**	**MR**	**3,298**	**53.9**	**- 19.0**
***A. Webb**	**MR**	**3,282**	**53.6**	**- 19.1**
M. Clayton	Lab	2,824	46.2	+22.7
A. Dunn	Lab	2,819	46.1	+23.1
E. Fry	Lab	2,818	46.1	+24.0
T. Gorringe	Lab	2,726	44.6	+22.7
R. Pugh	Lab	2,698	44.1	+22.4
W. Rilstone	Lab	2,664	43.5	+22.0
20.8% swing MR to Lab	Maj	667	10.9 ●	
		588	9.6 ●	
		551	9.0 ●	
		478	7.8 ●	
		474	7.7 ●	
		458	7.4 ●	

Streatham

1934 electorate %turnout		36,692	29.4	+ 0.1
***Albert Carr**	**MR**	**8,811**	**84.7**	**- 6.2**
***J. Curtis**	**MR**	**8,790**	**84.5**	**- 5.3**
***G. Hill**	**MR**	**8,776**	**84.3**	**- 5.3**
W. Cooper	**MR**	**8,757**	**84.2**	**- 5.0**
***F. Hills**	**MR**	**8,677**	**83.4**	**- 5.8**
***R. Grist**	**MR**	**8,661**	**83.2**	**- 5.8**
***C. Quilter**	**MR**	**8,660**	**83.2**	**- 5.2**
***Stephen Sanders**	**MR**	**8,598**	**82.6**	**- 5.5**
G. Marriott	**MR**	**8,347**	**80.2**	**- 6.9**
R. Jones	Lab	1,845	17.7	+10.3
E. Clegg	Lab	1,769	17.0	+ 9.6
F. Ashley	Lab	1,750	16.8	+ 9.6
A. Richardson	Lab	1,746	16.8	+ 9.6
E. Blenman	Lab	1,744	16.8	+ 9.7
H. Muskett	Lab	1,736	16.7	+ 9.7
V. Ledger	Lab	1,703	16.4	+10.3
J. Melican	Lab	1,647	15.8	+10.0
J. Dilley	Lab	1,634	15.7	+11.6
7.75% swing MR to Lab	Maj	6,966	67.0 ●	
		6,945	66.8 ●	
		6,931	66.6 ●	
		6,912	66.5 ●	
		6,832	65.7 ●	
		6,816	65.5 ●	
		6,815	65.5 ●	
		6,753	64.9 ●	
		6,502	62.5 ●	

Tooting

GAIN 5

1934 electorate %turnout		16,672	35.3	+ 5.2
L. Watson	**Lab**	**2,874**	**52.0**	**+26.5**
Frederick Jordan	**Lab**	**2,847**	**51.5**	**+26.1**
W. Corbet	**Lab**	**2,845**	**51.5**	**+27.0**
Eleanor Goodrich	**Lab**	**2,841**	**51.4**	**+27.0**
A. Wilson	**Lab**	**2,790**	**50.5**	**+27.8**
*William Willison	MR	2,758	49.9	- 19.5
*D. Dewar-Robertson	MR	2,746	49.7	- 18.8
H. Clear	MR	2,725	49.3	- 18.3
J. Powell	MR	2,655	48.0	- 17.4
H. Shere	MR	2,558	46.3	- 17.2
22.55% swing MR to Lab	Maj	116	2.1 ●	
		89	1.6 ●	
		87	1.6 ●	
		83	1.5 ●	
		32	0.6 ●	

Summary of election results 1934

Battersea	Date	Elec	%Poll	MR	Lab	Comm	UWM	Ind
Bolingbroke	1934	9,840	38.2	61.2	38.8			
	1931	10,067	40.3	76.4	23.6			
Broomwood	1934	11,252	43.8	74.3	25.7			
	1931	11,206	45.8	84.6	15.4			
Church	1934	8,090	38.4	28.8	71.2			
	1931	7,919	33.5	48.3	46.7	5.0		
Latchmere	1934	8,678	46.1	35.8	64.2			
	1931	8,896	42.2	46.1	41.9			12.0
Nine Elms	1934	11,338	32.4	21.1	78.9			
	1931	11,793	27.1	40.9	59.1			
Park	1934	7,584	42.8	41.6	58.4			
	1931	8,007	36.8	61.1	38.9			
St John	1934	3,386	41.9	52.9	47.1			
	1931	3,854	36.3	70.7	29.3			
Shaftesbury	1934	6,940	45.1	31.3	68.7			
	1931	7,122	44.5	42.8	57.2			
Winstanley	1934	8,180	35.8	16.2	83.8			
	1931	8,636	29.0	30.7	57.7		11.6	

Wandsworth	Date	Elec	%Poll	MR	Lab	Ind L	Ind
Balham	1934	27,944	35.5	66.2	33.8		
	1931	28,491	31.0	85.1	14.9		
Clapham North	1934	14,694	27.2	53.3	46.7		
	1931	15,146	26.4	72.6	27.4		
Clapham South	1934	16,826	29.0	69.1	30.9		
	1931	16,537	30.2	82.7	17.3		
Fairfield	1934	10,553	35.6	49.6	50.4		
	1931	10,964	30.2	75.0	25.0		
Putney	1934	16,296	34.0	77.4	22.6		
	1931	16,538	32.8	89.2	10.8		
Southfield	1934	18,312	28.3	70.1	29.9		
	1931	18,706	26.4	87.4	12.6		
Springfield	1934	18,158	35.1	54.9	45.1		
	1931	18,116	32.6	73.7	22.3		3.9
Streatham	1934	36,692	29.4	83.3	16.7		
	1931	36,375	25.2	89.0	6.9		4.1
Tooting	1934	16,672	35.3	48.6	51.4		
	1931	17,361	30.1	66.8	24.5		8.6

Councillors' majorities 1934

Battersea

1.	● F. Mills	St John	79	5.1
2.	● E. Sullivan	St John	93	6.0
3.	● G. Rangecroft	St John	95	6.2
4.	● William Wye	Park	408	13.4
5.	● I. Thomas	Park	454	14.9
6.	● A. Townsend	Park	464	15.2
7.	● F. Mullings	Park	477	15.7
8.	● H. Mills	Park	508	16.7
9.	● G. Weadriff	Bolingbroke	713	17.0
10.	● H.Vincent	Bolingbroke	744	17.7
11.	● A. Higgins	Bolingbroke	770	18.3
12.	● J. Lane	Park	561	18.4
13.	● E. Strange	Bolingbroke	772	18.4
14.	● R. Blundell	Bolingbroke	786	18.7
15.	● H. Davis	Bolingbroke	798	19.0
16.	● H. Barber	Bolingbroke	802	19.1
17.	● A. Inman	Latchmere	969	25.4
18.	● Frederick Humphrey	Latchmere	999	27.2
19.	● Sidney Fussey	Latchmere	1,053	27.6
20.	● Norman Prichard	Latchmere	1,069	28.0
21.	● F. Douglas	Latchmere	1,073	28.1
22.	● Douglas Prichard	Latchmere	1,115	29.2
23.	● W.Salvidge	Shaftesbury	1,000	34.5
24.	● Ernest Perry	Shaftesbury	1,057	35.4
25.	● G. Fineran	Shaftesbury	1,101	36.9
26.	● Elizabeth Cooper	Shaftesbury	1,116	37.4
27.	● W. Croucher	Shaftesbury	1,130	37.8
28.	● C. King	Church	1,176	39.6
29.	● George Meecham	Church	1,181	39.8
30.	● T. Hines	Church	1,210	40.8
31.	● C. Barrington	Church	1,229	41.4
32.	● Ellen Coles	Church	1,253	42.2
33.	● J. Cook	Church	1,259	42.4
34.	● N. Parker	Broomwood	2,113	44.8
35.	● Harbans Gulati	Broomwood	2,124	45.0
36.	● F. Steed	Broomwood	2,152	45.6
37.	● J. Morgan	Broomwood	2,226	47.2
38.	● K. Baker	Broomwood	2,236	47.4
39.	● W. Bevis	Broomwood	2,244	47.6
40.	● F. Lamb	Broomwood	2,256	47.8
41.	● F. Abbott	Broomwood	2,275	48.2
42.	● H. Miles	Nine Elms	1,908	55.4
43.	● C. Powell	Nine Elms	1,930	56.0
44.	● R. Moore	Nine Elms	1,941	56.3
45.	● W. McIver	Nine Elms	1,944	56.4
46.	● J. Lane	Nine Elms	1,957	56.8
47.	● A. Burton	Nine Elms	1,959	56.8
48.	● J.MacDonnell	Nine Elms	1,979	57.4
49.	● Alfred Prichard	Nine Elms	1,991	57.8
50.	● S. Booth	Nine Elms	2,026	58.8
51.	● H. Lewin	Winstanley	1,783	64.9
52.	● M. Robinson	Winstanley	1,822	66.4
53.	● Ruxton Kiloh	Winstanley	1,824	66.4
54.	● A. Bailey	Winstanley	1,826	66.5
55.	● J. Edwards	Winstanley	1,852	67.5

Wandsworth

1.	● A. Wilson	Tooting	32	0.6
2.	● G. Haslett	Fairfield	49	1.2
3.	● F. Northeast	Clapham North	52	1.3
4.	● T. Plumridge	Fairfield	54	1.3
5.	● G. Halfacre	Fairfield	58	1.4
6.	● Eleanor Goodrich	Tooting	83	1.5
7.	● W. Corbet	Tooting	87	1.6
8.	● Frederick Jordan	Tooting	89	1.6
9.	● J. Pickering	Clapham North	67	1.7
10.	● G. Betts	Fairfield	67	1.9
11.	● L. Watson	Tooting	116	2.1
12.	● G. Beare	Clapham North	88	2.3
13.	● H. Morgan	Clapham North	99	2.6
14.	● W. Greener	Clapham North	119	3.1
15.	● H. Clarke	Clapham North	163	4.2
16.	● H. Alexander	Fairfield	163	4.6
17.	● C. Brown	Springfield	458	7.4
18.	● H. Witherby	Springfield	474	7.7
19.	● P. Symondson	Springfield	478	7.8
20.	● Evan Rees	Springfield	551	9.0
21.	● D. Norris	Springfield	588	9.6
22.	● C. Brown	Springfield	667	10.9
23.	● W. Higgins	Balham	2,186	23.3
24.	● H. Morgan	Balham	2,200	23.5
25.	● W. Chapman	Balham	2,216	23.6
26.	● H. Parsons	Balham	2,302	24.6
27.	● F. Nutting	Balham	2,396	25.6
28.	● C. Cutting	Balham	2,411	25.7
29.	● H. Hayden	Balham	2,437	26.0
30.	● Edwin Brookes	Balham	2,449	26.1
31.	● T. Ball	Balham	2,638	28.1
32.	● A. Shaw	Clapham South	1,641	35.1
33.	● R. Edwards	Clapham South	1,698	36.3
34.	● P. Foley	Clapham South	1,733	37.1
35.	● F. Sugden	Clapham South	1,736	37.1
36.	● T. Cox	Clapham South	1,752	37.5
37.	● William Bonney	Clapham South	1,802	38.5
38.	● G. Paton-Reid	Southfield	1,834	36.5
39.	● John Keall	Southfield	1,869	37.2
40.	● T. Harding	Southfield	1,884	37.5
41.	● H. Aram	Southfield	1,934	38.5
42.	● F. Ayshford	Southfield	1,942	38.6
43.	● W.Castle	Southfield	1,973	39.2
44.	● A. Kennedy	Putney	2,742	51.9
45.	● W. Stenhouse-Lamb	Putney	2,767	52.4
46.	● George Morris	Putney	2,776	52.6
47.	● W. Smith	Putney	2,791	52.8
48.	● William Heath	Putney	2,841	53.8
49.	● D. Greville	Putney	2,841	53.8
50.	● Arthur Mathias	Putney	2,896	54.8
51.	● Arthur Bellamy	Putney	3,018	56.1
52.	● G. Marriott	Streatham	6,502	62.5
53.	● Stephen Sanders	Streatham	6,753	64.9
54.	● C. Quilter	Streatham	6,815	65.5
55.	● R. Grist	Streatham	6,816	65.5
56.	● F. Hills	Streatham	6,832	65.7
57.	● W. Cooper	Streatham	6,912	66.5
58.	● G. Hill	Streatham	6,931	66.6
59.	● J. Curtis	Streatham	6,945	66.8
60.	● Albert Carr	Streatham	6,966	67.0

1937

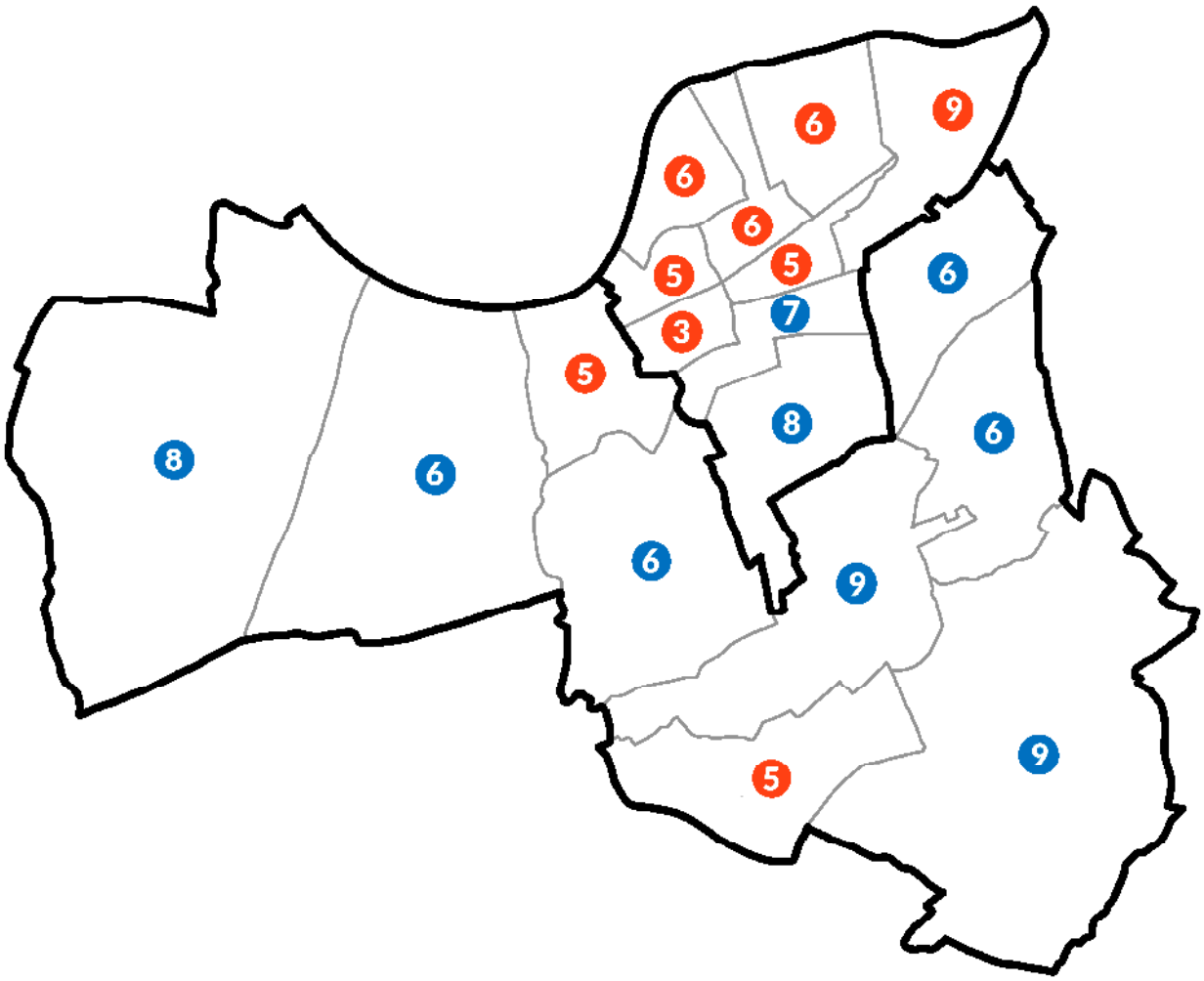

Battersea

Labour	40
Municipal Reform	15

Wandsworth

Municipal Reform	50
Labour	10

Bolingbroke

1937 electorate %turnout		10,111	35.7	- 2.5
***H. Barber**	**MR**	**2,045**	**59.6**	**- 2.5**
***A. Higgins**	**MR**	**2,045**	**59.6**	**- 2.4**
***R. Blundell**	**MR**	**2,034**	**59.3**	**- 2.4**
***H. Davis**	**MR**	**2,013**	**58.7**	**- 2.6**
S. Bramley	**MR**	**2,008**	**58.6**	**- 2.7**
***E. Strange**	**MR**	**1,986**	**57.9**	**- 2.6**
G. Lauriks	**MR**	**1,924**	**56.1**	**- 3.6**
J. Ganley	Lab	1,485	43.3	+ 3.4
G. Dye	Lab	1,463	42.7	+ 3.2
J. MacDonnell	Lab	1,433	41.8	+ 2.7
D. Rapoport	Lab	1,420	41.4	+ 3.0
J. Tonge	Lab	1,410	41.1	+ 2.8
H. Hughes	Lab	1,372	40.0	+ 1.8
A. Rignall	Lab	1,362	39.7	+ 1.7
2.7% swing MR to Lab	Maj	560	16.3 ●	
		560	16.3 ●	
		549	16.0 ●	
		528	15.4 ●	
		523	15.3 ●	
		501	14.6 ●	
		439	12.8 ●	

Broomwood

1937 electorate %turnout		11,542	40.4	- 3.4
***F. Abbott**	**MR**	**3,276**	**72.7**	**- 3.1**
***F. Lamb**	**MR**	**3,219**	**71.5**	**- 3.9**
***K. Baker**	**MR**	**3,217**	**71.4**	**- 3.8**
C. Cooper	**MR**	**3,215**	**71.4**	**- 3.6**
***J. Morgan**	**MR**	**3,197**	**71.0**	**- 3.8**
F. Glanvill	**MR**	**3,195**	**70.9**	**- 2.3**
***N. Parker**	**MR**	**3,138**	**69.7**	**- 2.9**
***Harbans Gulati**	**MR**	**3,117**	**69.2**	**- 3.2**
S. Coles	Lab	1,352	30.0	+ 2.4
E. Bowler	Lab	1,346	29.9	+ 3.0
G. Binks	Lab	1,344	29.8	+ 4.5
M. Bumstead	Lab	1,303	28.9	+ 3.6
G. Pidgeon	Lab	1,288	28.6	+ 3.3
H. Winchester	Lab	1,286	28.6	+ 3.4
W. Powell	Lab	1,278	28.4	+ 3.4
A. Skegg	Lab	1,261	28.0	+ 3.3
3.3% swing MR to Lab	Maj	1,924	42.7 ●	
		1,867	41.5 ●	
		1,865	41.4 ●	
		1,863	41.4 ●	
		1,845	41.0 ●	
		1,843	40.9 ●	
		1,786	39.7 ●	
		1,765	39.2 ●	

Church

1937 electorate %turnout		7,693	32.4	- 6.0
***C. Barrington**	**Lab**	**1,834**	**77.3**	**+ 4.7**
***Ellen Coles**	**Lab**	**1,827**	**77.0**	**+ 4.6**
***J. Cook**	**Lab**	**1,805**	**76.1**	**+ 4.5**
***George Meecham**	**Lab**	**1,803**	**76.0**	**+ 5.0**
***C. King**	**Lab**	**1,780**	**75.0**	**+ 5.0**
***T. Hines**	**Lab**	**1,753**	**73.9**	**+ 4.1**
S. Sanderson	MR	585	24.7	- 5.5
F. Allen	MR	582	24.5	- 5.2
J. Clements	MR	579	24.4	- 5.0
W. Brownhill	MR	575	24.2	- 4.4
H. Domone	MR	567	23.9	- 4.4
J. Ritchie	MR	549	23.1	- 3.2
4.7% swing MR to Lab	Maj	1,249	42.6 ●	
		1,242	42.3 ●	
		1,220	41.4 ●	
		1,218	41.3 ●	
		1,195	40.3 ●	
		1,168	39.2 ●	

Latchmere

1937 electorate %turnout		8,508	36.8	- 9.3
***F. Douglas**	**Lab**	**2,156**	**72.5**	**+ 6.5**
***Sidney Fussey**	**Lab**	**2,112**	**71.0**	**+ 6.1**
***Frederick Humphrey**	**Lab**	**2,064**	**69.4**	**+ 4.6**
***A. Inman**	**Lab**	**2,037**	**68.5**	**+ 4.1**
E. Stone	**Lab**	**2,015**	**67.8**	**+ 4.8**
V. Hyde	**Lab**	**2,005**	**67.4**	**+ 5.2**
F. Dove	MR	934	31.4	- 5.4
E. Butcher	MR	925	31.1	- 4.8
P. Smith	MR	924	31.1	- 4.7
M. Jackson	MR	906	30.5	- 5.6
C. Cahn	MR	901	30.3	- 5.3
E. Wannell	MR	863	29.0	- 6.0
5.2% swing MR to Lab	Maj	1,222	41.1 ●	
		1,178	39.6 ●	
		1,130	38.0 ●	
		1,103	37.1 ●	
		1,081	36.4 ●	
		1,071	36.0 ●	

Nine Elms

1937 electorate %turnout		10,793	27.6	- 4.8
***S. Booth**	**Lab**	**2,397**	**85.4**	**+ 4.6**
E. Burton	**Lab**	**2,334**	**83.1**	**+ 3.3**
***A. Burton**	**Lab**	**2,330**	**83.0**	**+ 3.6**
J. Graham	**Lab**	**2,327**	**82.9**	**+ 4.1**
***R. Moore**	**Lab**	**2,301**	**82.0**	**+ 3.2**
***J. Lane**	**Lab**	**2,299**	**81.9**	**+ 3.5**
***C. Powell**	**Lab**	**2,285**	**81.4**	**+ 3.1**
***W. McIver**	**Lab**	**2,265**	**80.7**	**+ 2.7**
***H. Miles**	**Lab**	**2,260**	**80.5**	**+ 3.1**
J. Ellis	MR	532	18.9	- 3.1
F. Conway	MR	518	18.5	- 3.2
M. Miller	MR	517	18.4	- 3.1
F. Hurst	MR	507	18.1	- 3.3
K. Bist	MR	492	17.5	- 3.9
D. Hyde	MR	485	17.3	- 3.8
A. Webb	MR	479	17.1	- 3.7
M. Jenkins	MR	478	17.0	- 3.8
G. Jacob	MR	461	16.4	- 3.5
3.4% swing MR to Lab	Maj	1,865	66.5 ●	
		1,802	64.1 ●	
		1,798	64.0 ●	
		1,795	63.2 ●	
		1,769	63.1 ●	
		1,767	63.0 ●	
		1,753	62.5 ●	
		1,733	61.8 ●	
		1,728	61.6 ●	

Park

1937 electorate %turnout		7,245	38.4	- 4.4
***H. Mills**	**Lab**	**1,680**	**62.7**	**+ 1.7**
H. Harrison	**Lab**	**1,671**	**62.3**	**+ 3.0**
A. Amey	**Lab**	**1,654**	**61.7**	**+ 3.4**
***William G. Wye**	**Lab**	**1,637**	**61.1**	**+ 3.3**
***I. Thomas**	**Lab**	**1,636**	**61.0**	**+ 3.5**
***F. Mullings**	**Lab**	**1,615**	**60.3**	**+ 4.3**
E. Carpenter	MR	1,048	39.1	- 3.5
A. Clarke	MR	1,046	39.0	- 3.3
F. Barratt	MR	1,032	38.5	- 3.5
S. Sanderson	MR	1,028	38.4	- 2.8
F. Hatto	MR	1,021	38.1	- 3.1
M. Lindsay	MR	1,012	37.8	- 2.9
3.1% swing MR to Lab	Maj	632	23.6 ●	
		623	23.2 ●	
		606	22.6 ●	
		589	22.0 ●	
		588	21.9 ●	
		567	21.1 ●	

GAIN 3

St John

1937 electorate %turnout		4,230	39.2	- 2.7
A. Austin	**Lab**	**930**	**57.9**	**+10.8**
***Norman Prichard**	**Lab**	**929**	**57.9**	**+10.8**
H. Parsons	**Lab**	**919**	**57.2**	**+10.1**
*G. Rangecroft	MR	694	43.2	- 10.1
*F. Mills	MR	673	41.9	- 11.2
*E. Sullivan	MR	672	41.9	- 10.3
10.6% swing MR to Lab	Maj	236	14.7 ●	
		235	14.7 ●	
		225	14.0 ●	

Shaftesbury

1937 electorate %turnout		6,844	40.4	- 4.7
***W. Croucher**	**Lab**	**1,922**	**72.7**	**+ 2.6**
***Elizabeth Cooper**	**Lab**	**1,891**	**71.5**	**+ 1.8**
***G. Fineran**	**Lab**	**1,876**	**70.9**	**+ 1.7**
C. Lang	**Lab**	**1,864**	**70.5**	**+ 2.8**
***Ernest Perry**	**Lab**	**1,853**	**70.1**	**+ 3.3**
F. Baylais	MR	775	29.3	- 3.0
F. Banwell	MR	772	29.2	- 2.5
F. Abbott	MR	769	29.1	- 2.3
J. Maydwell	MR	757	28.6	- 2.2
G. White	MR	746	28.2	- 2.1
2.4% swing MR to Lab	Maj	1,147	43.4 ●	
		1,116	42.2 ●	
		1,101	41.6 ●	
		1,089	41.2 ●	
		1,078	40.8 ●	

Winstanley

1937 electorate %turnout		7,719	31.9	- 3.9
***J. Lane**	**Lab**	**1,835**	**80.0**	**- 4.9**
***M. Robinson**	**Lab**	**1,817**	**79.2**	**- 4.7**
***Ruxton Kiloh**	**Lab**	**1,802**	**78.6**	**- 5.2**
***H. Lewin**	**Lab**	**1,771**	**77.2**	**- 6.6**
***A. Townsend**	**Lab**	**1,769**	**77.1**	**- 5.2**
C. Kidman	MR	509	22.2	+ 4.8
E. Stevens	MR	508	22.2	+ 5.6
W. Dowsett	MR	506	22.1	+ 5.5
J. Foreman	MR	496	21.6	+ 6.1
E. Wadman	MR	452	19.7	+ 4.6
5.4% swing Lab to MR	Maj	1,326	57.8 ●	
		1,308	57.0 ●	
		1,293	56.4 ●	
		1,262	55.0 ●	
		1,260	54.9 ●	

Balham

1937 electorate %turnout		28,684	33.5	- 2.0
W. Barker	**MR**	**5,960**	**65.4**	**- 3.7**
***H. Hayden**	**MR**	**5,887**	**64.6**	**- 2.5**
***C. Cutting**	**MR**	**5,874**	**64.5**	**- 2.5**
***E. Nutting**	**MR**	**5,806**	**63.7**	**- 3.0**
***H. Parsons**	**MR**	**5,796**	**63.6**	**- 3.1**
***F. Nutting**	**MR**	**5,710**	**62.7**	**- 3.9**
G. Stanbury	**MR**	**5,704**	**62.6**	**- 2.0**
R. Wates	**MR**	**5,690**	**62.5**	**- 2.0**
***W. Chapman**	**MR**	**5,619**	**61.7**	**- 2.6**
F. Chapman	Lab	4,206	46.2	+ 5.2
B. Field	Lab	3,424	37.6	+ 0.5
J. Hollman	Lab	3,352	36.8	+ 3.5
A. King	Lab	3,194	35.1	+ 2.8
G. Rogers	Lab	3,184	35.0	+ 2.8
A. Newport	Lab	3,175	34.9	+ 2.8
W. Sherry	Lab	3,141	34.5	+ 2.5
J. Pyne	Lab	3,131	34.4	+ 2.6
A. Seares	Lab	3,129	34.4	+ 2.7
2.7% swing MR to Lab	Maj	1,754	19.2 ●	
		1,681	18.4 ●	
		1,668	18.3 ●	
		1,600	17.5 ●	
		1,590	17.4 ●	
		1,504	16.5 ●	
		1,498	16.4 ●	
		1,484	16.3 ●	
		1,413	15.5 ●	

Clapham North

1937 electorate %turnout		14,351	36.2	+ 9.0
Christine Callingham	**MR**	**2,928**	**58.9**	**+ 3.9**
***W. Greener**	**MR**	**2,760**	**55.6**	**+ 1.7**
***H. Morgan**	**MR**	**2,679**	**53.9**	**+ 0.5**
H. Rehm	**MR**	**2,567**	**51.7**	**- 1.4**
E. Stringer	**MR**	**2,540**	**51.1**	**- 1.4**
***J. Pickering**	**MR**	**2,530**	**50.9**	**- 1.2**
L. Banks	Lab	2,482	50.0	- 0.8
W. Carruthers	Lab	2,341	47.1	- 1.7
Frank Beswick	Lab	2,304	46.4	+ 0.5
C. Dennington	Lab	2,260	45.5	- 0.4
H. Miles	Lab	2,224	44.8	+ 0.3
J. Sellers	Lab	2,191	44.1	- 0.1
0.4% swing MR to Lab	Maj	446	8.9 ●	
		278	5.6 ●	
		197	3.9 ●	
		85	1.7 ●	
		58	1.1 ●	
		48	0.9 ●	

Clapham South

1937 electorate %turnout		18,007	33.4	+ 4.4
William Bonney	**MR**	**3,783**	**65.5**	**- 5.2**
G. Beare	**MR**	**3,720**	**64.4**	**- 5.3**
F. Sugden	**MR**	**3,601**	**62.3**	**- 7.0**
F. Lesty	**MR**	**3,580**	**62.0**	**- 7.3**
A. Shaw	**MR**	**3,556**	**61.6**	**- 6.9**
W. Towns	**MR**	**3,499**	**60.6**	**- 6.7**
F. Ahrens	Lab	2,205	38.2	+ 6.0
H. Elliott	Lab	2,188	37.9	+ 6.0
M. Bryans	Lab	2,170	37.6	+ 6.6
S. Elliott	Lab	2,146	37.2	+ 6.5
D. Lumby	Lab	2,109	36.5	+ 5.9
M. Kempton	Lab	2,100	36.4	+ 7.5
6.4% swing MR to Lab	Maj	1,578	27.3 ●	
		1,515	26.2 ●	
		1,396	24.1 ●	
		1,375	23.8 ●	
		1,351	23.4 ●	
		1,294	22.4 ●	

Fairfield

GAIN 3

1937 electorate %turnout		10,250	46.2	+10.6
***H. Alexander**	**Lab**	**2,620**	**57.8**	**+ 3.9**
***G. Betts**	**Lab**	**2,542**	**56.0**	**+ 4.8**
L. Hollis	**Lab**	**2,487**	**54.8**	**+ 4.1**
W. Leaver	**Lab**	**2,422**	**53.4**	**+ 2.8**
G. Rowe	**Lab**	**2,305**	**50.8**	**+ 0.3**
*T. Plumridge	MR	2,131	47.0	- 2.3
*G. Halfacree	MR	2,080	45.9	- 3.2
C. Butler	MR	2,049	45.2	- 3.8
*G. Haslett	MR	2,048	45.1	- 2.9
G. Haskell	MR	1,996	44.0	- 3.6
4.2% swing MR to Lab	Maj	489	10.8 ●	
		411	9.0 ●	
		356	7.8 ●	
		291	6.4 ●	
		174	3.8 ●	

Putney

1937 electorate %turnout		17,032	34.1	+ 0.1
F. East	**MR**	**4,158**	**74.9**	**- 5.9**
Roy Edgley	**MR**	**4,152**	**74.8**	**- 3.7**
W. Langly-Smith	**MR**	**4,123**	**74.3**	**- 3.2**
D. Greville	**MR**	**4,094**	**73.8**	**- 3.7**
William Heath	**MR**	**4,089**	**73.7**	**- 2.8**
W. Smith	**MR**	**4,055**	**73.1**	**- 3.2**
W. Knowlden	**MR**	**4,036**	**72.7**	**- 3.4**
C. Malcolm	**MR**	**3,996**	**72.0**	**- 3.6**
J. Brown	Lab	1,531	27.6	+ 3.9
T. Davis	Lab	1,517	27.3	+ 3.6
A. Goddard	Lab	1,487	26.8	+ 3.4
E. Fountain	Lab	1,481	26.7	+ 3.6
F. Harris	Lab	1,481	26.7	+ 3.6
H. Wratten	Lab	1,421	25.6	+ 2.9
W. Iles	Lab	1,412	25.4	+ 3.6
M. Wratten	Lab	1,358	24.5	+ 4.8
3.7% swing MR to Lab	Maj	2,627	47.3 ●	
		2,621	47.2 ●	
		2,592	46.7 ●	
		2,563	46.2 ●	
		2,558	46.1 ●	
		2,524	45.5 ●	
		2,505	45.1 ●	
		2,465	44.4 ●	

Southfield

1937 electorate %turnout		18,868	33.4	+ 5.2
***F. Ayshford**	**MR**	**3,748**	**62.2**	**- 9.2**
H. Castle	**MR**	**3,742**	**62.1**	**- 8.7**
***John Keall**	**MR**	**3,718**	**61.7**	**- 9.0**
***H. Aram**	**MR**	**3,711**	**61.5**	**- 8.2**
G. Brand	**MR**	**3,695**	**61.3**	**- 8.1**
W. James	**MR**	**3,589**	**59.5**	**- 9.2**
W. Adams	Lab	2,658	44.1	+11.9
S. Church	Lab	2,396	39.7	+ 8.7
H. Woodhall	Lab	2,238	37.1	+ 6.7
S. Hawkins	Lab	2,238	37.1	+ 7.9
A. Kemp	Lab	2,235	37.1	+ 8.0
J. Seaman	Lab	2,212	36.7	+ 8.2
8.7% swing MR to Lab	Maj	1,090	18.1 ●	
		1,084	18.0 ●	
		1,060	17.6 ●	
		1,053	17.4 ●	
		1,037	17.2 ●	
		931	15.4 ●	

Springfield

1937 electorate %turnout		18,211	47.3	+12.2
***C. Brown**	**MR**	**4,357**	**52.6**	**- 4.5**
D. Croft	**MR**	**4,316**	**52.1**	**- 3.7**
F. Hoare	**MR**	**4,246**	**51.2**	**- 4.0**
***H. Witherby**	**MR**	**4,224**	**51.0**	**- 3.0**
***P. Symondson**	**MR**	**4,219**	**50.9**	**- 3.0**
***Evan Rees**	**MR**	**4,194**	**50.6**	**- 3.0**
H. Adams	Lab	4,179	50.4	+ 4.2
R. Evance	Lab	4,024	48.6	+ 2.5
T. Gorringe	Lab	4,015	48.4	+ 2.3
J. Gregory	Lab	3,993	48.2	+ 3.6
G. Pemberton	Lab	3,981	48.0	+ 3.9
A. Stone-Fry	Lab	3,976	48.0	+ 4.5
3.5% swing MR to Lab	Maj	178	2.2 ●	
		137	1.7 ●	
		67	0.8 ●	
		45	0.6 ●	
		40	0.5 ●	
		15	0.2 ●	

Streatham

1937 electorate %turnout		38,399	29.7	+ 0.3
G. Hill	**MR**	**8,944**	**80.9**	**- 3.8**
J. Curtis	**MR**	**8,921**	**80.7**	**- 3.8**
W. Cooper	**MR**	**8,906**	**80.6**	**- 3.7**
Albert Carr	**MR**	**8,827**	**79.9**	**- 4.3**
G. Marriott	**MR**	**8,822**	**79.8**	**- 3.6**
C. Quilter	**MR**	**8,812**	**79.7**	**- 3.5**
F. Hills	**MR**	**8,807**	**79.7**	**- 3.5**
H. Selley	**MR**	**8,770**	**79.3**	**- 3.3**
C. Roskilly	**MR**	**8,730**	**79.0**	**- 1.2**
E. Cair	Lab	2,425	21.9	+ 4.2
A. Aylott	Lab	2,262	20.5	+ 3.5
F. Killingback	Lab	2,227	20.1	+ 3.3
E. Blenman	Lab	2,213	20.0	+ 3.2
S. Moss	Lab	2,193	19.8	+ 3.0
A. Kirk	Lab	2,185	19.8	+ 3.1
M. Young	Lab	2,172	19.7	+ 3.3
F. Langdon	Lab	2,146	19.4	+ 3.6
L. Noon	Lab	2,110	19.1	+ 3.4
3.3% swing MR to Lab	Maj	6,519	59.0 ●	
		6,496	58.8 ●	
		6,481	58.7 ●	
		6,402	58.0 ●	
		6,397	57.9 ●	
		6,387	57.8 ●	
		6,382	57.8 ●	
		6,345	57.4 ●	
		6,305	57.1 ●	

Tooting

1937 electorate %turnout		16,528	38.7	+ 3.4
***W. Corbet**	**Lab**	**3,271**	**54.6**	**+ 2.6**
***L. Watson**	**Lab**	**3,254**	**54.3**	**+ 2.8**
***Eleanor Goodrich**	**Lab**	**3,223**	**53.8**	**+ 2.3**
***Frederick Jordan**	**Lab**	**3,206**	**53.5**	**+ 2.1**
***A. Wilson**	**Lab**	**3,188**	**53.2**	**+ 2.7**
William Willison	MR	2,883	48.1	- 1.8
F. Campbell	MR	2,789	46.5	- 3.2
J. Hayne	MR	2,771	46.2	- 3.1
P. Walters	MR	2,712	45.2	- 2.8
J. David	MR	2,684	44.8	- 1.5
2.5% swing MR to Lab	Maj	388	6.5 ●	
		371	6.2 ●	
		340	5.7 ●	
		323	5.4 ●	
		305	5.1 ●	

Summary of election results 1937

Battersea	Date	Elec	%Poll	MR	Lab
Bolingbroke	1937	10,111	35.7	58.5	41.5
	1934	9,840	38.2	61.2	38.8
Broomwood	1937	11,542	40.4	71.0	29.0
	1934	11,252	43.8	74.3	25.7
Church	1937	7,693	32.4	24.1	75.9
	1934	8,090	38.4	28.8	71.2
Latchmere	1937	8,508	36.8	30.6	69.4
	1934	8,678	46.1	35.8	64.2
Nine Elms	1937	10,793	27.6	17.7	82.3
	1934	11,338	32.4	21.1	78.9
Park	1937	7,245	38.4	38.5	61.5
	1934	7,584	42.8	41.6	58.4
St John	1937	4,230	39.2	42.3	57.7
	1934	3,836	41.9	52.9	47.1
Shaftesbury	1937	6,844	40.4	28.9	71.1
	1934	6,940	45.1	31.3	68.7
Winstanley	1937	7,719	31.9	21.6	78.4
	1934	8,180	35.8	16.2	83.8

Wandsworth	Date	Elec	%Poll	MR	Lab
Balham	1937	28,684	33.5	63.5	36.5
	1934	27,944	35.5	66.2	33.8
Clapham North	1937	14,351	36.2	53.7	46.3
	1934	14,694	27.2	53.3	46.7
Clapham South	1937	18,007	33.4	62.7	37.3
	1934	16,826	29.0	69.1	30.9
Fairfield	1937	10,250	46.2	45.4	54.6
	1934	10,553	35.6	49.6	50.4
Putney	1937	17,031	34.1	73.7	26.3
	1934	16,296	34.0	77.4	22.6
Southfield	1937	18,868	33.4	61.4	38.6
	1934	18,312	28.3	70.1	29.9
Springfield	1937	18,211	47.3	51.4	48.6
	1934	18,158	35.1	54.9	45.1
Streatham	1937	38,399	29.7	80.0	20.0
	1934	36,692	29.4	83.3	16.7
Tooting	1937	16,528	38.7	46.1	53.9
	1934	16,672	35.3	48.6	51.4

Councillors' majorities 1937

Battersea

1.	● G. Lauriks	Bolingbroke	439	12.8
2.	● H. Parsons	St John	225	14.0
3.	● E. Strange	Bolingbroke	501	14.6
4.	● Norman Prichard	St John	235	14.7
5.	● A. Austin	St John	236	14.7
6.	● S. Bramley	Bolingbroke	523	15.3
7.	● H. Davis	Bolingbroke	528	15.4
8.	● R. Blundell	Bolingbroke	549	16.0
9.	● A. Higgins	Bolingbroke	560	16.3
10.	● H. Barber	Bolingbroke	560	16.3
11.	● F. Mullings	Park	567	21.1
12.	● I. Thomas	Park	588	21.9
13.	● William Wye	Park	589	22.0
14.	● A. Amey	Park	606	22.6
15.	● H. Harrison	Park	623	23.2
16.	● H. Mills	Park	632	23.6
17.	● V. Hyde	Latchmere	1,071	36.0
18.	● E. Stone	Latchmere	1,081	36.4
19.	● A. Inman	Latchmere	1,103	37.1
20.	● Frederick Humphrey	Latchmere	1,130	38.0
21.	● T. Hines	Church	1,168	39.2
22.	● Harbans Gulati	Broomwood	1,765	39.2
23.	● Sidney Fussey	Latchmere	1,178	39.6
24.	● N. Parker	Broomwood	1,786	39.7
25.	● C. King	Church	1,195	40.3
26.	● Ernest Perry	Shaftesbury	1,078	40.8
27.	● F. Glanvill	Broomwood	1,843	40.9
28.	● J. Morgan	Broomwood	1,845	41.0
29.	● F. Douglas	Latchmere	1,222	41.1
30.	● C. Lang	Shaftesbury	1,089	41.2
31.	● George Meecham	Church	1,218	41.3
32.	● J. Cook	Church	1,220	41.4
33.	● C. Cooper	Broomwood	1,863	41.4
34.	● K. Baker	Broomwood	1,865	41.4
35.	● F. Lamb	Broomwood	1,867	41.5
36.	● G. Fineran	Shaftesbury	1,101	41.6
37.	● Elizabeth Cooper	Shaftesbury	1,116	42.2
38.	● Ellen Coles	Church	1,242	42.3
39.	● C. Barrington	Church	1,249	42.6
40.	● F. Abbott	Broomwood	1,924	42.7
41.	● W. Croucher	Shaftesbury	1,147	43.4
42.	● A. Townsend	Winstanley	1,260	54.9
43.	● H. Lewin	Winstanley	1,262	55.0
44.	● Ruxton Kiloh	Winstanley	1,293	56.4
45.	● M. Robinson	Winstanley	1,308	57.0
46.	● J. Lane	Winstanley	1,326	57.8
47.	● H. Miles	Nine Elms	1,728	61.6
48.	● W. McIver	Nine Elms	1,733	61.8
49.	● C. Powell	Nine Elms	1,753	62.5
50.	● J. Lane	Nine Elms	1,767	63.0
51.	● R. Moore	Nine Elms	1,769	63.1
52.	● J. Graham	Nine Elms	1,795	63.2
53.	● A. Burton	Nine Elms	1,798	64.0
54.	● E. Burton	Nine Elms	1,802	64.1
55.	● S. Booth	Nine Elms	1,865	66.5

Wandsworth

1.	● Evan Rees	Springfield	15	0.2
2.	● P. Symondson	Springfield	40	0.5
3.	● H. Witherby	Springfield	45	0.6
4.	● F. Hoare	Springfield	67	0.8
5.	● J. Pickering	Clapham North	48	0.9
6.	● E. Stringer	Clapham North	58	1.1
7.	● H. Rehm	Clapham North	85	1.7
8.	● D. Croft	Springfield	137	1.7
9.	● C. Brown	Springfield	178	2.2
10.	● G. Rowe	Fairfield	174	3.8
11.	● H. Morgan	Clapham North	197	3.9
12.	● A. Wilson	Tooting	305	5.1
13.	● Frederick Jordan	Tooting	323	5.4
14.	● W. Greener	Clapham North	278	5.6
15.	● Eleanor Goodrich	Tooting	340	5.7
16.	● L. Watson	Tooting	371	6.2
17.	● W. Leaver	Fairfield	291	6.4
18.	● W. Corbet	Tooting	388	6.5
19.	● L. Hollis	Fairfield	356	7.8
20.	● Christine Callingham	Clapham North	446	8.9
21.	● G. Betts	Fairfield	411	9.0
22.	● H. Alexander	Fairfield	489	10.8
23.	● W. James	Southfield	931	15.4
24.	● W. Chapman	Balham	1,413	15.5
25.	● R. Wates	Balham	1,484	16.3
26.	● G. Stanbury	Balham	1,498	16.4
27.	● F. Nutting	Balham	1,504	16.5
28.	● G. Brand	Southfield	1,037	17.2
29.	● H. Aram	Southfield	1,053	17.4
30.	● H. Parsons	Balham	1,590	17.4
31.	● E. Nutting	Balham	1,600	17.5
32.	● John Keall	Southfield	1,060	17.6
33.	● H. Castle	Southfield	1,084	18.0
34.	● F. Ayshford	Southfield	1,090	18.1
35.	● C. Cutting	Balham	1,668	18.3
36.	● H. Hayden	Balham	1,681	18.4
37.	● W. Barker	Balham	1,754	19.2
38.	● W. Towns	Clapham South	1,294	22.4
39.	● A. Shaw	Clapham South	1,351	23.4
40.	● F. Lesty	Clapham South	1,375	23.8
41.	● F. Sugden	Clapham South	1,396	24.1
42.	● G. Beare	Clapham South	1,515	26.2
43.	● William Bonney	Clapham South	1,578	27.3
44.	● F. East	Putney	2,465	44.4
45.	● W. Knowlden	Putney	2,505	45.1
46.	● W. Smith	Putney	2,524	45.5
47.	● William Heath	Putney	2,558	46.1
48.	● D. Greville	Putney	2,563	46.2
49.	● W. Langley-Smith	Putney	2,592	46.7
50.	● Roy Edgley	Putney	2,621	47.2
51.	● F. East	Putney	2,627	47.3
52.	● C. Roskilly	Streatham	6,305	57.1
53.	● H. Selley	Streatham	6,345	57.4
54.	● F. Hills	Streatham	6,382	57.8
55.	● C. Quilter	Streatham	6,387	57.8
56.	● G.Marriott	Streatham	6,397	57.9
57.	● Albert Carr	Streatham	6,402	58.0
58.	● W. Cooper	Streatham	6,481	58.7
59.	● J. Curtis	Streatham	6,496	58.8
60.	● G. Hill	Streatham	6,519	59.0

1945

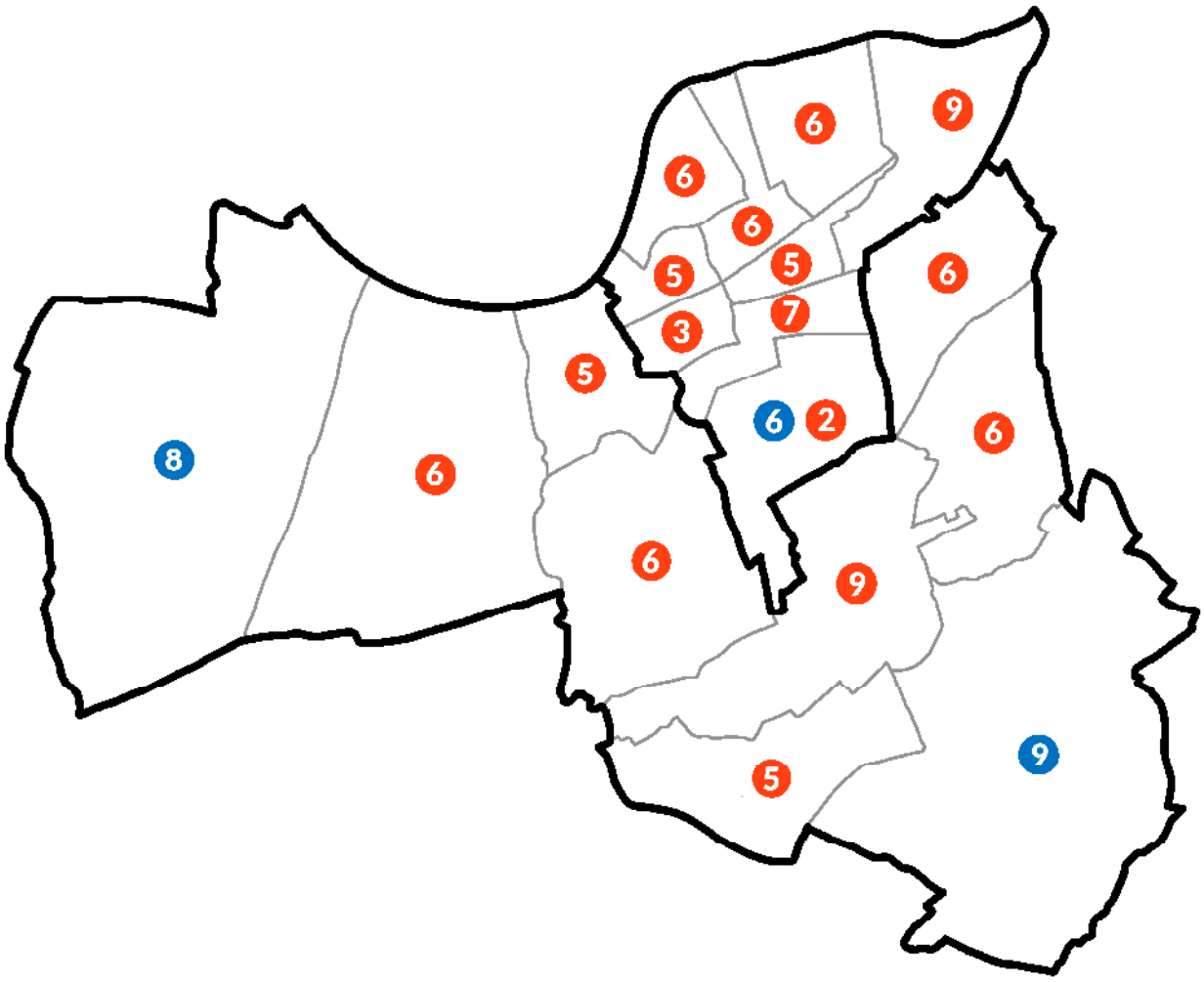

Battersea

Labour	49
Municipal Reform	6

Wandsworth

Labour	43
Municipal Reform	17

Bolingbroke

GAIN 7

1945 electorate %turnout		11,237	37.8	+ 2.1
A. Amey	**Lab**	**2,343**	**48.7**	**+ 5.4**
J. Farrant	**Lab**	**2,330**	**48.4**	**+ 5.7**
William G. Wye	**Lab**	**2,279**	**47.4**	**+ 5.6**
C. Young	**Lab**	**2,212**	**46.0**	**+ 4.6**
T. Keech	**Lab**	**2,144**	**44.6**	**+ 3.5**
O. Leele	**Lab**	**2,133**	**44.3**	**+ 4.3**
F. Kanngeisser	**Lab**	**2,098**	**43.6**	**+ 3.9**
F. Banwell	MR	1,684	35.0	- 24.6
*H. Davis	MR	1,628	33.8	- 26.2
A. Ward	MR	1,624	33.8	- 22.5
*R. Blundell	MR	1,610	33.5	- 25.2
*A. Higgins	MR	1,569	32.6	- 26.0
A. Green	MR	1,568	32.6	- 25.3
*G. Lauriks	MR	1,515	31.5	- 24.6
M. Keith	Comm	990	20.6	
14.9% swing MR to Lab	Maj	659	13.7 ●	
		646	13.4 ●	
		595	12.4 ●	
		528	11.0 ●	
		460	9.6 ●	
		449	9.3 ●	
		414	8.6 ●	

Broomwood

GAIN 2

1945 electorate %turnout		15,074	41.8	+ 1.4
***F. Abbott**	**MR**	**3,067**	**48.1**	**- 24.6**
***F. Abbott**	**MR**	**3,062**	**48.0**	**- 23.5**
***K. Baker**	**MR**	**3,059**	**47.9**	**- 23.5**
H. Bowler	**Lab**	**3,021**	**47.3**	**+17.3**
***Harbans Gulati**	**MR**	**2,969**	**46.5**	**- 24.9**
***J. Morgan**	**MR**	**2,962**	**46.4**	**- 24.6**
***C. Cooper**	**MR**	**2,958**	**46.4**	**- 24.5**
J. Freeman	**Lab**	**2,945**	**46.2**	**+16.3**
Norman G.M. Prichard	Lab	2,945	46.2	+16.4
A. Holden	Lab	2,884	45.2	+16.3
T. Ireland	MR	2,868	44.9	- 24.8
E. Sullivan	MR	2,859	44.8	- 24.4
P. Winter	Lab	2,834	44.4	+15.8
C. Wilson	Lab	2,802	43.9	+15.3
R. Rowell	Lab	2,798	43.8	+15.4
W. Salvidge	Lab	2,798	43.8	+15.8
L. Phillips	Ind	527	8.3	
20.25% swing MR to Lab	maj	122	1.9 ●	
		117	1.8 ●	
		114	1.7 ●	
		153	2.4 ●	
		24	0.3 ●	
		17	0.2 ●	
		13	0.2 ●	
		77	1.3 ●	

Church

1945 electorate %turnout		7,633	34.2	+ 1.8
E. Fussey	**Lab**	**2,097**	**85.6**	**+ 8.3**
***Ellen Coles**	**Lab**	**2,069**	**84.4**	**+ 7.4**
***T. Hines**	**Lab**	**2,034**	**83.0**	**+ 6.9**
***George Meecham**	**Lab**	**1,981**	**80.8**	**+ 4.8**
A. Knott	**Lab**	**1,950**	**79.6**	**+ 4.6**
N. Roberts	**Lab**	**1,948**	**79.5**	**+ 5.6**
G. Dark	MR	494	20.5	- 4.2
M. Free	MR	481	19.6	- 4.9
W. Goldsmith	MR	472	19.3	- 5.1
W. Starks	MR	408	16.6	- 7.6
J. Nattrass	MR	404	16.5	- 7.4
W. Vassar	MR	369	15.1	- 8.0
6.2% swing MR to Lab	Maj	1,603	65.1 ●	
		1,575	63.9 ●	
		1,540	62.5 ●	
		1,487	60.3 ●	
		1,456	59.1 ●	
		1.454	59.0 ●	

Latchmere

1945 electorate %turnout		7,289	36.5	- 0.3
***Sidney Fussey**	**Lab**	**2,025**	**74.9**	**+ 2.4**
Edgar Boys	**Lab**	**1,919**	**71.0**	**0.0**
***Frederick Humphrey**	**Lab**	**1,826**	**67.5**	**- 1.9**
***E. Stone**	**Lab**	**1,812**	**67.0**	**- 1.5**
J. Pocknee	**Lab**	**1,803**	**66.7**	**- 1.1**
D. Varran	**Lab**	**1,788**	**66.1**	**- 1.3**
E. Butcher	MR	585	21.6	- 9.8
G. Crutchfield	MR	560	20.7	- 10.4
W. Harrison	MR	560	20.7	- 10.4
I. Horner	MR	560	20.7	- 9.8
Phyllis Windus	MR	462	17.1	- 13.2
G. Younger	MR	462	17.1	- 11.9
E. Underwood	Ind	311	11.5	
5.15% swing MR to Lab	Maj	1,440	53.3 ●	
		1,334	49.4 ●	
		1,241	45.9 ●	
		1,227	45.4 ●	
		1,218	45.1 ●	
		1,203	44.5 ●	

Nine Elms

1945 electorate %turnout		7,764	29.5	+ 1.9
B. Johns	**Lab**	**1,801**	**70.9**	**- 14.5**
Frederick Wingrove	**Lab**	**1,731**	**68.2**	**- 14.9**
H. Halsey	**Lab**	**1,720**	**67.7**	**- 15.3**
E. Coles	**Lab**	**1,696**	**66.8**	**- 16.1**
A. Smith	**Lab**	**1,688**	**66.5**	**- 15.5**
W. Maile	**Lab**	**1,686**	**66.4**	**- 15.5**
A. Millen	**Lab**	**1,650**	**65.0**	**- 16.4**
J. Slessinger	**Lab**	**1,649**	**64.9**	**- 15.8**
***H. Miles**	**Lab**	**1,628**	**64.1**	**- 16.4**
E. Dawes	Comm	601	23.7	
D. Lewis	Comm	534	21.0	
D. Clark	MR	327	12.9	- 6.0
A. Butler	MR	303	11.9	- 6.6
P. Chaston	MR	293	11.5	- 6.9
B. Cox	MR	289	11.4	- 6.7
F. Abbott	MR	287	11.3	- 6.2
A. Ward	MR	268	10.6	- 6.7
H. Moeller	MR	247	9.7	- 7.4
D. Sullivan	MR	244	9.6	- 7.4
E. Kristunas	MR	243	9.6	- 6.8
swing incalculable	Maj	1,200	47.2 ●	
(4.4% swing Lab to MR)		1,130	44.5 ●	
		1,119	44.0 ●	
		1,095	43.1 ●	
		1,087	42.8 ●	
		1,085	42.7 ●	
		1,049	41.3 ●	
		1,048	41.2 ●	
		1,027	40.4 ●	

Park

1945 electorate %turnout		6,067	36.6	- 1.8
C. Davis	**Lab**	**1,344**	**63.7**	**+ 1.0**
R. Dewar	**Lab**	**1,344**	**63.7**	**+ 1.4**
J. Wilkie	**Lab**	**1,320**	**62.5**	**+ 0.8**
***F. Mullings**	**Lab**	**1,320**	**62.5**	**+ 1.4**
***Herbert Harrison**	**Lab**	**1,313**	**62.2**	**+ 1.2**
F. Thomas	**Lab**	**1,298**	**61.5**	**+ 1.2**
H. Bridgeman	MR	806	38.2	- 0.9
J. Wedgewood	MR	796	37.7	- 1.3
R. Fox	MR	791	37.5	- 1.0
M. McElligott	MR	782	37.0	- 1.4
F. Edwards	MR	780	36.9	- 1.2
K. Shute	MR	774	36.7	- 1.1
1.2% swing MR to Lab	Maj	538	25.5 ●	
		538	25.5 ●	
		514	24.3 ●	
		514	24.3 ●	
		507	24.0 ●	
		492	23.3 ●	

St John

1945 electorate %turnout		4,897	30.8	- 8.4
G. Wheeler	**Lab**	**1,060**	**74.1**	**+16.2**
Sidney Sporle	**Lab**	**1,053**	**73.6**	**+15.7**
W. Davis	**Lab**	**1,026**	**71.7**	**+14.5**
A. Sullivan	MR	403	28.2	- 15.0
B. Burbridge	MR	387	27.0	- 14.9
V. Munro	MR	364	25.4	- 16.5
15.4% swing MR to Lab	Maj	657	45.9 ●	
		650	45.4 ●	
		623	43.5 ●	

Shaftesbury

1945 electorate %turnout		6,712	39.1	- 1.3
***C. Lang**	**Lab**	**1,843**	**64.2**	**- 8.5**
Herbert Harrison	**Lab**	**1,810**	**63.1**	**- 8.4**
***Elizabeth Cooper**	**Lab**	**1,801**	**62.8**	**- 8.1**
***W. Croucher**	**Lab**	**1,773**	**61.8**	**- 8.7**
A. Wye	**Lab**	**1,697**	**59.1**	**- 11.0**
John Evans	Comm	561	19.6	
M. Churchill	MR	540	18.8	- 10.5
J. Hughes	MR	535	18.6	- 10.6
F. Baylais	MR	524	18.3	- 10.8
A. Banwell	MR	520	18.1	- 10.5
R. Bottomley	MR	498	17.4	- 10.8
swing incalculable	Maj	1,282	44.6 ●	
(0.9% swing Lab to MR)		1,249	43.5 ●	
		1,240	43.2 ●	
		1,212	42.2 ●	
		1,136	39.5 ●	

Winstanley

1945 electorate %turnout		7,240	30.3	- 1.6
D. Gibbs	**Lab**	**1,932**	**94.2**	**+14.2**
***J. Lane**	**Lab**	**1,885**	**91.9**	**+12.7**
H. Harling	**Lab**	**1,853**	**90.4**	**+11.8**
***Ruxton Kiloh**	**Lab**	**1,853**	**90.4**	**+13.2**
***H. Lewin**	**Lab**	**1,851**	**90.3**	**+13.2**
W. Harris	MR	197	9.6	- 12.6
A. Glassett	MR	190	9.3	- 12.9
T. Doig	MR	177	8.6	- 13.5
L. Rowland	MR	170	8.3	- 13.3
A. Skingle	MR	145	7.1	- 12.6
13.0% swing MR to Lab	Maj	1,735	84.6 ●	
		1,688	82.3 ●	
		1,656	80.8 ●	
		1,656	80.8 ●	
		1,654	80.7 ●	

Balham

GAIN 9

1945 electorate %turnout		34,942	39.0	+ 5.5
H. Bennett	**Lab**	**7,077**	**53.9**	**+ 7.7**
J. Greystoke	**Lab**	**7,053**	**53.7**	**+16.1**
William Carnie	**Lab**	**6,979**	**53.1**	**+16.3**
H. Parry	**Lab**	**6,880**	**52.4**	**+17.3**
W. Hedley	**Lab**	**6,869**	**52.3**	**+17.3**
G. Stanley	**Lab**	**6,861**	**52.2**	**+17.3**
A. Manning	**Lab**	**6,814**	**51.9**	**+17.4**
T. McMahon	**Lab**	**6,785**	**51.7**	**+17.3**
A. Marks	**Lab**	**6,633**	**50.5**	**+16.1**
*A. Hayden	MR	6,465	49.2	- 16.2
Ronald Ash	MR	6,379	48.6	- 16.0
E. Clear	MR	6,372	48.5	- 16.0
*W. Barker	MR	6,354	48.4	- 15.3
*C. Cutting	MR	6,278	47.8	- 15.8
*F. Nutting	MR	6,238	47.5	- 15.2
*R. Wates	MR	6,118	46.6	- 16.0
G. Reed	MR	6,051	46.1	- 16.4
H. Willison	MR	6,009	45.7	- 16.0
15.9% swing MR to Lab	Maj	612	4.7 ●	
		588	4.5 ●	
		514	3.9 ●	
		415	3.2 ●	
		404	3.1 ●	
		349	2.7 ●	
		320	2.5 ●	
		168	1.3 ●	

Clapham North

GAIN 6

1945 electorate %turnout		16,126	37.8	+ 1.6
M. Llewellyn	**Lab**	**3,933**	**53.3**	**+ 3.3**
H. Mills	**Lab**	**3,918**	**53.1**	**+ 6.0**
J. Sally	**Lab**	**3,855**	**52.3**	**+ 5.9**
J. Satchwell	**Lab**	**3,742**	**50.7**	**+ 5.2**
J. Sellers	**Lab**	**3,655**	**49.6**	**+ 4.8**
B. Woods	**Lab**	**3,241**	**43.9**	**- 0.2**
G. Draper	Comm	1,965	26.6	
M. Stanford	MR	1,732	23.5	- 35.4
E. Keam-George	MR	1,726	23.4	- 22.2
F. Stevens	MR	1,724	23.4	- 30.5
*Christine Callingham	MR	1,684	22.8	- 28.9
R. Glaze	MR	1,632	22.1	- 29.0
*H. Rehm	MR	1,614	21.9	- 29.0
swing incalculable	Maj	1,968	26.7 ●	
(17.55% swing MR to Lab)		1,953	26.5 ●	
		1,890	25.7 ●	
		1,777	24.1 ●	
		1,690	23.0 ●	
		1,276	17.3 ●	

Clapham South

GAIN 6

1945 electorate %turnout		22,763	33.6	+ 0.2
J. Devine	**Lab**	**4,830**	**63.0**	**+24.8**
J. Hayward	**Lab**	**4,813**	**62.8**	**+24.9**
D. Llewellyn	**Lab**	**4,790**	**62.5**	**+24.9**
A. Saltmash	**Lab**	**4,746**	**61.9**	**+24.7**
Maxwell Nelson-Barrett	**Lab**	**4,700**	**61.3**	**+24.8**
M. Kidd	**Lab**	**4,633**	**60.5**	**+24.1**
J. Kidd	MR	3,174	41.4	- 24.1
W. Banfield	MR	2,944	38.4	- 25.9
J. Bulbeck	MR	2,915	38.0	- 24.3
G. Cayless	MR	2,903	37.9	- 24.1
*F. Lesty	MR	2,788	36.4	- 24.8
*W. Towns	MR	2,739	35.7	- 24.9
24.7% swing MR to Lab	Maj	1,656	21.6 ●	
		1,639	21.4 ●	
		1,616	21.1 ●	
		1,572	20.5 ●	
		1,526	19.9 ●	
		1,459	19.1 ●	

Fairfield

1945 electorate %turnout		10,782	43.0	- 3.2
***H. Alexander**	**Lab**	**3,397**	**75.7**	**+17.9**
S. Hursey	**Lab**	**3,280**	**73.1**	**+17.1**
C. Shepherd	**Lab**	**3,232**	**72.1**	**+17.3**
***G. Rowe**	**Lab**	**3,210**	**71.6**	**+18.2**
J. James	**Lab**	**3,204**	**71.4**	**+20.6**
H. Blastock	MR	1,243	27.7	- 19.3
P. Montgomery	MR	1,235	27.5	- 18.4
L. Ansell	MR	1,234	27.5	- 17.7
C. Brackstone	MR	1,211	27.0	- 18.1
Marguerita B. Sherwood	MR	1,177	26.2	- 17.8
18.2% swing MR to Lab	Maj	2,154	48.0 ●	
		2,037	45.4 ●	
		1,989	44.4 ●	
		1,967	43.9 ●	
		1,961	43.7 ●	

Putney

1945 electorate %turnout		24.803	36.6	+ 2.5
W. Boniface	**MR**	**5,389**	**62.0**	**- 12.9**
E. Cox	**MR**	**5,291**	**60.9**	**- 13.9**
***William Heath**	**MR**	**5,194**	**59.8**	**- 14.5**
***Roy Edgley**	**MR**	**5,190**	**59.7**	**- 14.1**
***W. Smith**	**MR**	**5,190**	**59.7**	**- 14.0**
***C. Malcolm**	**MR**	**5,168**	**59.5**	**- 13.6**
E. Tidmarsh	**MR**	**5,087**	**58.5**	**- 14.2**
***F. East**	**MR**	**5,080**	**58.5**	**- 13.5**
Alfred H. Barton	Lab	3,602	41.5	+13.9
J. Drake	Lab	3,567	41.1	+13.8
F. Harris	Lab	3,507	40.4	+13.6
A. Talbot	Lab	3,504	40.3	+13.5
W. Hanton	Lab	3,502	40.3	+13.6
W. Iles	Lab	3,433	39.5	+13.9
E. Langford	Lab	3,430	39.5	+14.1
D. Norvall	Lab	3,379	38.9	+14.4
13.9% swing MR to Lab	Maj	1,787	20.5 ●	
		1,689	19.4 ●	
		1,592	18.3 ●	
		1,588	18.2 ●	
		1,588	18.2 ●	
		1,566	18.0 ●	
		1,485	17.0 ●	
		1,478	17.0 ●	

Southfield

GAIN 6

1945 electorate %turnout		23,856	40.3	+ 6.9
P. Stewart	**Lab**	**4,939**	**53.5**	**+ 9.4**
S. Church	**Lab**	**4,876**	**52.8**	**+13.1**
D. Coward	**Lab**	**4,848**	**52.5**	**+15.4**
C. Lewis	**Lab**	**4,815**	**52.1**	**+15.0**
P. Williams	**Lab**	**4,709**	**51.0**	**+13.9**
F. McKay	**Lab**	**4,701**	**50.9**	**+14.2**
C. Carter	MR	4,480	48.5	- 13.7
*H. Aram	MR	4,426	47.9	- 14.2
N. Rayner	MR	4,426	47.9	- 13.8
J. Clarke	MR	4,405	47.7	- 13.8
R. Hoare	MR	4,404	47.7	- 13.6
R. Collins	MR	4,392	47.5	- 12.0
13.5% swing MR to Lab	Maj	459	5.0 ●	
		396	4.3 ●	
		368	4.0 ●	
		335	3.6 ●	
		229	2.5 ●	
		221	2.4 ●	

Springfield

1945 electorate %turnout		22,804	41.9	- 5.4
L. Hollis	**Lab**	**5,663**	**52.3**	**+ 1.9**
G. Westlake	**Lab**	**5,626**	**51.9**	**+ 3.3**
Frederick Wells	**Lab**	**5,617**	**51.8**	**+ 3.4**
Amy E. Bush	**Lab**	**5,535**	**51.1**	**+ 2.9**
H. Handford	**Lab**	**5,534**	**51.1**	**+ 3.1**
J. Widdowson	**Lab**	**5,262**	**48.6**	**+ 0.6**
S. George	MR	3,447	31.8	- 20.8
D. Ellis	MR	3,399	31.4	- 20.7
*D. Croft	MR	3,391	31.3	- 19.9
L. Eyres	MR	3,370	31.1	- 19.9
*P. Symondson	MR	3,357	31.0	- 19.9
J. Young	MR	3,193	29.5	- 21.1
T. Gorringe	Comm	1,938	17.9	
11.45% swing MR to Lab	Maj	2,216	20.5 ●	
		2,179	20.1 ●	
		2,170	20.0 ●	
		2,088	19.3 ●	
		2,087	19.3 ●	
		1,815	16.8 ●	

Tooting

1945 electorate %turnout		19,780	38.1	- 0.6
Eleanor Goodrich	**Lab**	**5,203**	**71.6**	**+17.0**
***W. Corbet**	**Lab**	**5,181**	**71.3**	**+17.0**
J. Gregory	**Lab**	**5,117**	**70.4**	**+16.6**
A. Topple	**Lab**	**4,980**	**68.6**	**+15.1**
E. Randall	**Lab**	**4,978**	**68.5**	**+15.3**
E. Price	MR	2,285	31.5	- 16.6
J. Timmings	MR	2,229	30.7	- 15.8
R. Robinson	MR	2,154	29.7	- 16.5
A. Wilson	MR	2,137	29.4	- 15.8
P. Willis	MR	2,054	28.3	- 16.5
16.2% swing MR to Lab	Maj	2,918	40.1 ●	
		2,896	39.8 ●	
		2,832	38.9 ●	
		2,695	37.1 ●	
		2,693	37.0 ●	

Streatham

1945 electorate %turnout		49,434	37.5	+ 7.8
F. Campbell	**MR**	**10,606**	**58.8**	**- 22.1**
Sidney Rich	**MR**	**10,449**	**57.9**	**- 22.8**
J. Lousley	**MR**	**10,374**	**57.5**	**- 23.1**
J. Allen	**MR**	**10,319**	**57.2**	**- 22.7**
***G. Hill**	**MR**	**10,296**	**57.1**	**- 22.7**
Walter Charman	**MR**	**10,284**	**57.0**	**- 22.7**
***G. Marriott**	**MR**	**10,245**	**56.8**	**- 22.9**
G. Crawley	**MR**	**10,180**	**56.4**	**- 22.9**
J. Whitfield	**MR**	**10,073**	**55.8**	**- 23.2**
A. Bennett	Lab	6,412	35.5	+11.6
E. Everett	Lab	6,367	35.3	+14.8
C. Phillips	Lab	6,267	34.7	+14.6
H. Fowler	Lab	6,248	34.6	+14.6
P. Cremin	Lab	6,187	34.3	+19.4
E. Matthewson	Lab	6,179	34.2	+14.4
R. Robinson	Lab	6,074	33.7	+14.0
F. Killingbeck	Lab	5,982	33.2	+13.8
A. Simpson	Lab	5,973	33.1	+14.0
C. Remnant	L	2,432	13.5	
G. Brearley	L	1,650	9.1	
A. Wilson	L	1,516	8.4	
D. Stede	L	1,493	8.3	
R. Lydall	L	1,490	8.3	
E. Scarborough	L	1,458	8.1	
A. Gethin	L	1,301	7.2	
E. Punshon	L	1,277	7.1	
D. Pumfrett	L	1,266	7.0	
18.55% swing MR to Lab	Maj	4,194	23.3 ●	
		4,037	22.4 ●	
		3,962	22.0 ●	
		3,907	21.7 ●	
		3,884	21.6 ●	
		3,872	21.5 ●	
		3,833	21.3 ●	
		3,768	20.9 ●	
		3,661	20.3 ●	

Summary of election results

Battersea	Year	Elec	%Poll	MR	Lab	Comm	Ind
Bolingbroke	1945	11,237	37.8	33.3	46.1	20.6	
	1937	10,111	35.7	58.5	41.5		
Broomwood	1945	15,074	41.8	46.6	45.1		8.3
	1937	11,542	40.4	71.0	29.0		
Church	1945	7,633	34.2	17.9	82.1		
	1937	7,693	32.4	24.1	75.9		
Latchmere	1945	7,289	36.5	19.7	68.8		11.5
	1937	8,508	36.8	30.6	69.4		
Nine Elms	1945	7,764	29.5	10.9	66.7	22.4	
	1937	10,793	27.6	17.7	82.3		
Park	1945	6,067	36.6	37.3	62.7		
	1937	7,245	38.4	38.5	61.5		
St John	1945	4,897	30.8	26.9	73.1		
	1937	4,230	39.2	42.3	57.7		
Shaftesbury	1945	6,712	39.1	18.2	62.2	19.6	
	1937	6,844	40.4	28.9	71.1		
Winstanley	1945	7,240	30.3	8.6	91.4		
	1937	7,719	31.9	21.6	78.4		

Wandsworth	Year	Elec	%Poll	MR	Lab	L	Comm
Balham	1945	34,942	39.0	47.6	52.4		
	1937	28,684	33.5	63.5	36.5		
Clapham North	1945	16,126	37.8	22.8	50.5		26.6
	1937	14,351	36.2	53.7	46.3		
Clapham South	1945	22,763	33.6	38.0	62.0		
	1937	18,007	33.4	62.7	37.3		
Fairfield	1945	10,782	43.0	27.2	72.8		
	1937	10,250	46.2	45.4	54.6		
Putney	1945	24,803	36.6	59.8	40.2		
	1937	17,032	34.1	73.7	26.3		
Southfield	1945	23,856	40.3	47.9	52.1		
	1937	18,868	33.4	61.4	38.6		
Springfield	1945	22,804	41.9	31.0	51.1		17.9
	1937	18,211	47.3	51.4	48.6		
Streatham	1945	49,434	37.5	57.2	34.3	8.5	
	1937	38,399	29.7	80.0	20.0		
Tooting	1945	19,780	38.1	29.9	70.1		
	1937	16,528	38.7	46.1	53.9		

Councillors' majorities 1945

Battersea

1.	● C. Cooper	Broomwood	13	0.2
2.	● J. Morgan	Broomwood	17	0.2
3.	● Harbans Gulati	Broomwood	24	0.3
4.	● J. Freeman	Broomwood	77	1.3
5.	● K. Baker	Broomwood	114	1.7
6.	● F. Abbott	Broomwood	117	1.8
7.	● F. Abbott	Broomwood	122	1.9
8.	● H. Bowler	Broomwood	153	2.4
9.	● K.Kanngeisser	Bolingbroke	414	8.6
10.	● O. Leele	Bolingbroke	449	9.3
11.	● T. Keech	Bolingbroke	460	9.6
12.	● C. Young	Bolingbroke	528	11.0
13.	● William Wye	Bolingbroke	595	12.4
14.	● J. Farrant	Bolingbroke	646	13.4
15.	● A. Amey	Bolingbroke	659	13.7
16.	● F. Thomas	Park	492	23.3
17.	● H. Harrison	Park	507	24.0
18.	● F. Mullings	Park	514	24.3
19.	● J. Wilkie	Park	514	24.3
20.	● R. Dewar	Park	538	25.5
21.	● C. Davis	Park	538	25.5
22.	● A. Wye	Shaftesbury	1,136	39.5
23.	● H. Miles	Nine Elms	1,027	40.4
24.	● J. Slessinger	Nine Elms	1,048	41.2
25.	● A. Millen	Nine Elms	1,049	41.3
26.	● W. Croucher	Shaftesbury	1,212	42.2
27.	● W. Maile	Nine Elms	1,085	42.7
28.	● A. Smith	Nine Elms	1,087	42.8
29.	● E. Coles	Nine Elms	1,095	43.1
30.	● Elizabeth Cooper	Shaftesbury	1,240	43.2
31.	● W. Davis	St John	623	43.5
32.	● Bert Harrison	Shaftesbury	1,249	43.5
33.	● C. Lang	Shaftesbury	1,282	44.6
34.	● H. Halsey	Nine Elms	1,119	44.0
35.	● Fred Wingrove	Nine Elms	1,130	44.5
36.	● D. Varran	Latchmere	1,203	44.5
37.	● J. Pocknee	Latchmere	1,218	45.1
38.	● Sidney Sporle	St John	650	45.4
39.	● E. Stone	Latchmere	1,227	45.4
40.	● G. Wheeler	St John	657	45.9
41.	● Fred Humphrey	Latchmere	1,241	45.9
42.	● B. Johns	Nine Elms	1,200	47.2
43.	● Edgar Boys	Latchmere	1,334	49.4
44.	● Sidney Fussey	Latchmere	1,440	53.3
45.	● N. Roberts	Church	1,454	59.0
46.	● A. Knott	Church	1,456	59.1
47.	● George Meecham	Church	1,487	60.3
48.	● T. Hines	Church	1,540	62.5
49.	● Ellen Coles	Church	1,575	63.9
50.	● E. Fussey	Church	1,603	65.1
51.	● H. Lewin	Winstanley	1,654	80.7
52.	● Ruxton Kiloh	Winstanley	1,656	80.8
53.	● Hubert Harling	Winstanley	1,656	80.8
54.	● J. Lane	Winstanley	1,688	82.3
55.	● D. Gibbs	Winstanley	1,735	84.6

Wandsworth

1.	● A. Marks	Balham	168	1.3
2.	● F. McKay	Southfield	221	2.4
3.	● P. Williams	Southfield	229	2.5
4.	● T. McMahon	Balham	320	2.5
5.	● A. Manning	Balham	349	2.7
6.	● G. Stanley	Balham	396	3.0
7.	● W. Hedley	Balham	404	3.1
8.	● H. Parry	Balham	415	3.2
9.	● C. Lewis	Southfield	335	3.6
10.	● William Carnie	Balham	514	3.9
11.	● D. Coward	Southfield	368	4.0
12.	● S. Church	Southfield	396	4.3
13.	● J. Greystoke	Balham	588	4.5
14.	● H. Bennett	Balham	612	4.7
15.	● P. Stewart	Southfield	459	5.0
16.	● J. Widdowson	Springfield	1,815	16.8
17.	● F. East	Putney	1,478	17.0
18.	● E. Tidmarsh	Putney	1,485	17.0
19.	● B. Woods	Clapham North	1,276	17.3
20.	● C. Malcolm	Putney	1,566	18.0
21.	● W. Smith	Putney	1,588	18.2
22.	● Roy Edgley	Putney	1,588	18.2
23.	● William Heath	Putney	1,592	18.3
24.	● M. Kidd	Clapham South	1,459	19.1
25.	● H. Handford	Springfield	2,087	19.3
26.	● Amy Bush	Springfield	2,088	19.3
27.	● E. Cox	Putney	1,689	19.4
28.	● Max Nelson-Barrett	Clapham South	1,526	19.9
29.	● Fred Wells	Springfield	2,170	20.0
30.	● G. Westlake	Springfield	2,179	20.1
31.	● J. Whitfield	Streatham	3,661	20.3
32.	● A. Saltmash	Clapham South	1,572	20.5
33.	● W. Boniface	Putney	1,787	20.5
34.	● L.Hollis	Springfield	2,216	20.5
35.	● G. Crawley	Streatham	3,768	20.9
36.	● D. Llewellyn	Clapham South	1,616	21.1
37.	● G. Marriott	Streatham	3,833	21.3
38.	● J. Hayward	Clapham South	1,639	21.4
39.	● Walter Charman	Streatham	3,872	21.5
40.	● J. Devine	Clapham South	1,656	21.6
41.	● G. Hill	Streatham	3,884	21.6
42.	● J. Allen	Streatham	3,907	21.7
43.	● J. Lousley	Streatham	3,962	22.0
44.	● Sidney Rich	Streatham	4,037	22.4
45.	● J. Sellers	Clapham North	1,690	23.0
46.	● F. Campbell	Streatham	4,194	23.3
47.	● J. Satchwell	Clapham North	1,777	24.1
48.	● J. Sally	Clapham North	1,890	25.7
49.	● H. Mills	Clapham North	1,953	26.5
50.	● M. Llewellyn	Clapham North	1,968	26.7
51.	● E. Randall	Tooting	2,693	37.0
52.	● A. Topple	Tooting	2,695	37.1
53.	● J. Gregory	Tooting	2,832	38.9
54.	● W. Corbet	Tooting	2,896	39.8
55.	● Eleanor Goodrich	Tooting	2,918	40.1
56.	● J. James	Fairfield	1,961	43.7
57.	● G. Rowe	Fairfield	1,967	43.9
58.	● C. Shepherd	Fairfield	1,989	44.4
59.	● S. Hursey	Fairfield	2,037	45.4
60.	● H. Alexander	Fairfield	2,154	48.0

The boundary review of 1949

When Battersea borough was founded in 1900 its electorate was just 28,176. Wandsworth's was 36,689. By 1949, Battersea had 86,664 voters and Wandsworth 254,565. By the 1945 election, Fairfield had 5 councillors representing 10,782 voters while Southfield had 6 representing 23,856 and Streatham 9 representing a whopping 49,434. Things were a little better in Battersea but depopulating Nine Elms had 9 councillors for 7,764 voters while Broomwood had 8 councillors representing 15,074.

This electoral inequality had been addressed in a very minor way in 1925 (for Wandsworth) and 1934 (for Battersea) by reallocating the numbers of councillors each ward was allotted - but not altering any ward boundaries. When you have large numbers of councillors in each division that is easier to do but is a blunt tool to fix a more complex problem. That was why a boundary review was long overdue.

In Battersea, nine wards with up to nine councillors were replaced by sixteen wards: ten with 3 councillors, five with 4 and one (Nightingale) with 5. Wandsworth also swept away its nine wards and replaced them with twenty, all 3-councillor.

The most radical changes were in the Streatham area where the old, single ward covering that whole neighbourhood was split into six, give or take - including Furzedown. Putney,which started off with just two wards now had four; Tooting got a new ward called Tooting, which was mostly not the old Tooting ward: that became Graveney.

Had the new wards existed in 1945 they'd likely have voted:

Battersea

Labour (44)

Bolingbroke: 3 seats, Broomwood: 3, Church: 4, Latchmere: 4, Newtown: 3, Nine Elms: 3, Park: 4, Queenstown: 4, St John: 4, Shaftesbury: 3, Stormont: 3, Vicarage: 3, Winstanley: 3

Conservatives (11)

Lavender: 3 seats, Nightingale: 5, Thornton: 3

Wandsworth

Labour (27)

Clapham North: 3, Earlsfield: 3, Fairfield: 3, Graveney: 3, Larkhall: 3, Southfield: 3, Springfield: 3, Thornton: 3, Tooting: 3

Conservatives (33)

Balham: 3 seats, Bedford: 3, Clapham Park: 3, Furzedown: 3, Putney: 3, St Leonard's: 3, Streatham Common: 3, Streatham Hill: 3, Streatham South: 3, Thamesfield: 3, West Hill: 3

The breaking up of the Streatham ward into several smaller but equally Conservative wards may well have changed control of

Battersea

Old ward	New ward	split
Bolingbroke	Bolingbroke	26%
	Lavender	31%
	Stormont	43%
Broomwood	Broomwood	22%
	Nightingale	51%
	Thornton	27%
Church	Church	81%
	Vicarage	19%
Latchmere	Latchmere	86%
	Park	14%
Nine Elms	Nine Elms	41%
	Queenstown	59%
Park	Newtown	39%
	Park	61%
St John	St John	100%
Shaftesbury	Shaftesbury	100%
Winstanley	Vicarage	28%
	Winstanley	72%

Wandsworth

Old ward	New ward	split
Balham	Balham	33%
	Bedford	39%
	Thornton	0%
	Tooting	28%
Clapham North	Clapham North	35%
	Larkhall	65%
Clapham South	Clapham North	12%
	Clapham Park	44%
	Thornton	44%
Fairfield	Fairfield	100%
Putney	Putney	50%
	Thamesfield	50%
Southfield	Putney	4%
	Southfield	52%
	Thamesfield	10%
	West Hill	34%
Springfield	Earlsfield	49%
	Springfield	51%
Streatham	Furzedown	21%
	St Leonard's	19%
	Streatham Common	17%
	Streatham Hill	25%
	Streatham South	18%
Tooting	Graveney	74%
	Tooting	26%

Map of wards 1949-1964

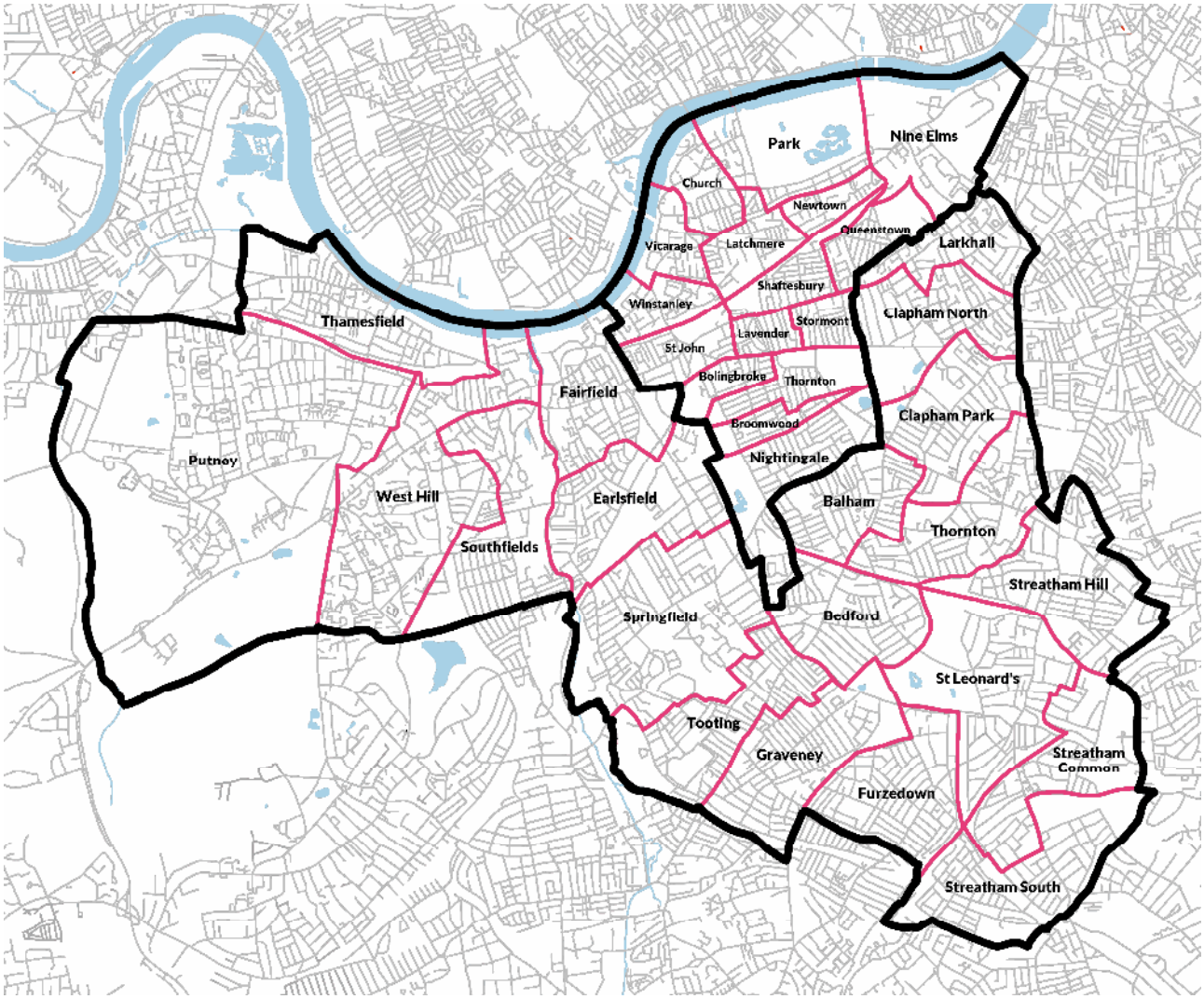

1949

boundary changes

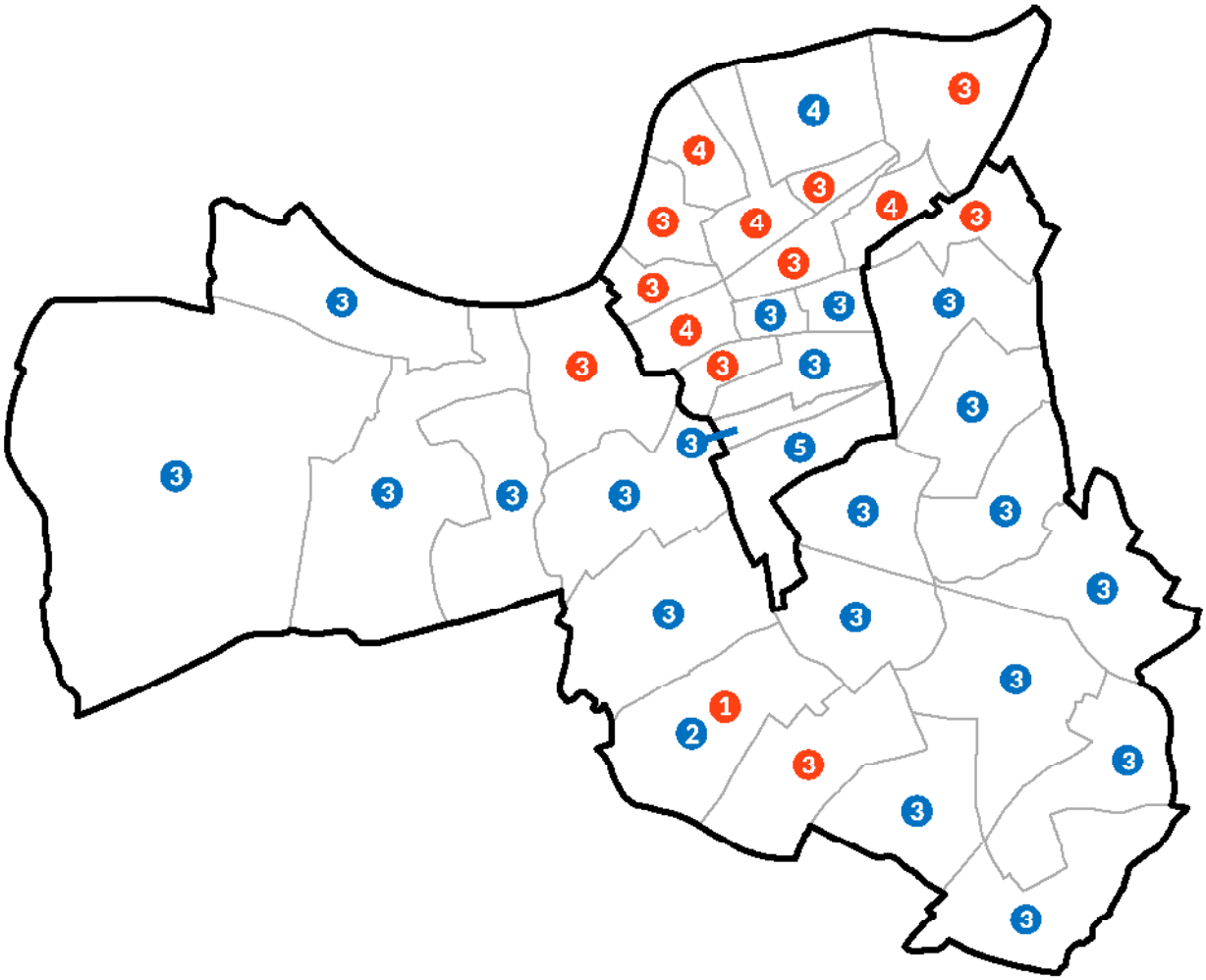

Battersea

Labour	34
Conservatives	21

Wandsworth

Conservatives	50
Labour	10

Bolingbroke

1949 electorate %turnout		3,348	40.6
***A. Amey**	**Lab**	**712**	**53.9**
S. Cooper	**Lab**	**711**	**53.9**
W. Simkin	**Lab**	**701**	**53.1**
T. Penney	Con	626	47.4
E. Trigg	Con	607	46.0
E. Sullivan	Con	604	45.7
	Maj	86	6.5 ●
		85	6.5 ●
		75	5.7 ●

Broomwood

1949 electorate %turnout		3,784	53.1
K. Dennis	**Con**	**1,178**	**58.5**
P. Howard	**Con**	**1,170**	**58.1**
L. Inkster	**Con**	**1,162**	**57.7**
H. Eatherley	Lab	848	42.1
E. Wren	Lab	843	41.9
P. Rocke	Lab	836	41.5
	Maj	330	16.4 ●
		322	16.0 ●
		314	15.6 ●

Church

1949 electorate %turnout		6,166	35.7
***George Meecham**	**Lab**	**1,408**	**66.1**
***A. Knott**	**Lab**	**1,404**	**65.9**
***N. Roberts**	**Lab**	**1,401**	**65.8**
***E. Fussey**	**Lab**	**1,397**	**65.6**
F. Hughes	Con	752	35.3
T. Kent	Con	736	34.5
A. Simper	Con	723	33.9
W. Starks	Con	700	32.9
	Maj	656	30.8 ●
		652	30.6 ●
		649	30.5 ●
		645	30.3 ●

Latchmere

1949 electorate %turnout		6,679	37.6
Douglas Prichard	**Lab**	**1,704**	**71.2**
***Sidney Fussey**	**Lab**	**1,688**	**70.5**
***Frederick Humphrey**	**Lab**	**1,662**	**69.4**
***Edgar Boys**	**Lab**	**1,586**	**66.3**
M. Bund	Con	757	31.6
T. Cooper	Con	733	30.6
J. Searle	Con	729	30.5
Ernest W. Sendall	Con	714	29.8
	Maj	947	39.6 ●
		931	38.9 ●
		905	37.8 ●
		829	34.7 ●

Lavender

1949 electorate %turnout		4,056	49.7
I. Samuel	**Con**	**1,222**	**62.1**
A. Ward	**Con**	**1,208**	**61.4**
Barbara Hayr	**Con**	**1,183**	**60.2**
D. Rappaport	Lab	776	39.5
T. Hines	Lab	768	39.1
A. Rignall	Lab	743	37.8
	Maj	446	22.6 ●
		432	21.9 ●
		407	20.7 ●

Newtown

1949 electorate %turnout		4,058	33.7
Leslie Goodwin	**Lab**	**985**	**74.0**
C. Davis	**Lab**	**978**	**73.5**
Walter Malins	**Lab**	**967**	**72.7**
F. Edwards	Con	368	27.6
I. Homer	Con	355	26.7
P. Butler	Con	340	25.5
	Maj	617	46.4 ●
		610	45.9 ●
		599	45.1 ●

Nightingale

1949 electorate %turnout		8,810	50.6
F. Cole	**Con**	**3,053**	**70.0**
T. Doig	**Con**	**3,052**	**70.0**
G. Smith	**Con**	**3,043**	**69.8**
***F. Abbott**	**Con**	**3,033**	**69.6**
R. Nunn	**Con**	**3,029**	**69.5**
L. Allen	Lab	1,373	31.5
O. Burridge	Lab	1,336	30.6
L. Moyle	Lab	1,310	30.0
A. Simper	Lab	1,297	29.7
H. Stanford	Lab	1,276	29.3
	Maj	1,680	38.5 ●
		1,679	38.5 ●
		1,670	38.3 ●
		1,660	38.1 ●
		1,656	38.0 ●

Nine Elms

1949 electorate %turnout		4,704	30.2
J. Halsey	**Lab**	**1,040**	**75.9**
***B. Johns**	**Lab**	**1,036**	**75.7**
***A. Smith**	**Lab**	**974**	**71.1**
R. Bates	Con	295	21.5
B. Cox	Con	289	21.1
E. Johnstone	Con	285	20.8
W. Johnstone	Comm	70	5.1
L. Clark	Comm	68	5.0
S. Gathercole	Comm	51	3.7
	Maj	745	54.4 ●
		741	54.2 ●
		679	49.6 ●

Park

1949 electorate %turnout		6,263	45.0
W. Jones	**Con**	**1,623**	**58.9**
F. Wainwright	**Con**	**1,611**	**58.5**
J. Wedgewood	**Con**	**1,597**	**58.0**
Harry W. Sendall	**Con**	**1,595**	**57.9**
*E. Coles	Lab	1,184	43.0
P. Marks	Lab	1,166	42.3
L. Maxfield	Lab	1,155	41.9
L. Blackwell	Lab	1,088	39.5
	Maj	439	15.9 ●
		427	15.5 ●
		413	15.0 ●
		411	14.9 ●

Queenstown

1949 electorate %turnout		6,781	35.2
A. Humphrey	**Lab**	**1,649**	**71.7**
W. Kimber	**Lab**	**1,629**	**70.8**
***Frederick Wingrove**	**Lab**	**1,607**	**69.9**
***W. Maile**	**Lab**	**1,598**	**69.4**
S. Kerridge	Con	613	26.7
E. Semmons	Con	588	25.6
J. Watkins	Con	585	25.4
J. Bardwell	Con	559	24.3
John Evans	Comm	99	4.3
E. Hunt	Comm	98	4.3
V. Cornelius	Comm	91	4.0
B. Welling	Comm	84	3.7
	Maj	1,036	45.0 ●
		1,016	44.1 ●
		994	43.2 ●
		985	42.7 ●

St John

1949 electorate %turnout		5,899	45.5
C. Bennett	**Lab**	**1,538**	**59.0**
W. May	**Lab**	**1,520**	**58.2**
***Sidney Sporle**	**Lab**	**1,520**	**58.2**
***William Wye**	**Lab**	**1,519**	**58.2**
B. Burbidge	Con	1,096	42.1
C. North	Con	1,087	41.7
A. Brown	Con	1,083	41.5
W. Drake	Con	1,068	41.0
	Maj	442	16.9 ●
		424	16.0 ●
		424	16.0 ●
		423	16.0 ●

Shaftesbury

1949 electorate %turnout		5,561	45.3
***C. Lang**	**Lab**	**1,456**	**58.9**
Elizabeth Cooper	**Lab**	**1,445**	**58.4**
***Herbert Harrison**	**Lab**	**1,441**	**58.3**
A. Grainger	Con	1,036	41.9
A. Marshall	Con	1,023	41.4
E. Matthews	Con	1,020	41.2
	Maj	420	17.0 ●
		409	16.5 ●
		405	16.4 ●

Stormont

1949 electorate %turnout		5,637	50.8
Gwynneth A. Morgan	**Con**	**1,581**	**56.1**
A. Ward	**Con**	**1,559**	**55.3**
F. Banwell	**Con**	**1,553**	**55.1**
H. Hughes	Lab	1,274	45.2
B. Thomas	Lab	1,250	44.4
Sidney E. Paul	Lab	1,237	43.9
	Maj	307	10.9 ●
		285	10.1 ●
		279	9.9 ●

Vicarage

1949 electorate %turnout		5,075	33.7
J. Lane	**Lab**	**1,327**	**79.8**
J. Lane	**Lab**	**1,323**	**79.6**
C. Spring	**Lab**	**1,261**	**75.8**
A. Ritchie	Con	381	22.9
J. Ritchie	Con	353	21.2
E. Barnard	Con	343	20.6
	Maj	946	56.9 ●
		942	56.7 ●
		880	52.9 ●

Thornton

1949 electorate %turnout		4,609	50.5
A. Green	**Con**	**1,505**	**65.6**
T. Ireland	**Con**	**1,493**	**65.1**
I. Mayor	**Con**	**1,492**	**65.1**
F. Griffin	Lab	807	35.2
*F. Kanngeisser	Lab	796	34.7
R. Carnall	Lab	786	34.3
	Maj	698	30.4 ●
		686	29.9 ●
		685	29.9 ●

Winstanley

1949 electorate %turnout		5,233	29.3
***Ruxton Kiloh**	**Lab**	**1,184**	**79.7**
Hubert Harling	**Lab**	**1,181**	**79.5**
A. Sowle	**Lab**	**1,167**	**78.6**
V. Pither	Con	229	15.4
H. Pratt	Con	224	15.1
E. Butcher	Con	222	14.9
J. Lye	Comm	98	6.6
E. Budd	Comm	77	5.2
H. Wale	Comm	75	5.0
	Maj	955	64.3 ●
		952	64.1 ●
		938	63.2 ●

Balham

1949 electorate %turnout		11,864	46.3
C. Annable	**Con**	**3,063**	**56.4**
F. Ellis	**Con**	**3,058**	**56.3**
Geoffrey Shrubsall	**Con**	**3,017**	**55.5**
H. Martineau	Lab	2,000	36.8
*W. Hedley	Lab	1,992	36.7
J. Pointing	Lab	1,865	34.3
J. Davies	L	323	5.9
B. Pointer	Comm	241	4.4
K. Hance	L	239	4.4
E. Smith	L	237	4.4
W. John	Comm	131	2.4
P. Wall	Comm	131	2.4
	Maj	1,063	19.6 ●
		1,058	19.5 ●
		1,017	18.7 ●

Bedford

1949 electorate %turnout		14,237	51.2
Ronald Ash	**Con**	**4,954**	**66.0**
J. Timmings	**Con**	**4,916**	**65.5**
William Willison	**Con**	**4,830**	**64.3**
W. McFarlane	Lab	2,053	27.3
R. White	Lab	2,024	27.0
E. Wolpers	Lab	1,943	25.9
C. Taylor	L	603	8.0
	Maj	2,901	38.7 ●
		2,863	38.2 ●
		2,777	37.0 ●

Clapham North

1949 electorate %turnout		12,013	42.6
R. Glaze	**Con**	**2,760**	**55.0**
W. Greener	**Con**	**2,730**	**54.4**
Christine Callingham	**Con**	**2,648**	**52.8**
T. Griffiths	Lab	2,189	43.7
C. Lawrence	Lab	2,136	42.6
*J. Satchwell	Lab	2,117	42.2
D. Martin	Comm	183	3.6
J. Hunter	Comm	144	2.9
C. Hoptroff	Comm	137	2.7
	Maj	571	11.3 ●
		541	10.7 ●
		459	9.1 ●

Clapham Park

1949 electorate %turnout		13,151	47.5
Thomas Rowlands	**Con**	**3,921**	**62.8**
J. Kidd	**Con**	**3,901**	**62.4**
W. Clark	**Con**	**3,865**	**61.9**
*J. Devine	Lab	2,027	32.4
G. Mitchell	Lab	2,005	32.1
R. Turner	Lab	1,919	30.7
S. Stevens	L	397	6.4
G. Thornton	L	340	5.4
	Maj	1,894	30.4 ●
		1,874	30.0 ●
		1,838	29.5 ●

Earlsfield

1949 electorate %turnout		12,707	44.3
B. Ford	**Con**	**2,800**	**50.5**
H. Harris	**Con**	**2,772**	**50.0**
J. Young	**Con**	**2,706**	**48.8**
*Amy E. Bush	Lab	2,688	48.5
*F. McKay	Lab	2,627	47.4
G. Morgan	Lab	2,612	47.1
B. Brightley	Comm	154	2.8
J. Paterson	Comm	150	2.7
F. Styles	Comm	134	2.4
	Maj	112	2.0 ●
		84	1.5 ●
		18	0.3 ●

Fairfield

1949 electorate %turnout		12,089	41.7
***H. Alexander**	**Lab**	**2,681**	**54.3**
***J. James**	**Lab**	**2,614**	**52.9**
***Alfred A. Loughton**	**Lab**	**2,589**	**52.4**
P. Starkey	Con	2,315	46.9
R. Callen	Con	2,313	46.8
B. Tweed	Con	2,301	46.6
	Maj	366	7.4 ●
		299	6.0 ●
		274	5.5 ●

Furzedown

1949 electorate %turnout		12,273	44.4
C. Morris	**Con**	**3,228**	**59.5**
G. Norris	**Con**	**3,215**	**59.2**
W. Cubitt	**Con**	**3,212**	**59.2**
W. Toynbee	Lab	1,816	33.5
F. Towner	Lab	1,805	33.3
E. Horstead	Lab	1,736	32.0
J. Woodward	L	300	5.5
G. Brearley	L	278	5.1
B. Brewster	Comm	160	2.9
D. Moran	Comm	145	2.7
F. Langdon	Comm	99	1.8
	Maj	1,412	26.0 ●
		1,399	25.7 ●
		1,396	25.7 ●

Graveney

1949 electorate %turnout		14,555	47.1
***W. Corbet**	**Lab**	**3,572**	**52.9**
***G. Stanley**	**Lab**	**3,501**	**51.9**
William A. Carnie	**Lab**	**3,495**	**51.8**
George Dimond	Con	3,272	48.5
B. Bishop	Con	3,213	47.6
S. Bull	Con	3,191	47.3
	Maj	300	4.4 ●
		229	3.4 ●
		223	3.3 ●

Larkhall

1949 electorate %turnout		10,527	42.9
***M. Llewellyn**	**Lab**	**2,445**	**55.4**
H. Miles	**Lab**	**2,412**	**54.6**
***J. Sellers**	**Lab**	**2,396**	**54.3**
P. Peacock	Con	1,856	42.0
A. Cowie	Con	1,801	40.8
R. Hart	Con	1,778	40.3
M. Styles	Comm	206	4.7
E. Driscoll	Comm	184	4.2
G. Draper	Comm	164	3.7
	Maj	589	13.4 ●
		556	12.6 ●
		540	12.3 ●

Putney

1949 electorate %turnout		14,745	47.8
Olive Haines	**Con**	**5,326**	**76.8**
***W. Boniface**	**Con**	**5,283**	**76.2**
***Roy Edgley**	**Con**	**5,257**	**75.8**
S. Henderson	Lab	1,665	24.0
*L. Hollis	Lab	1,638	23.6
D. Dean	Lab	1,625	23.4
	Maj	3,661	52.8 ●
		3,618	52.2 ●
		3,592	51.8 ●

St Leonard's

1949 electorate %turnout		10,876	44.9
***Sidney Rich**	**Con**	**3,911**	**80.0**
C. Palmer	**Con**	**3,878**	**79.4**
A. Arseneault	**Con**	**3,840**	**78.6**
G. Griffiths	Lab	741	15.2
J. Bowes	Lab	717	14.7
F. Shilstone	Lab	716	14.7
E. Mackie	L	288	5.9
E. Hall	L	279	5.7
	Maj	3,170	64.8 ●
		3,137	64.2 ●
		3,099	63.4 ●

Southfield

1949 electorate %turnout		13,246	43.5
F. Bullock	**Con**	**3,047**	**53.6**
E. Mathias	**Con**	**3,039**	**53.5**
G. Arnold	**Con**	**3,034**	**53.4**
A. Pope	Lab	2,244	39.5
*P. Stewart	Lab	2,237	39.4
*S. Church	Lab	2,224	39.1
H. Barton	L	439	7.7
E. Sharpe	L	426	7.5
J. James	L	362	6.4
	Maj	803	14.1 ●
		795	14.0 ●
		790	13.9 ●

Springfield

1949 electorate %turnout		12,906	49.4
Marguerita B. Sherwood	**Con**	**3,568**	**56.7**
C. Brackstone	**Con**	**3,550**	**56.4**
C. Quinnell	**Con**	**3,548**	**56.4**
*J. Widdowson	Lab	2,763	43.9
*Frederick G. Wells	Lab	2,726	43.3
*H. Handford	Lab	2,720	43.2
	Maj	805	12.8 ●
		787	12.5 ●
		785	12.5 ●

Streatham Common

1949 electorate %turnout		9,590	41.6
T. Masters	**Con**	**2,884**	**73.2**
C. Norris	**Con**	**2,879**	**73.1**
G. Corner	**Con**	**2,805**	**71.2**
E. Shilstone	Lab	811	20.6
F. Reid	Lab	797	20.2
C. Fryer	Lab	790	20.1
C. Nicklin	L	294	7.5
L. Ford	L	278	7.1
P. Ford	L	278	7.1
	Maj	2,073	52.6 ●
		2,068	52.5 ●
		1,994	50.6 ●

Streatham Hill

1949 electorate %turnout		14,095	44.9
P. Gale	**Con**	**4,844**	**76.5**
R. Vince	**Con**	**4,832**	**76.3**
P. Hadrill	**Con**	**4,809**	**76.0**
M. Baron	Lab	1,222	19.3
T. Healy	Lab	1,203	19.0
W. Morley	Lab	1,187	18.7
W. McIntosh	L	304	4.8
L. Portallion	L	293	4.6
	Maj	3,622	57.2 I
		3,610	57.0 I
		3,587	56.7 I

Streatham South

1949 electorate %turnout		10,423	45.8
S. Mills	**Con**	**3,162**	**67.4**
H. Wates	**Con**	**3,127**	**66.6**
J. Allan	**Con**	**3,085**	**65.7**
E. Lawrence	Lab	1,163	24.8
*A. Marks	Lab	1,150	24.5
J. Gibson	Lab	1,147	24.4
A. Wilson	L	442	9.4
H. Perkins	L	421	9.0
E. Codd	L	386	8.2
	Maj	1,999	42.6 ●
		1,964	41.8 ●
		1,922	40.9 ●

Thamesfield

1949 electorate %turnout		14,912	42.1
***William Heath**	**Con**	**4,012**	**65.9**
J. Sluter	**Con**	**3,917**	**64.3**
Francis Snary	**Con**	**3,883**	**63.8**
Alfred H. Barton	Lab	2,208	36.3
V. Semmens	Lab	2,131	35.0
J. Bashford	Lab	2,121	34.8
	Maj	1,804	29.6 ●
		1,709	28.0 ●
		1,675	27.5 ●

Thornton

1949 electorate %turnout		13,408	46.5
W. Whittington	**Con**	**3,144**	**51.2**
D. Williams	**Con**	**3,123**	**50.9**
R. Freeman	**Con**	**3,120**	**50.9**
*Maxwell Nelson-Barrett	Lab	2,623	42.8
R. Arkley	Lab	2,613	42.6
*J. Hayward	Lab	2,594	42.3
J. Richards	L	452	7.4
D. Capon	L	383	6.2
A. Keen	L	353	5.8
	Maj	521	8.4 ●
		500	8.1 ●
		497	8.1 ●

Tooting

1949 electorate %turnout		15,222	42.6
G. Davies	**Con**	**3,318**	**52.2**
T. Adams	**Lab**	**3,214**	**50.6**
G. Venn	**Con**	**3,198**	**50.4**
N. Roden	Con	3,184	50.1
L. Hawke	Lab	3,114	49.0
A. Wilson	Lab	3,026	47.6
	Maj	204	3.2 ●
		30	0.5 ●
		84	1.4 ●

West Hill

1949 electorate %turnout		11,726	45.7
M. Brown	**Con**	**3,952**	**74.7**
D. Andrews	**Con**	**3,936**	**74.4**
H. Berg	**Con**	**3,921**	**74.1**
F. Fogarty	Lab	1,365	25.8
M. Higgins	Lab	1,352	25.6
L. Leech	Lab	1,338	25.3
	Maj	2,587	48.9 ●
		2,571	48.6 ●
		2,556	48.3 ●

Summary of election results: 1949

Battersea	Year	Elec	%Poll	Con	Lab	Comm	Ind
Bolingbroke	1949	3,348	40.6	46.4	53.6		
Broomwood	1949	3,784	53.1	58.1	41.9		
Church	1949	6,166	35.7	34.1	65.9		
Latchmere	1949	6,679	37.6	30.6	69.4		
Lavender	1949	4,056	49.7	61.2	38.8		
Newtown	1949	4,058	33.7	26.6	73.4		
Nightingale	1949	8,810	50.6	69.8	30.2		
Nine Elms	1949	4,704	30.2	21.1	74.2	4.6	
Park	1949	6,263	45.0	58.3	41.7		
Queenstown	1949	6,781	35.2	25.5	70.5	4.0	
St John	1949	5,899	45.5	41.6	58.4		
Shaftesbury	1949	5,561	45.3	41.5	58.5		
Stormont	1949	5,637	50.8	55.5	44.5		
Thornton	1949	4,609	50.5	65.3	34.7		
Vicarage	1949	5,075	33.7	21.6	78.4		
Winstanley	1949	5,233	29.3	15.1	79.3	5.6	

Wandsworth	Year	Elec	%Poll	Con	Lab	L	Comm
Balham	1949	11,864	46.3	56.1	35.9	4.9	3.1
Bedford	1949	14,237	51.2	65.3	26.7	8.0	
Clapham North	1949	12,013	42.6	54.1	42.8		3.1
Clapham Park	1949	13,151	47.5	62.4	31.7	5.9	
Earlsfield	1949	12,707	44.3	49.8	47.6	2.6	
Fairfield	1949	12,089	41.7	46.8	53.2		
Furzedown	1949	12,273	44.4	59.3	32.9	5.3	2.5
Graveney	1949	14,555	47.1	47.8	52.2		
Larkhall	1949	10,527	42.9	41.0	54.8		4.2
Putney	1949	14,745	47.8	76.3	23.7		
St Leonard's	1949	10,876	44.9	79.3	14.9	5.8	
Southfield	1949	13,246	43.5	53.5	39.3	7.2	
Springfield	1949	12,906	49.4	56.5	43.5		
Streatham Common	1949	9,590	41.6	72.5	20.3	7.2	
Streatham Hill	1949	14,095	44.9	76.3	19.0	4.7	
Streatham South	1949	10,423	45.8	66.6	24.6	8.9	
Thamesfield	1949	14,912	42.1	64.7	35.3		
Thornton	1949	13,408	46.5	51.0	42.6	6.4	
Tooting	1949	15,222	42.6	50.9	49.1		
West Hill	1949	11,726	45.7	74.4	25.6		

Councillors' majorities 1949

Battersea

1.	● W. Simkin	Bolingbroke	75	5.7
2.	● S. Cooper	Bolingbroke	85	6.5
3.	● A. Amey	Bolingbroke	86	6.5
4.	● F. Banwell	Stormont	279	9.9
5.	● A. Ward	Stormont	285	10.1
6.	● Gwynneth Morgan	Stormont	307	10.9
7.	● Harry Sendall	Park	411	14.9
8.	● J. Wedgewood	Park	413	15.0
9.	● F. Wainwright	Park	427	15.5
10.	● L. Inkster	Broomwood	314	15.6
11.	● W. Jones	Park	439	15.9
12.	● P. Howard	Broomwood	322	16.0
13.	● William Wye	St John	423	16.0
14.	● Sidney Sporle	St John	424	16.0
15.	● W. May	St John	424	16.0
16.	● Bert Harrison	Shaftesbury	405	16.4
17.	● Elizabeth Cooper	Shaftesbury	409	16.5
18.	● C. Bennett	St John	442	16.9
19.	● C.Lang	Shaftesbury	420	17.0
20.	● K. Dennis	Broomwood	330	16.4
21.	● Barbara Hayr	Lavender	407	20.7
22.	● A. Ward	Lavender	432	21.9
23.	● I. Samuel	Lavender	446	22.6
24.	● I. Mayor	Thornton	685	29.9
25.	● T. Ireland	Thornton	686	29.9
26.	● E. Fussey	Church	645	30.3
27.	● A. Green	Thornton	698	30.4
28.	● N. Roberts	Church	649	30.5
29.	● A. Knott	Church	652	30.6
30.	● George Meecham	Church	656	30.8
31.	● Edgar Boys	Latchmere	829	34.7
32.	● Frederick Humphrey	Latchmere	905	37.8
33.	● R. Nunn	Nightingale	1,656	38.0
34.	● F. Abbott	Nightingale	1,660	38.1
35.	● G. Smith	Nightingale	1,670	38.3
36.	● T. Doig	Nightingale	1,679	38.5
37.	● F.Cole	Nightingale	1,680	38.5
38.	● Sidney Fussey	Latchmere	931	38.9
39.	● Douglas Prichard	Latchmere	947	39.6
40.	● W. Maile	Queenstown	985	42.7
41.	● Frederick Wingrove	Queenstown	994	43.2
42.	● W. Kimber	Queenstown	1,016	44.1
43.	● A. Humphrey	Queenstown	1,036	45.0
44.	● Walter Malins	Newtown	599	45.1
45.	● C. Davis	Newtown	610	45.9
46.	● Leslie Godwin	Newtown	617	46.4
47.	● A. Smith	Nine Elms	679	49.6
48.	● B. Johns	Nine Elms	741	54.2
49.	● J. Halsey	Nine Elms	745	54.4
50.	● C. Spring	Vicarage	880	52.9
51.	● J. Lane	Vicarage	942	56.7
52.	● J. Lane	Vicarage	946	56.9
53.	● A. Sowle	Winstanley	938	63.2
54.	● Hubert Harling	Winstanley	952	64.1
55.	● Ruxton Kiloh	Winstanley	955	64.3

Wandsworth

1.	● J. Young	Earlsfield	18	0.3
2.	● T. Adams	Tooting	30	0.5
3.	● G. Venn	Tooting	84	1.4
4.	● H. Harris	Earlsfield	84	1.5
5.	● B. Ford	Earlsfield	112	2.0
6.	● G. Davies	Tooting	204	3.2
7.	● William Carnie	Graveney	223	3.3
8.	● G. Stanley	Graveney	229	3.4
9.	● W. Corbet	Graveney	300	4.4
10.	● Alf Loughton	Fairfield	274	5.5
11.	● J. James	Fairfield	299	6.0
12.	● H. Alexander	Fairfield	366	7.4
13.	● R. Freeman	Thornton	497	8.1
14.	● D. Williams	Thornton	500	8.1
15.	● W.Whittington	Thornton	521	8.4
16.	● Christine Callingham	Clapham North	459	9.1
17.	● W. Greener	Clapham North	541	10.7
18.	● R. Glaze	Clapham North	571	11.3
19.	● J. Sellers	Larkhall	540	12.3
20.	● C. Quinnell	Springfield	785	12.5
21.	● C. Brackstone	Springfield	787	12.5
22.	● H. Miles	Larkhall	556	12.6
23.	● Marguerita Sherwood	Springfield	805	12.8
24.	● M. Llewellyn	Larkhall	589	13.4
25.	● G. Arnold	Southfield	790	13.9
26.	● E. Mathias	Southfield	795	14.0
27.	● F. Bullock	Southfield	803	14.1
28.	● Geoffrey Shrubsall	Balham	1,017	18.7
29.	● F. Ellis	Balham	1,058	19.5
30.	● C. Annable	Balham	1,063	19.6
31.	● W. Cubitt	Furzedown	1,396	25.7
32.	● G. Norris	Furzedown	1,399	25.7
33.	● C. Morris	Furzedown	1,412	26.0
34.	● Francis Snary	Thamesfield	1,675	27.5
35.	● J. Sluter	Thamesfield	1,709	28.0
36.	● W. Clark	Clapham Park	1,838	29.5
37.	● William Heath	Thamesfield	1,804	29.6
38.	● J. Kidd	Clapham Park	1,874	30.0
39.	● Thomas Rowlands	Clapham Park	1,894	30.4
40.	● William Willison	Bedford	2,777	37.0
41.	● J. Timmings	Bedford	2,863	38.2
42.	● Ronald Ash	Bedford	2,901	38.7
43.	● J. Allan	Streatham South	1,922	40.9
44.	● H. Wates	Streatham South	1,964	41.8
45.	● S. Mills	Streatham South	1,999	42.6
46.	● H. Berg	West Hill	2,556	48.3
47.	● D. Andrews	West Hill	2,571	48.6
48.	● M. Brown	West Hill	2,587	48.9
49.	● G. Corner	Streatham Common	1,994	50.6
50.	● Roy Edgley	Putney	3,592	51.8
51.	● W. Boniface	Putney	3,618	52.2
52.	● C. Norris	Streatham Common	2,068	52.5
53.	● T. Masters	Streatham Common	2,073	52.6
54.	● Olive Haines	Putney	3,661	52.8
55.	● P. Hadrill	Streatham Hill	3,587	56.7
56.	● R. Vince	Streatham Hill	3,610	57.0
57.	● P. Gale	Streatham Hill	3,622	57.2
58.	● A. Arseneault	St Leonard's	3,099	63.4
59.	● C. Palmer	St Leonard's	3,137	64.2
60.	● Sidney Rich	St Leonard's	3,170	64.8

1953

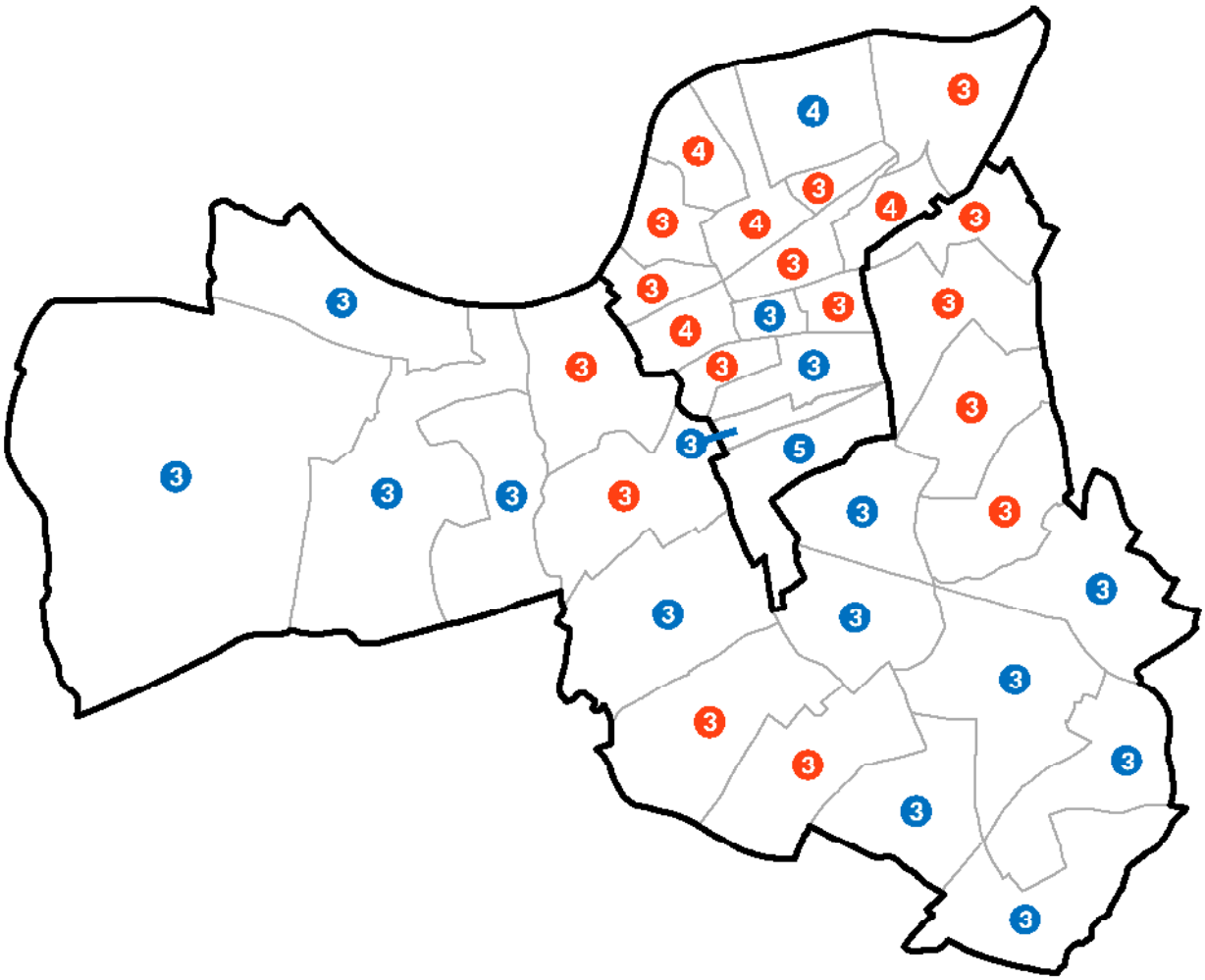

Battersea

Labour	37
Conservatives	18

Wandsworth

Conservatives	36
Labour	24

Bolingbroke

1953 electorate %turnout		3,230	52.7	+12.1
P. Mitchell	**Lab**	**828**	**49.8**	**- 4.1**
R. Jukes	**Lab**	**821**	**49.4**	**- 4.5**
E. Park	**Lab**	**792**	**47.7**	**- 5.4**
E. Whybrow	Con	662	39.8	- 7.6
E. Thomas	Con	633	38.1	- 7.9
L. Eastern	Con	627	37.7	- 8.0
G. Pedrick	L	209	12.6	
T. Lamb	L	205	12.3	
1.65% swing Con to Lab	Maj	166	10.0 ●	
		159	9.6 ●	
		130	7.9 ●	

Broomwood

1953 electorate %turnout		3,652	56.3	+ 3.2
K. Baker	**Con**	**948**	**47.5**	**- 11.0**
H. Ashby	**Con**	**911**	**45.7**	**- 12.4**
M. Shrimpton	**Con**	**907**	**45.5**	**- 12.2**
Norman G.M. Prichard	Lab	842	42.2	+ 0.1
William F.R. Stephens	Lab	842	42.2	+ 0.3
*A. Smith	Lab	834	41.8	+ 0.3
L. James	L	246	12.3	
Basil Weekley	L	229	11.5	
C. Maloney	L	225	11.3	
6.05% swing Con to Lab	Maj	106	5.3 ●	
		69	3.5 ●	
		65	3.3 ●	

Church

1953 electorate %turnout		6,091	32.7	- 3.0
***E. Fussey**	**Lab**	**1,441**	**76.1**	**+10.0**
***A. Knott**	**Lab**	**1,433**	**75.7**	**+ 9.8**
James A. Golding	**Lab**	**1,415**	**74.7**	**+ 8.9**
***George Meecham**	**Lab**	**1,397**	**73.8**	**+ 8.2**
R. Harman	Con	497	26.2	- 9.1
H. Moss	Con	472	24.9	- 9.6
A. Ritchie	Con	468	24.7	- 9.2
M. Percival	Con	452	23.9	- 9.0
9.2% swing Con to Lab	Maj	944	49.9 ●	
		936	49.5 ●	
		918	48.5 ●	
		900	47.6 ●	

Latchmere

1953 electorate %turnout		6,445	34.8	- 2.8
***Douglas Prichard**	**Lab**	**1,681**	**79.3**	**+ 8.1**
***Edgar Boys**	**Lab**	**1,622**	**76.5**	**+ 6.0**
***Frederick Humphrey**	**Lab**	**1,617**	**76.2**	**+ 6.8**
T. Collyer	**Lab**	**1,602**	**75.5**	**+ 9.2**
E. Cooper	Con	528	24.9	- 6.7
G. Evans	Con	495	23.3	- 7.3
W. Jones	Con	481	22.7	- 7.8
Ernest W. Sendall	Con	457	21.5	- 8.3
7.5% swing Con to Lab	Maj	947	39.6 ●	
		931	38.9 ●	
		905	37.8 ●	
		829	34.7 ●	

Lavender

1953 electorate %turnout		3,895	54.7	+ 5.0
***A. Ward**	**Con**	**1,080**	**53.2**	**- 8.9**
D. Newman	**Con**	**1,073**	**52.8**	**- 8.6**
D. Rayment	**Con**	**1,051**	**51.8**	**- 8.4**
H. Elvik	Lab	980	48.3	+ 8.8
T. Robertson	Lab	954	47.0	+ 7.9
John H. Dunning	Lab	953	46.9	+ 9.1
8.6% swing Con to Lab	Maj	100	4.9 ●	
		93	4.5 ●	
		71	3.5 ●	

Newtown

1953 electorate %turnout		3,975	30.8	- 2.9
C. Davis	**Lab**	**978**	**84.4**	**+10.4**
***Leslie W. Goodwin**	**Lab**	**973**	**84.0**	**+10.5**
G. Whitehead	**Lab**	**948**	**81.8**	**+ 9.1**
G. Cross	Con	135	11.7	- 15.9
P. Butler	Con	131	11.3	- 15.4
B. Lewis	Con	128	11.0	- 14.5
John Evans	Comm	88	7.6	
L. Hawkes	Comm	55	4.7	
B. Welling	Comm	40	3.5	
12.65% swing Con to Lab	Maj	843	72.7 ●	
		838	72.3 ●	
		813	70.1 ●	

Nightingale

1953 electorate %turnout		8,456	54.5	+ 3.9
Norah Clarke-Lawrence	**Con**	**2,668**	**60.2**	**- 9.8**
***F. Abbott**	**Con**	**2,620**	**59.1**	**- 10.9**
A. Marshall	**Con**	**2,553**	**57.6**	**- 12.2**
Gwynneth A. Morgan	**Con**	**2,553**	**57.6**	**- 12.0**
F. Fairchild	**Con**	**2,550**	**57.5**	**- 12.0**
E. Aris	Lab	1,417	32.0	+ 0.5
R. Duffy	Lab	1,400	31.6	+ 1.0
L. Aris	Lab	1,382	31.2	+ 1.2
W. Smith	Lab	1,351	30.5	+ 0.8
E. Saville	Lab	1,305	29.5	+ 0.2
O. Nelki	L	514	11.6	
N. Goodall	L	506	11.4	
P. Hawkesworth	L	460	10.4	
S. Trustman	L	439	9.9	
A. Liffen	L	437	9.9	
6.1% swing Con to Lab	Maj	1,251	28.2 ●	
		1,203	27.1 ●	
		1,136	25.6 ●	
		1,136	25.6 ●	
		1,133	25.5 ●	

Nine Elms

1953 electorate %turnout		4,342	26.0	- 4.2
***J. Halsey**	**Lab**	**1,008**	**95.6**	**+19.7**
***B. Johns**	**Lab**	**963**	**91.3**	**+15.6**
T. Rose	**Lab**	**924**	**87.6**	**+16.5**
Vera M. Ryan	Con	92	8.7	- 12.8
Cyril Tugwell	Con	89	8.4	- 12.7
B. Cox	Con	88	8.3	- 12.5
14.95% swing Con to Lab	Maj	916	86.9 ●	
		871	82.6 ●	
		832	78.9 ●	

Park

1953 electorate %turnout		5,899	46.8	+ 1.8
R. Fairer-Smith	**Con**	**1,447**	**55.0**	**- 3.9**
***J. Wedgewood**	**Con**	**1,445**	**54.9**	**- 4.5**
***Harry W. Sendall**	**Con**	**1,439**	**54.7**	**- 3.3**
E. Reynolds	**Con**	**1,438**	**54.7**	**- 3.2**
L. Allen	Lab	1,205	45.8	+ 2.8
S. Worley	Lab	1,187	45.1	+ 2.8
*A. Amey	Lab	1,182	44.9	+ 3.0
*Walter Malins	Lab	1,179	44.8	+ 5.3
3.5% swing Con to Lab	Maj	242	9.2 ●	
		240	9.1 ●	
		234	8.9 ●	
		233	8.9 ●	

Queenstown

1953 electorate %turnout		6,564	30.2	- 5.0
Jack Parker	**Lab**	**1,533**	**81.9**	**+10.2**
H. Bickers	**Lab**	**1,529**	**81.7**	**+10.9**
O. Burridge	**Lab**	**1,529**	**81.7**	**+11.8**
***Frederick Wingrove**	**Lab**	**1,525**	**81.5**	**+12.1**
E. Clarkson	Con	354	18.9	- 6.8
M. Bates	Con	351	18.8	- 6.8
I. Smith	Con	335	17.9	- 7.5
C. Bates	Con	332	17.7	- 6.6
9.2% swing Con to Lab	Maj	1,179	63.0 ●	
		1,175	62.8 ●	
		1,175	62.8 ●	
		1,171	62.6 ●	

St John

1953 electorate %turnout		6,078	46.6	+ 1.1
***Sidney Sporle**	**Lab**	**1,738**	**64.6**	**+ 5.6**
***W. May**	**Lab**	**1,736**	**64.5**	**+ 6.3**
J. Evers	**Lab**	**1,725**	**64.1**	**+ 5.9**
***William Wye**	**Lab**	**1,710**	**63.6**	**+ 5.4**
D. Dredge	Con	970	36.1	- 6.0
T. Davies	Con	969	36.0	- 5.7
B. Allen	Con	961	35.7	- 5.8
B. Ricketts	Con	951	35.4	- 5.6
5.8% swing Con to Lab	Maj	768	28.5 ●	
		766	28.4 ●	
		755	28.0 ●	
		740	27.5 ●	

Shaftesbury

1953 electorate %turnout		5,477	48.7	+ 3.4
***Elizabeth Cooper**	**Lab**	**1,699**	**65.9**	**+ 7.0**
***Herbert Harrison**	**Lab**	**1,697**	**65.8**	**+ 7.4**
***C. Lang**	**Lab**	**1,677**	**65.1**	**+ 6.8**
C. Jackson	Con	919	35.6	- 6.3
J. Watson	Con	877	34.0	- 7.4
G. Williams	Con	863	33.5	- 7.7
7.1% swing Con to Lab	Maj	780	30.3 ●	
		778	30.2 ●	
		758	29.5 ●	

Stormont

GAIN 3

1953 electorate %turnout		5,354	59.3	+ 8.5
Caroline Ganley	**Lab**	**1,688**	**56.3**	**+11.1**
R. Davenport	**Lab**	**1,676**	**55.9**	**+11.8**
I. Pickford	**Lab**	**1,540**	**51.3**	**+ 7.3**
R. Bottomley	Con	1,385	46.2	- 9.9
*F. Banwell	Con	1,381	46.0	- 9.3
K. Morgan	Con	1,332	44.4	- 10.7
10.0% swing Con to Lab	Maj	303	10.1 ●	
		291	9.7 ●	
		155	5.1 ●	

Vicarage

1953 electorate %turnout		4,953	31.2	- 2.4
***J. Lane**	**Lab**	**1,329**	**90.8**	**+11.0**
***J. Lane**	**Lab**	**1,297**	**88.6**	**+ 9.0**
Ernest Perry	**Lab**	**1,281**	**87.5**	**+11.7**
F. Hughes	Con	164	11.2	- 11.7
J. Gurling	Con	160	10.9	- 10.3
P. Harris	Con	160	10.9	- 9.7
10.6% swing Con to Lab	Maj	1,165	79.6 ●	
		1,133	77.4 ●	
		1,117	76.3 ●	

Thornton

1953 electorate %turnout		4,408	56.2	+ 5.7
***T. Ireland**	**Con**	**1,332**	**49.6**	**- 16.0**
***I. Mayor**	**Con**	**1,287**	**48.0**	**- 17.1**
J. Parry-Williams	**Con**	**1,254**	**46.7**	**- 18.4**
Walter E. Fox	Lab	868	32.3	- 2.9
C. Fegent	Lab	823	30.7	- 4.0
A. Holden	Lab	805	30.0	- 4.7
E. Gledhill	L	561	20.9	
6.75% swing Con to Lab	Maj	464	17.3 ●	
		419	15.7 ●	
		386	14.4 ●	

Winstanley

1953 electorate %turnout		5,468	26.5	- 2.8
F. Harper	**Lab**	**1,290**	**95.5**	**+15.8**
***H. Harling**	**Lab**	**1,266**	**93.7**	**+14.2**
W. Simkin	**Lab**	**1,238**	**91.6**	**+13.0**
W. Elliott	Con	90	6.7	- 8.7
G. Cooper	Con	88	6.5	- 8.6
P. Tugwell	Con	81	6.0	- 8.9
11.5% swing Con to Lab	Maj	1,200	88.8 ●	
		1,176	87.0 ●	
		1,148	84.9 ●	

Balham

1953 electorate %turnout		11,248	54.7	+ 8.4
***Geoffrey Shrubsall**	**Con**	**3,132**	**52.5**	**- 3.9**
F. Dickson	**Con**	**3,132**	**52.5**	**- 3.8**
Leonard Dally	**Con**	**3,129**	**52.4**	**- 3.1**
S. Osborne	Lab	2,868	48.0	+11.2
B. Foskett	Lab	2,863	47.9	+11.2
H. Mayston	Lab	2,790	46.7	+12.4
7.6% swing Con to Lab	Maj	264	4.5 ●	
		264	4.5 ●	
		261	4.4 ●	

Bedford

1953 electorate %turnout		13,539	55.6	+ 4.4
George Dimond	**Con**	**5,023**	**68.4**	**+ 2.4**
***Ronald Ash**	**Con**	**5,021**	**68.4**	**+ 2.9**
J. Timmings	**Con**	**4,954**	**67.5**	**+ 3.2**
G. Eckler	Lab	2,372	32.3	+ 5.0
W. McFarlane	Lab	2,353	32.1	+ 5.1
H. Winchester	Lab	2,301	31.3	+ 5.4
1.2% swing Con to Lab	Maj	2,651	36.1 ●	
		2,649	36.1 ●	
		2,582	35.2 ●	

Clapham North

GAIN 3

1953 electorate %turnout		11,325	46.1	+ 3.5
***H. Miles**	**Lab**	**2,668**	**52.8**	**+ 9.1**
R. Arkley	**Lab**	**2,648**	**52.4**	**+ 9.8**
F. Trinder	**Lab**	**2,640**	**52.3**	**+10.1**
A. Cowie	Con	2,446	48.4	- 6.6
C. Ross-Steward	Con	2,378	47.1	- 7.3
P. Peacock	Con	2,368	46.9	- 5.9
8.15% swing Con to Lab	Maj	222	4.4 ●	
		202	4.0 ●	
		194	3.9 ●	

Clapham Park

1953 electorate %turnout		13,059	50.2	+ 2.7
N. Rayner	**Con**	**3,732**	**58.2**	**- 4.6**
***T. Rowland**	**Con**	**3,714**	**57.9**	**- 4.5**
G. Hickmore	**Con**	**3,603**	**56.1**	**- 5.8**
K. White	Lab	2,747	42.8	+10.4
F. Anderson	Lab	2,731	42.6	+10.5
J. Pointing	Lab	2,726	42.5	+11.8
7.95% swing Con to Lab	Maj	985	15.4 ●	
		967	15.1 ●	
		856	13.3 ●	

Earlsfield

GAIN 3

1953 electorate %turnout		12,138	51.8	+ 7.5
George F. Rowe	**Lab**	**3,245**	**53.6**	**+ 5.1**
Amy E. Bush	**Lab**	**3,235**	**53.5**	**+ 6.1**
J. Swetman	**Lab**	**3,225**	**53.3**	**+ 6.5**
T. Howard	Con	2,835	46.8	- 3.7
*J. Young	Con	2,819	46.6	- 3.4
G. Ainsworth	Con	2,796	46.2	- 2.6
3.6% swing Con to Lab	Maj	410	6.6 ●	
		400	6.5 ●	
		390	6.5 ●	

Fairfield

1953 electorate %turnout		11,902	49.3	+ 7.6
***Alfred A. Loughton**	**Lab**	**3,563**	**63.1**	**+ 8.8**
***J. James**	**Lab**	**3,561**	**63.1**	**+10.2**
Maria E. Marshall	**Lab**	**3,479**	**61.6**	**+10.8**
J. Halsey	Con	2,176	38.6	- 8.6
F. Saunders	Con	2,103	37.3	- 9.5
L. Wolstenholme	Con	2,050	36.3	- 10.3
9.4% swing Con to Lab	Maj	1,387	24.5 ●	
		1,385	24.5 ●	
		1,303	23.0 ●	

Furzedown

1953 electorate %turnout		12,086	37.0	- 6.6
W. Cripps	**Con**	**2,392**	**55.2**	**- 4.3**
R. Toogood	**Con**	**2,366**	**54.6**	**- 4.6**
L. Frost	**Con**	**2,364**	**54.5**	**- 4.7**
W. Morley	Lab	1,967	45.4	+11.9
Frank Sims	Lab	1,961	45.2	+11.9
J. Gibson	Lab	1,955	45.1	+12.1
8.4% swing Con to Lab	Maj	425	9.8 ●	
		399	9.2 ●	
		397	9.1 ●	

Graveney

1953 electorate %turnout		13,648	52.3	+ 5.2
***William Carnie**	**Lab**	**4,242**	**60.7**	**+ 7.8**
***W. Corbet**	**Lab**	**4,181**	**59.8**	**+ 7.9**
***G. Stanley**	**Lab**	**4,131**	**59.1**	**+ 7.3**
L. Cocker	Con	2,847	40.7	- 7.8
V. Budd	Con	2,782	39.8	- 7.8
C. Johnson	Con	2,754	39.4	- 8.9
7.7% swing Con to Lab	Maj	1,395	20.0 ●	
		1,334	19.1 ●	
		1,284	18.4 ●	

Southfield

1953 electorate %turnout		12,629	43.5	0.0
***F. Bullock**	**Con**	**2,621**	**46.8**	**- 6.8**
***E. Mathias**	**Con**	**2,612**	**46.6**	**- 6.9**
Dennis Mallam	**Con**	**2,567**	**45.8**	**- 7.6**
S. Church	Lab	2,551	45.6	+ 6.1
R. Rendall	Lab	2,430	43.4	+ 4.0
L. Hollis	Lab	2,422	43.3	+ 4.2
G. Brown	L	532	9.5	+ 1.8
5.95% swing Con to Lab	Maj	70	1.2 ●	
		61	1.0 ●	
		16	0.2 ●	

Larkhall

1953 electorate %turnout		10,071	44.7	+ 1.8
J. Hayward	**Lab**	**2,939**	**67.8**	**+12.4**
A. Barker	**Lab**	**2,915**	**67.3**	**+12.7**
S. Hyman	**Lab**	**2,872**	**66.3**	**+12.0**
E. Hawthorne	Con	1,456	33.6	- 8.4
A. Berry	Con	1,424	32.9	- 7.9
P. Fowler	Con	1,389	32.1	- 8.2
10.2% swing Con to Lab	Maj	1,483	34.2 ●	
		1,459	33.7 ●	
		1,416	32.7 ●	

Springfield

1953 electorate %turnout		12,159	55.8	+ 6.4
***C. Quinell**	**Con**	**3,421**	**52.2**	**- 4.5**
***Marguerita B. Sherwood**	**Con**	**3,377**	**51.6**	**- 4.8**
***C. Brackstone**	**Con**	**3,345**	**51.1**	**- 5.3**
A. Hill	Lab	3,204	48.9	+ 5.0
E. Rabbitt	Lab	3,195	48.8	+ 5.5
F. Towner	Lab	3,105	47.4	+ 4.2
4.9% swing Con to Lab	Maj	217	3.3 ●	
		173	2.7 ●	
		141	2.2 ●	

Putney

1953 electorate %turnout		13,975	49.3	+ 1.5
W. Boniface	**Con**	**4,983**	**74.6**	**- 2.2**
***Olive Haines**	**Con**	**4,931**	**73.8**	**- 2.4**
Henry T. Lawden	**Con**	**4,813**	**72.0**	**- 3.8**
F. Harris	Lab	1,867	27.9	+ 3.9
A. Pullen	Lab	1,735	26.0	+ 2.4
T. Munn	Lab	1,721	25.8	+ 2.4
2.8% swing Con to Lab	Maj	3,116	46.7 ●	
		3,064	45.9 ●	
		2,946	44.1 ●	

Streatham Common

1953 electorate %turnout		9,001	40.4	+ 1.2
***G. Corner**	**Con**	**2,543**	**71.8**	**- 1.4**
***T. Masters**	**Con**	**2,536**	**71.6**	**- 1.5**
***C. Norris**	**Con**	**2,525**	**71.3**	**+ 0.1**
J. Duckworth	Lab	1,026	29.0	+ 8.4
H. Lewis	Lab	1,004	28.3	+ 8.1
John L.F. Everson	Lab	993	28.0	+ 7.9
4.5% swing Con to Lab	Maj	1,517	42.8 ●	
		1,510	42.6 ●	
		1,499	42.3 ●	

St Leonard's

1953 electorate %turnout		10,051	42.4	+ 2.5
***C. Palmer**	**Con**	**3,245**	**78.8**	**- 1.2**
J. Westbury	**Con**	**3,236**	**78.6**	**- 0.8**
B. Baker	**Con**	**3,234**	**78.6**	**0.0**
A. Roy	Lab	889	21.6	+ 6.4
P. Hendrie	Lab	882	21.4	+ 6.7
J. Nash	Lab	864	21.0	+ 6.3
3.5% swing Con to Lab	Maj	2,356	57.2 ●	
		2,347	57.0 ●	
		2,345	57.0 ●	

Streatham Hill

1953 electorate %turnout		13,228	40.9	- 4.0
***P. Gale**	**Con**	**4,049**	**77.1**	**+ 0.6**
A. Gethin	**Con**	**4,007**	**76.3**	**0.0**
***R. Vince**	**Con**	**4,006**	**76.3**	**+ 0.3**
E. Horstead	Lab	1,109	21.1	+ 1.8
A. Mitchell	Lab	1,093	20.8	+ 1.8
E. Hulks	Lab	1,079	20.6	+ 1.9
W. Boaks	L	150	2.9	- 1.9
W. Addison	L	130	2.5	- 2.3
T. Hill	L	128	2.4	
0.75% swing Con to Lab	Maj	2,940	56.0 ●	
		2,898	55.2 ●	
		2,897	55.2 ●	

Streatham South

1953 electorate %turnout		9,978	41.3	- 4.5
Walter Charman	**Con**	**2,751**	**68.2**	**+ 0.8**
J. Allan	**Con**	**2,735**	**67.9**	**+ 1.3**
***H. Wates**	**Con**	**2,696**	**66.9**	**+ 1.2**
P. Gibson	Lab	1,171	29.1	+ 4.3
D. Kinchin	Lab	1,165	28.9	+ 4.4
T. Tingley	Lab	1,135	28.2	+ 3.8
E. Codd	L	157	3.9	- 5.5
A. Wilson	L	136	3.3	- 5.7
1.5% swing Con to Lab	Maj	1,580	39.1 ●	
		1,564	38.8 ●	
		1,525	37.8 ●	

Thamesfield

1953 electorate %turnout		13,723	44.0	+ 1.9
M. Bygraves	**Con**	**3,467**	**60.1**	**- 5.8**
Hugh Lester	**Con**	**3,408**	**59.1**	**- 5.2**
***Francis Snary**	**Con**	**3,336**	**57.8**	**- 6.0**
M. Huggins	Lab	2,450	42.5	+ 6.2
W. Whitlock	Lab	2,345	40.7	+ 5.7
F. McKay	Lab	2,298	39.8	+ 5.0
5.7% swing Con to Lab	Maj	1,017	17.6 ●	
		958	16.6 ●	
		886	15.3 ●	

Thornton

GAIN 3

1953 electorate %turnout		12,721	51.8	+ 5.3
A. Hislop	**Lab**	**3,375**	**53.0**	**+10.2**
Maxwell Nelson-Barrett	**Lab**	**3,334**	**52.4**	**+ 9.8**
G. West	**Lab**	**3,271**	**51.4**	**+ 9.1**
*R. Freeman	Con	3,056	48.0	- 3.2
C. Watt	Con	3,052	47.9	- 3.0
M. Haarer	Con	3,015	47.3	- 3.6
6.5% swing Con to Lab	Maj	319	5.0 ●	
		278	4.4 ●	
		215	3.4 ●	

Tooting

GAIN 2

1953 electorate %turnout		14,317	48.7	+ 1.1
S. Curtis	**Lab**	**3,680**	**53.6**	**+ 3.0**
A. Sore	**Lab**	**3,532**	**51.5**	**+ 2.5**
H. Ivens	**Lab**	**3,472**	**50.6**	**+ 3.0**
*G. Davies	Con	3,150	45.9	- 6.3
R. Fleming	Con	3,045	44.4	- 6.0
F. Jeater	Con	2,938	42.8	- 4.8
A. Perry	Ind	255	3.7	
4.65% swing Con to Lab	Maj	530	7.7 ●	
		382	5.6 ●	
		322	4.7 ●	

West Hill

1953 electorate %turnout		11,712	47.9	+ 2.2
***M. Brown**	**Con**	**3,679**	**64.6**	**- 10.1**
***D. Andrews**	**Con**	**3,669**	**64.4**	**- 10.0**
John Tweedie-Smith	**Con**	**3,625**	**63.6**	**- 10.5**
S. Chamings	Lab	1,640	28.8	+ 3.0
N. Porter	Lab	1,589	27.9	+ 2.3
W. Reeves	Lab	1,546	27.1	+ 1.8
T. Edwards	L	448	7.9	
6.25% swing Con to Lab	Maj	2,039	35.8 ●	
		2,029	35.8 ●	
		1,985	34.8 ●	

Summary of election results - Battersea

	Year	Elec	%Poll	Con	Lab	L	Comm
Bolingbroke	1953	3,230	52.7	38.5	49.0	12.5	
	1949	3,348	40.6	46.4	53.6		
Broomwood	1953	3,652	56.3	46.2	42.1	11.9	
	1949	3,784	53.1	58.1	41.9		
Church	1953	6,091	32.7	24.9	75.1		
	1949	6,166	35.7	34.1	65.9		
Latchmere	1953	6,445	34.8	23.1	76.9		
	1949	6,679	37.6	30.6	69.4		
Lavender	1953	3,895	54.7	52.6	47.4		
	1949	4,056	49.7	61.2	38.8		
Newtown	1953	3,975	30.8	11.3	83.4		5.3
	1949	4,058	33.7	26.6	73.4		
Nightingale	1953	8,456	54.5	58.4	31.0	10.6	
	1949	8,810	50.6	69.8	30.2		
Nine Elms	1953	4,342	26.0	8.5	91.5		
	1949	4,704	30.2	21.1	74.2		4.6
Park	1953	5,899	46.8	54.8	45.2		
	1949	6,263	45.0	58.3	41.7		
Queenstown	1953	6,564	30.2	18.3	81.7		
	1949	6,781	35.2	25.5	70.5		4.0
St John	1953	6,078	46.6	35.8	64.2		
	1949	5,899	45.5	41.6	58.4		
Shaftesbury	1953	5,477	48.7	34.4	65.6		
	1949	5,561	45.3	41.5	58.5		
Stormont	1953	5,354	59.3	45.5	54.5		
	1949	5,637	50.8	55.5	44.5		
Thornton	1953	4,408	56.2	48.1	31.0	20.9	
	1949	4,609	50.5	65.3	34.7		
Vicarage	1953	4,953	31.2	11.0	89.0		
	1949	5,075	33.7	21.6	78.4		
Winstanley	1953	5,468	26.5	6.4	93.6		
	1949	5,233	29.3	15.1	79.3		5.6

Summary of election results - Wandsworth

	Year	Elec	%Poll	Con	Lab	L	Comm	Ind
Balham	1953	11,248	54.7	52.5	47.5			
	1949	11,864	46.3	56.1	35.9	4.9	3.1	
Bedford	1953	13,539	55.6	68.1	31.9			
	1949	14,237	51.2	65.3	26.7	8.0		
Clapham North	1953	11,325	46.1	47.5	52.5			
	1949	12,013	42.6	54.1	42.8		3.1	
Clapham Park	1953	13,059	50.2	57.4	42.6			
	1949	13,151	47.5	62.4	31.7	5.9		
Earlsfield	1953	12,138	51.8	46.5	53.5			
	1949	12,707	44.3	49.8	47.6	2.6		
Fairfield	1953	11,902	49.3	37.4	62.6			
	1949	12,089	41.7	46.8	53.2			
Furzedown	1953	12,086	37.0	54.8	45.2			
	1949	12,273	44.4	59.3	32.9	5.3	2.5	
Graveney	1953	13,648	52.3	40.1	59.9			
	1949	14,555	47.1	47.8	52.2			
Larkhall	1953	10,071	44.7	32.9	67.1			
	1949	10,527	42.9	41.0	54.8		4.2	
Putney	1953	13,975	49.3	73.5	26.5			
	1949	14,745	47.8	76.3	23.7			
St Leonard's	1953	10,051	42.4	78.7	21.3			
	1949	10,876	44.9	79.3	14.9	5.8		
Southfield	1953	12,629	43.5	46.4	44.1	9.5		
	1949	13,246	43.5	53.5	39.3	7.2		
Springfield	1953	12,159	55.8	51.6	48.4			
	1949	12,906	49.4	56.5	43.5			
Streatham Common	1953	9,001	40.4	71.6	28.4			
	1949	9,590	41.6	72.5	20.3	7.2		
Streatham Hill	1953	13,228	40.9	76.6	20.8	2.6		
	1949	14,095	44.9	76.3	19.0	4.7		
Streatham South	1953	9,978	41.3	67.7	28.7	3.6		
	1949	10,423	45.8	66.6	24.6	8.9		
Thamesfield	1953	13,723	44.0	59.0	41.0			
	1949	14,912	42.1	64.7	35.3			
Thornton	1953	12,721	51.8	47.7	52.3			
	1949	13,408	46.5	51.0	42.6	6.4		
Tooting	1953	14,317	48.7	44.4	51.9			3.7
	1949	15,222	42.6	50.9	49.1			
West Hill	1953	11,712	47.9	64.2	27.9	7.9		
	1949	11,726	45.7	74.4	25.6			

Councillors' majorities 1953

Battersea

1.	● M. Shrimpton	Broomwood	65	3.3
2.	● H. Ashby	Broomwood	69	3.5
3.	● A. Ward	Lavender	71	3.5
4.	● D. Newman	Lavender	93	4.5
5.	● A. Ward	Lavender	100	4.9
6.	● I. Pickford	Stormont	155	5.1
7.	● K. Baker	Broomwood	106	5.3
8.	● E. Park	Bolingbroke	130	7.9
9.	● E. Reynolds	Park	233	8.9
10.	● Harry Sendall	Park	234	8.9
11.	● J. Wedgewood	Park	240	9.1
12.	● R. Fairer-Smith	Park	242	9.2
13.	● R. Jukes	Bolingbroke	159	9.6
14.	● R. Davenport	Stormont	291	9.7
15.	● P. Mitchell	Bolingbroke	166	10.0
16.	● Caroline Ganley	Stormont	303	10.1
17.	● J. Parry-Williams	Thornton	386	14.4
18.	● I. Mayor	Thornton	419	15.7
19.	● T. Irelan	Thornton	464	17.3
20.	● F. Fairchild	Nightingale	1,133	25.5
21.	● Gwynneth Morgan	Nightingale	1,136	25.6
22.	● A. Marshall	Nightingale	1,136	25.6
23.	● F. Abbott	Nightingale	1,203	27.1
24.	● William Wye	St John	740	27.5
25.	● J. Evers	St John	755	28.0
26.	● Norah Clarke-Lawrence	Nightingale	1,251	28.2
27.	● W. May	St John	766	28.4
28.	● Sidney Sporle	St John	768	28.5
29.	● C. Lang	Shaftesbury	758	29.5
30.	● Bert Harrison	Shaftesbury	778	30.2
31.	● Elizabeth Cooper	Shaftesbury	780	30.3
32.	● T. Collyer	Latchmere	829	34.7
33.	● Frederick Humphrey	Latchmere	905	37.8
34.	● Edgar Boys	Latchmere	931	38.9
35.	● Douglas Prichard	Latchmere	947	39.6
36.	● George Meecham	Church	900	47.6
37.	● James Golding	Church	918	48.5
38.	● A. Knott	Church	936	49.5
39.	● E. Fussey	Church	944	49.9
40.	● Frederick Wingrove	Queenstown	1,171	62.6
41.	● O. Burridge	Queenstown	1,175	62.8
42.	● H. Bickers	Queenstown	1,175	62.8
43.	● Jack Parker	Queenstown	1,179	63.0
44.	● G. Whitehead	Newtown	813	70.1
45.	● Leslie Goodwin	Newtown	838	72.3
46.	● C. Davis	Newtown	843	72.7
47.	● Ernest Perry	Vicarage	1,117	76.3
48.	● J. Lane	Vicarage	1,133	77.4
49.	● T. Rose	Nine Elms	832	78.9
50.	● J. Lane	Vicarage	1,165	79.6
51.	● B. Johns	Nine Elms	871	82.6
52.	● W. Simkin	Winstanley	1,148	84.9
53.	● J. Halsey	Nine Elms	916	86.9
54.	● Hubert Harling	Winstanley	1,176	87.0
55.	● F. Harper	Winstanley	1,200	88.8

Wandsworth

1.	● Dennis Mallam	Southfield	16	0.2
2.	● E. Mathias	Southfield	61	1.0
3.	● F. Bullock	Southfield	70	1.2
4.	● C. Quinell	Springfield	141	2.2
5.	● Marguerita Sherwood	Springfield	173	2.7
6.	● C. Quinell	Springfield	217	3.3
7.	● G. West	Thornton	215	3.4
8.	● F. Trinder	Clapham North	194	3.9
9.	● R. Arkley	Clapham North	202	4.0
10.	● H. Miles	Clapham North	222	4.4
11.	● Leonard Dally	Balham	261	4.4
12.	● Max Nelson-Barrett	Thornton	278	4.4
13.	● F. Dickson	Balham	264	4.5
14.	● Geoffrey Shrubsall	Balham	264	4.5
15.	● H. Ivens	Tooting	322	4.7
16.	● A. Hislop	Thornton	319	5.0
17.	● A. Sore	Tooting	382	5.6
18.	● J. Swetman	Earlsfield	390	6.5
19.	● Amy Bush	Earlsfield	400	6.5
20.	● George Rowe	Earlsfield	410	6.6
21.	● S. Curtis	Tooting	530	7.7
22.	● L. Frost	Furzedown	397	9.1
23.	● R. Toogood	Furzedown	399	9.2
24.	● W. Cripps	Furzedown	425	9.8
25.	● N. Rayner	Clapham Park	856	13.3
26.	● T. Rowland	Clapham Park	967	15.1
27.	● Francis Snary	Thamesfield	886	15.3
28.	● N. Rayner	Clapham Park	985	15.4
29.	● Hugh Lester	Thamesfield	958	16.6
30.	● M. Bygraves	Thamesfield	1,017	17.6
31.	● G. Stanley	Graveney	1,284	18.4
32.	● W. Corbet	Graveney	1,334	19.1
33.	● William Carnie	Graveney	1,395	20.0
34.	● Maria Marshall	Fairfield	1,303	23.0
35.	● J. James	Fairfield	1,385	24.5
36.	● Alfred Loughton	Fairfield	1,387	24.5
37.	● J. Timmings	Bedford	2,582	35.2
38.	● Ronald Ash	Bedford	2,649	36.1
39.	● George Dimond	Bedford	2,651	36.1
40.	● S. Hyman	Larkhall	1,416	32.7
41.	● A. Barker	Larkhall	1,459	33.7
42.	● J. Hayward	Larkhall	1,483	34.2
43.	● John Tweedie-Smith	West Hill	1,985	34.8
44.	● D. Andrews	West Hill	2,029	35.8
45.	● M. Brown	West Hill	2,039	35.8
46.	● H. Wates	Streatham South	1,525	37.8
47.	● J. Allan	Streatham South	1,564	38.8
48.	● Walter Charman	Streatham South	1,580	39.1
49.	● C. Norris	Streatham Common	1,499	42.3
50.	● T. Masters	Streatham Common	1,510	42.6
51.	● G. Corner	Streatham Common	1,517	42.8
52.	● Henry Lawden	Putney	2,946	44.1
53.	● Olive Haines	Putney	3,064	45.9
54.	● W. Boniface	Putney	3,116	46.7
55.	● R. Vince	Streatham Hill	2,897	55.2
56.	● A. Gethin	Streatham Hill	2,898	55.2
57.	● P. Gale	Streatham Hill	2,940	56.0
58.	● B. Baker	St Leonard's	2,345	57.0
59.	● J. Westbury	St Leonard's	2,347	57.0
60.	● C. Palmer	St Leonard's	2,356	57.2

1956

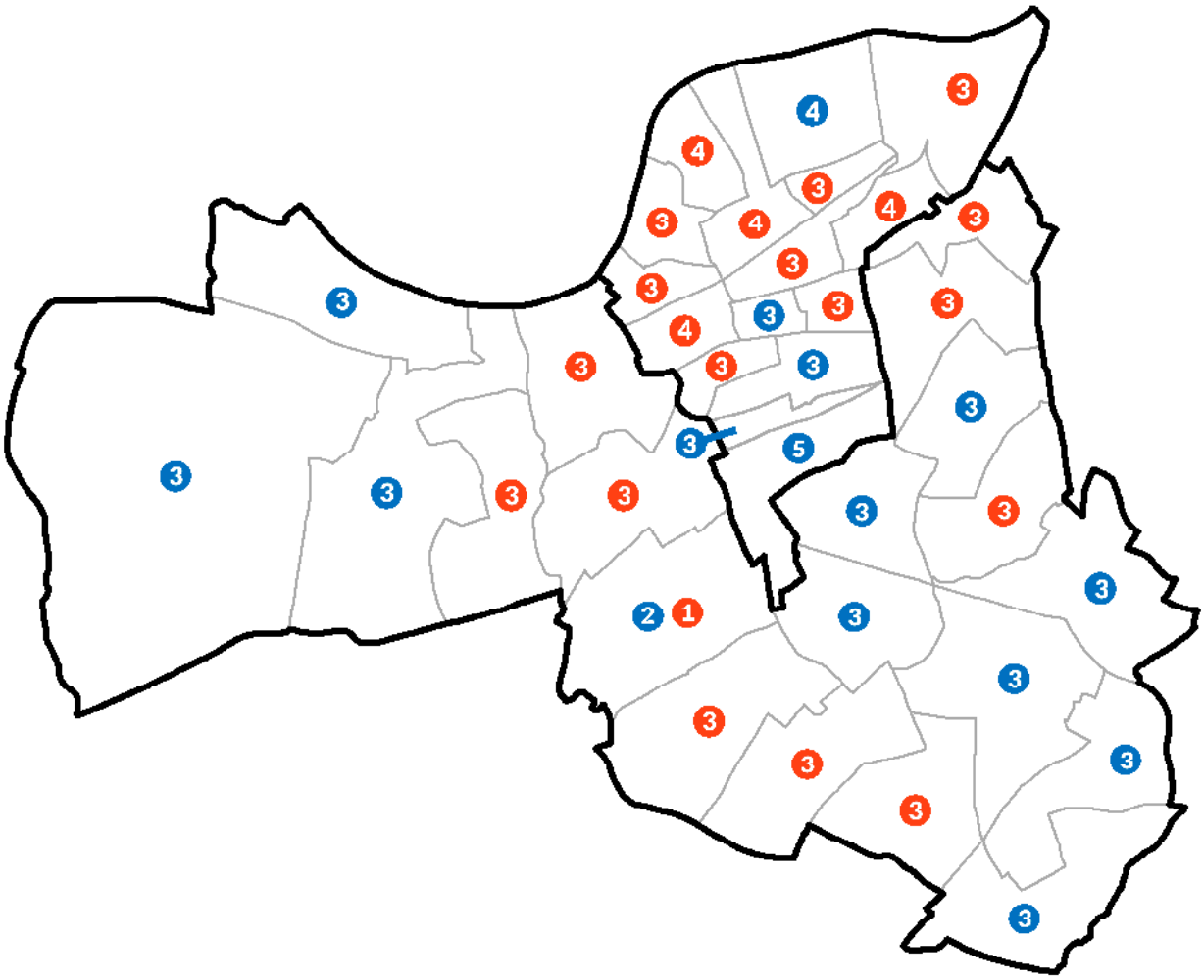

Battersea

Labour	37
Conservatives	18

Wandsworth

Conservatives	32
Labour	28

Bolingbroke

1956 electorate %turnout		3,101	37.3	- 15.4
***S. Cooper**	**Lab**	**735**	**64.9**	**+15.1**
***J. Lane**	**Lab**	**697**	**61.6**	**+12.2**
D. Wall	**Lab**	**681**	**60.2**	**+12.5**
J. Ingram	Con	435	38.4	- 1.4
L. Bevis	Con	426	37.6	- 0.5
P. McCooey	Con	422	37.3	- 0.8
6.95% swing Con to Lab	Maj	300	26.5 ●	
		262	23.2 ●	
		246	21.8 ●	

Broomwood

1956 electorate %turnout		3,533	48.0	- 8.3
***K. Baker**	**Con**	**886**	**52.7**	**+ 5.2**
***H. Ashby**	**Con**	**867**	**51.6**	**+ 5.9**
R. Bottomley	**Con**	**859**	**51.1**	**+ 5.6**
D. King	Lab	748	44.5	+ 2.3
R. Duffy	Lab	728	43.3	+ 1.1
A. Smith	Lab	720	42.8	+ 1.0
P. Stewart	Comm	78	4.6	
2.1% swing Con to Lab	Maj	138	8.2 ●	
		119	7.1 ●	
		111	6.6 ●	

Church

1956 electorate %turnout		5,887	18.9	- 13.8
Frederick Shaw	**Lab**	**849**	**75.5**	**- 0.6**
***James A. Golding**	**Lab**	**834**	**74.2**	**- 1.5**
Walter Malins	**Lab**	**828**	**73.7**	**- 1.0**
Charles W. Waller	**Lab**	**816**	**72.6**	**- 1.2**
R. Harman	Con	215	19.1	- 7.1
A. Harvey	Con	201	17.9	- 7.0
K. Hawke	Con	185	16.5	- 8.2
P. Johnson	Con	176	15.7	- 8.2
R. Potter	Comm	98	8.7	
3.25% swing Con to Lab	Maj	634	56.4 ●	
		619	55.1 ●	
		613	54.6 ●	
		601	53.5 ●	

Latchmere

1956 electorate %turnout		6,053	22.6	- 12.2
***Douglas A.G. Prichard**	**Lab**	**1,098**	**85.1**	**+ 5.8**
Ellen Coles	**Lab**	**1,089**	**84.4**	**+ 7.9**
***Edgar Boys**	**Lab**	**1,080**	**83.7**	**+ 7.5**
T. Collyer	**Lab**	**1,070**	**82.9**	**+ 7.4**
T. Cooper	Con	230	17.8	- 7.1
Ernest W. Sendall	Con	206	16.0	- 7.3
A. McInnes	Con	198	15.3	- 7.4
G. Evans	Con	190	14.7	- 6.8
7.1% swing Con to Lab	Maj	868	67.3 ●	
		859	66.6 ●	
		850	65.9 ●	
		840	65.1 ●	

Lavender

1956 electorate %turnout		3,698	41.6	- 13.1
T. Davies	**Con**	**803**	**54.3**	**+ 1.1**
E. Getting	**Con**	**803**	**54.3**	**+ 1.5**
***D. Rayment**	**Con**	**783**	**53.0**	**+ 1.2**
Walter E. Fox	Lab	696	47.1	- 1.2
J. Montague	Lab	677	45.8	- 1.2
H. Elvik	Lab	674	45.6	- 1.3
1.3% swing Con to Lab	Maj	107	7.2 ●	
		107	7.2 ●	
		87	5.9 ●	

Newtown

1956 electorate %turnout		3,769	17.1	- 13.7
***C. Davis**	**Lab**	**563**	**91.1**	**+ 6.7**
***G. Whitehead**	**Lab**	**555**	**89.8**	**+ 5.8**
***Leslie W. Goodwin**	**Lab**	**551**	**89.1**	**+ 7.3**
B. Lewis	Con	67	10.8	- 0.9
A. Richie	Con	62	10.0	- 1.3
G. Cross	Con	57	9.2	- 1.8
3.95% swing Con to Lab	Maj	496	80.3 ●	
		488	79.0 ●	
		484	78.3 ●	

Nightingale

1956 electorate %turnout		8,238	38.7	- 15.8
Norah Clarke-Lawrence	**Con**	**2,093**	**68.2**	**+ 8.0**
***F. Abbott**	**Con**	**2,070**	**67.5**	**+ 8.4**
***A. Marshall**	**Con**	**2,070**	**67.5**	**+ 9.9**
M. Cross	**Con**	**2,047**	**66.7**	**+ 9.1**
Gwynneth W. Morgan	**Con**	**2,026**	**66.0**	**+ 8.5**
B. Emery	Lab	1,038	33.8	+ 1.8
A. Mitchell	Lab	1,020	33.2	+ 1.6
W. Smith	Lab	1,009	32.9	+ 1.8
A. Nash	Lab	996	32.5	+ 2.0
*E. Park	Lab	975	31.8	+ 2.3
3.5% swing Lab to Con	Maj	1,055	34.4 ●	
		1,032	33.7 ●	
		1,032	33.7 ●	
		1,009	32.9 ●	
		988	32.2 ●	

Nine Elms

1956 electorate %turnout		5,100	17.3	- 8.7
***J. Halsey**	**Lab**	**796**	**96.6**	**+ 1.0**
***B. Johns**	**Lab**	**771**	**93.5**	**+ 2.2**
***T. Rose**	**Lab**	**759**	**92.1**	**+ 4.5**
D. Crutchfield	Con	51	6.2	- 2.5
W. Elliott	Con	50	6.1	- 2.3
G. Cooper	Con	46	5.6	- 2.7
2.5% swing Con to Lab	Maj	745	90.4 ●	
		720	87.3 ●	
		708	85.9 ●	

Park

1956 electorate %turnout		5,640	37.6	- 9.2
***E. Reynolds**	**Con**	**1,198**	**58.6**	**+ 3.6**
***J. Wedgewood**	**Con**	**1,191**	**58.2**	**+ 3.3**
***Harry W. Sendall**	**Con**	**1,190**	**58.2**	**+ 3.5**
M. Shrimpton	**Con**	**1,176**	**57.5**	**+ 2.8**
T. Little	Lab	859	42.0	- 3.8
*Ernest Perry	Lab	859	42.0	- 3.1
H. Halsey	Lab	856	41.9	- 3.0
Sidney E. Paul	Lab	852	41.7	- 3.1
3.3% swing Lab to Con	Maj	339	16.6 ●	
		332	16.2 ●	
		331	16.2 ●	
		317	15.5 ●	

Queenstown

1956 electorate %turnout		6,349	18.8	- 11.4
***O. Burridge**	**Lab**	**969**	**80.6**	**- 1.3**
***H. Bickers**	**Lab**	**968**	**80.5**	**- 1.2**
F. Powell	**Lab**	**952**	**79.2**	**- 2.5**
***Jack Parker**	**Lab**	**941**	**78.3**	**- 3.0**
C. Holloway	Comm	143	11.9	
B. Hudman	Con	109	9.1	- 9.8
H. Moss	Con	108	9.0	- 9.8
H. Amer	Con	98	8.2	- 9.7
A. Turner	Con	92	7.7	- 10.0
swing incalculable	Maj	826	68.7 ●	
(3.9% swing Con to Lab)		825	68.6 ●	
		809	67.3 ●	
		798	66.4 ●	

St John

1956 electorate %turnout		5,823	35.7	- 10.9
***Sidney Sporle**	**Lab**	**1,349**	**68.7**	**+ 4.1**
***W. May**	**Lab**	**1,341**	**68.3**	**+ 3.8**
***William Wye**	**Lab**	**1,305**	**66.5**	**+ 2.4**
***J. Evers**	**Lab**	**1,290**	**65.7**	**+ 2.1**
Alfred E.G. Hayes	Con	660	33.6	- 2.5
E. Matthews	Con	656	33.4	- 2.6
P. Freeman	Con	637	32.4	- 3.3
D. Dredge	Con	617	31.4	- 4.0
3.1% swing Con to Lab	Maj	689	35.1 ●	
		681	34.7 ●	
		645	32.9 ●	
		630	32.1 ●	

Shaftesbury

1956 electorate %turnout		5,313	41.0	- 7.7
***Herbert Harrison**	**Lab**	**1,277**	**60.9**	**- 5.0**
***C. Lang**	**Lab**	**1,259**	**60.0**	**- 5.8**
***Elizabeth Cooper**	**Lab**	**1,256**	**59.9**	**- 5.2**
F. Horne	Con	568	27.1	- 8.5
P. Lawrence	Con	545	26.0	- 8.0
J. Williams	Con	542	25.9	- 7.6
C. Gittins	L	294	14.0	
Victor J. Howe	L	291	13.9	
Basil Weekley	L	254	12.1	
1.4% swing Con to Lab	Maj	709	33.8 ●	
		691	32.9 ●	
		688	32.8 ●	

Stormont

1956 electorate %turnout		5,156	46.0	- 13.3
***Caroline Ganley**	**Lab**	**1,237**	**54.9**	**- 1.4**
G. Conibear	**Lab**	**1,163**	**51.6**	**- 4.3**
R. Pope	**Lab**	**1,159**	**51.4**	**+ 0.1**
C. Jackson	Con	1,095	48.6	+ 2.4
I. Samuel	Con	1,068	47.4	+ 1.4
F. Tyler	Con	1,038	46.1	+ 1.7
1.9% swing Lab to Con	Maj	142	6.3 ●	
		68	3.0 ●	
		64	2.8 ●	

Vicarage

1956 electorate %turnout		4,805	26.0	- 5.2
L. Allen	**Lab**	**1,021**	**79.2**	**- 11.7**
A. Adams	**Lab**	**1,006**	**78.0**	**- 10.6**
W. Fenner	**Lab**	**991**	**76.8**	**- 10.7**
John Evans	Comm	229	17.8	
P. Harris	Con	58	4.5	- 6.7
E. Matthews	Con	53	4.1	- 6.8
M. Percival	Con	53	4.1	- 6.8
swing incalculable	Maj	792	61.4 ●	
2.1% swing Lab to Con		777	60.2 ●	
		762	59.0 ●	

Thornton

1956 electorate %turnout		4,250	41.3	- 14.9
James Fairlee	**Con**	**1,097**	**64.0**	**+14.4**
***T. Ireland**	**Con**	**1,072**	**62.5**	**+14.5**
***I. Mayor**	**Con**	**1,059**	**61.8**	**+15.1**
H. Williams	Lab	644	37.6	+ 5.3
F. Beasleigh	Lab	640	37.3	+ 6.6
H. Watkins	Lab	632	36.9	+ 6.9
4.25% swing Lab to Con	Maj	453	26.4 ●	
		428	24.9 ●	
		415	24.2 ●	

Winstanley

1956 electorate %turnout		5,421	20.7	- 5.8
***F. Harper**	**Lab**	**1,041**	**98.3**	**+ 2.8**
***H. Harling**	**Lab**	**996**	**94.1**	**+ 0.4**
***W. Simkin**	**Lab**	**964**	**91.1**	**- 0.5**
M. Hudman	Con	76	7.2	+ 0.5
V. Butcher	Con	58	5.5	- 1.0
A. Walsh	Con	41	3.9	- 2.1
0.9% swing Con to Lab	Maj	965	91.1 ●	
		920	86.9 ●	
		888	83.9 ●	

Balham

1956 electorate %turnout		11,105	46.5	- 8.2
***Leonard Dally**	**Con**	**2,666**	**53.1**	**+ 0.6**
***Geoffrey Shrubsall**	**Con**	**2,648**	**52.7**	**+ 0.2**
***Frederick G. Dickson**	**Con**	**2,646**	**52.7**	**+ 0.3**
William C. Burrow	Lab	2,389	47.6	- 0.4
M. O'Malley	Lab	2,377	47.4	- 0.5
D. Organ	Lab	2,334	46.5	- 0.2
0.3% swing Lab to Con	Maj	277	5.4 ●	
		259	5.1 ●	
		257	5.1 ●	

Bedford

1956 electorate %turnout		13,262	45.8	- 9.8
***George Dimond**	**Con**	**3,951**	**67.0**	**- 1.4**
***J. Timmings**	**Con**	**3,942**	**66.8**	**- 1.6**
***Ronald Ash**	**Con**	**3,907**	**66.2**	**- 1.3**
J. Davies	Lab	1,972	33.4	+ 1.1
W. Smith	Lab	1,971	33.4	+ 1.3
T. Beecher	Lab	1,952	33.1	+ 1.8
1.4% swing Con to Lab	Maj	1,979	33.6 ●	
		1,970	33.4 ●	
		1,935	32.8 ●	

Clapham North

1956 electorate %turnout		11,137	38.6	- 7.5
***S. Hyman**	**Lab**	**2,239**	**53.9**	**+ 1.1**
***H. Miles**	**Lab**	**2,199**	**52.9**	**+ 0.5**
T. Prout	**Lab**	**2,146**	**51.6**	**+ 0.7**
E. Bradley-Barnes	Con	1,984	47.7	- 0.7
W. Follows	Con	1,972	47.5	- 0.4
B. Martin	Con	1,925	46.3	- 0.6
0.3% swing Con to Lab	Maj	222	4.4 ●	
		202	4.0 ●	
		194	3.9 ●	

Clapham Park

1956 electorate %turnout		12,707	42.4	- 7.8
***T. Rowland**	**Con**	**3,117**	**58.2**	**0.0**
A. Cowie	**Con**	**3,069**	**57.3**	**- 0.6**
***G. Hickmore**	**Con**	**3,054**	**57.0**	**+ 0.9**
F. Dungate	Lab	2,051	38.3	- 4.5
F. Anderson	Lab	2,049	38.2	- 4.4
J. Hursey	Lab	2,019	37.7	- 4.8
H. Martineau	Ind	238	4.4	
2.3% swing Lab to Con	Maj	1,066	19.9 ●	
		1,018	19.0 ●	
		1,003	18.7 ●	

Earlsfield

1956 electorate %turnout		11,999	43.3	- 8.5
***Amy E. Bush**	**Lab**	**2,792**	**55.8**	**+ 2.2**
P. Battley	**Lab**	**2,766**	**55.2**	**+ 1.7**
***J. Swetman**	**Lab**	**2,713**	**54.2**	**+ 0.9**
A. Hewitt	Con	2,303	46.0	- 0.8
T. Howard	Con	2,246	44.9	- 1.7
E. Kerner	Con	2,201	44.0	- 2.2
1.5% swing Con to Lab	Maj	489	9.8 ●	
		463	9.2 ●	
		410	8.2 ●	

Fairfield

1956 electorate %turnout		11,478	41.9	- 7.4
***Alfred A. Loughton**	**Lab**	**2,977**	**61.4**	**- 1.7**
***Maria E. Marshall**	**Lab**	**2,950**	**60.8**	**- 2.3**
F. Watson	**Lab**	**2,762**	**56.9**	**- 4.7**
Gordon S. Passmore	Con	1,577	32.5	- 6.1
R. Vincent	Con	1,573	32.4	- 4.9
E. Pritchard	Con	1,564	32.2	- 4.1
Gladys M. Easton	Comm	384	7.9	
1.05% swing Con to Lab	Maj	1,400	28.9 ●	
		1,373	28.3 ●	
		1,185	24.4 ●	

Furzedown

GAIN 3

1956 electorate %turnout		11,766	45.1	+ 8.1
P. Gibson	**Lab**	**2,660**	**51.1**	**+ 5.7**
Frank Sims	**Lab**	**2,595**	**49.9**	**+ 4.7**
P. Hendrie	**Lab**	**2,573**	**49.5**	**+ 4.4**
C. Gibbons	Con	2,508	48.2	- 7.0
*W. Cripps	Con	2,441	46.9	- 7.7
*R. Toogood	Con	2,349	45.2	- 9.3
M. Styles	Comm	160	3.1	
6.5% swing Con to Lab	Maj	152	2.9 ●	
		87	1.7 ●	
		65	1.3 ●	

Graveney

1956 electorate %turnout		13,196	43.6	- 8.7
Arthur J. Hill	**Lab**	**3,508**	**63.0**	**+ 2.3**
B. Baker	**Lab**	**3,497**	**62.8**	**+ 4.0**
***S. Wellbelove**	**Lab**	**3,487**	**62.6**	**+ 3.5**
R. Hollands	Con	2,087	37.5	- 3.2
K. Duncan	Con	2,078	37.3	- 2.5
John D. Hudson	Con	2,048	36.8	- 2.6
2.9% swing Con to Lab	Maj	1,421	25.5 ●	
		1,410	25.3 ●	
		1,400	25.1 ●	

Larkhall

1956 electorate %turnout		10,161	35.4	- 9.3
***A. Barker**	**Lab**	**2,431**	**66.4**	**- 1.4**
B. White	**Lab**	**2,404**	**65.7**	**- 1.6**
***Maxwell Nelson-Barrett**	**Lab**	**2,329**	**63.6**	**- 2.7**
P. Fowler	Con	998	27.3	- 6.3
J. Hawthorne	Con	989	27.0	- 5.9
M. Haarer	Con	936	25.6	- 6.5
E. Driscoll	Comm	297	8.1	
2.2% swing Con to Lab	Maj	1,433	39.1 ●	
		1,406	38.4 ●	
		1,331	36.3 ●	

Putney

1956 electorate %turnout		17,561	50.5	+ 1.2
S. Gardner	**Con**	**5,367**	**60.2**	**- 14.6**
***Olive Haines**	**Con**	**5,367**	**60.2**	**- 13.6**
E. Lawden	**Con**	**5,273**	**59.1**	**- 12.9**
A. Clark	Lab	3,227	36.2	+ 8.3
A. Pullen	Lab	3,183	35.7	+ 9.7
E. Henrich	Lab	3,091	34.7	+ 8.9
D. Welsh	Comm	415	4.7	
11.35% swing Con to Lab	Maj	2,140	24.0 ●	
		2,140	24.0 ●	
		2,046	22.9 ●	

St Leonard's

1956 electorate %turnout		9,946	36.9	- 5.5
***J. Westbury**	**Con**	**2,862**	**80.3**	**+ 1.5**
L. Knowles	**Con**	**2,848**	**79.9**	**+ 1.3**
M. Steere	**Con**	**2,826**	**79.3**	**+ 0.7**
H. Mitchell	Lab	725	20.4	- 1.2
D. Moulder	Lab	715	20.1	- 1.3
D. Dickens	Lab	711	20.0	- 1.0
1.1% swing Lab to Con	Maj	2,137	59.9 ●	
		2,123	59.5 ●	
		2,101	58.9 ●	

Southfield

GAIN 3

1956 electorate %turnout		12,087	45.6	+ 2.1
L. Hollis	**Lab**	**2,798**	**52.6**	**+ 7.0**
J. James	**Lab**	**2,717**	**51.1**	**+ 7.7**
L. Jeffery	**Lab**	**2,687**	**50.5**	**+ 7.2**
*F. Bullock	Con	2,634	49.5	+ 2.7
*E. Mathias	Con	2,566	48.3	+ 1.7
*Dennis T.L. Mallam	Con	2,549	47.9	+ 2.1
2.55% swing Con to Lab	Maj	164	3.1 ●	
		83	1.6 ●	
		53	1.0 ●	

Springfield

GAIN 1

1956 electorate %turnout		11,928	50.9	- 4.9
***C. Quinell**	**Con**	**3,044**	**51.8**	**- 0.4**
***Marguerita B. Sherwood**	**Con**	**2,970**	**50.5**	**- 1.1**
Arthur Fairbairn	**Lab**	**2,947**	**50.2**	**+ 1.3**
George F. Rowe	Lab	2,928	49.8	+ 1.0
G. Eckler	Lab	2,899	49.3	+ 1.9
William Willison	Con	2,840	48.3	- 2.8
1.4% swing Con to Lab	Maj	116	2.0 ●	
		42	0.7 ●	
		107	1.9 ●	

Streatham Common

1956 electorate %turnout		8,839	33.8	- 6.4
L. Smith	**Con**	**1,984**	**68.4**	**- 3.4**
C. Brackstone	**Con**	**1,974**	**68.1**	**- 3.5**
***G. Corner**	**Con**	**1,965**	**67.8**	**- 3.3**
W. Morley	Lab	765	26.4	- 2.6
G. Lister	Lab	738	25.5	- 2.8
P. Stone	Lab	728	25.1	- 2.9
J. Barton	L	191	6.6	
E. Codd	L	178	6.1	
A. Wilson	L	175	6.0	
0.4% swing Con to Lab	Maj	1,219	42.0 ●	
		1,209	41.7 ●	
		1,200	41.4 ●	

Streatham Hill

1956 electorate %turnout		13,073	32.5	- 8.4
***R. Vince**	**Con**	**3,014**	**70.8**	**- 6.3**
R. Freeman	**Con**	**3,001**	**70.5**	**- 5.8**
***A. Gethin**	**Con**	**2,947**	**69.2**	**- 7.1**
E. Horstead	Lab	940	22.1	+ 1.0
E. Hulks	Lab	917	21.5	+ 0.7
B. Arrach	Lab	907	21.3	+ 0.7
T. Hill	L	233	5.5	+ 2.6
William Boaks	Ind	117	2.7	
3.6% swing Con to Lab	Maj	2,074	48.7 ●	
		2,061	48.4 ●	
		2,007	47.1 ●	

Streatham South

1956 electorate %turnout		9,479	34.4	- 6.9
***J. Allan**	**Con**	**2,218**	**69.4**	**+ 1.2**
***Walter Charman**	**Con**	**2,212**	**69.2**	**+ 1.3**
***H. Wates**	**Con**	**2,175**	**68.0**	**+ 1.1**
J. Gibson	Lab	1,033	32.3	+ 3.2
E. Tarver	Lab	978	30.6	+ 1.7
D. Harper	Lab	977	30.6	+ 2.4
0.6% swing Con to Lab	Maj	1,185	37.1 ●	
		1,179	36.9 ●	
		1,142	35.7 ●	

Tooting

1956 electorate %turnout		13,650	43.1	- 5.6
***S. Curtis**	**Lab**	**3,363**	**59.0**	**+ 5.4**
***H. Ivens**	**Lab**	**3,304**	**57.9**	**+ 6.4**
***A. Sore**	**Lab**	**3,266**	**57.3**	**+ 6.7**
R. Fleming	Con	2,423	42.5	- 3.4
C. Martin	Con	2,388	41.9	- 2.5
E. Martin	Con	2,362	41.4	- 1.4
4.35% swing Con to Lab	Maj	940	16.5 ●	
		881	15.4 ●	
		843	14.8 ●	

Thamesfield

1956 electorate %turnout		13,412	39.2	- 4.8
***Hugh D. Lester**	**Con**	**2,827**	**56.2**	**- 3.9**
K. Hayes	**Con**	**2,817**	**56.0**	**- 3.1**
Andrew Bowden	**Con**	**2,804**	**55.8**	**- 2.0**
James A. Brady	Lab	2,243	44.6	+ 2.1
J. Slade	Lab	2,210	44.0	+ 3.3
F. McKay	Lab	2,181	43.4	+ 3.6
3.0% swing Con to Lab	Maj	584	11.6 ●	
		574	11.4 ●	
		561	11.2 ●	

West Hill

1956 electorate %turnout		13,808	44.7	- 3.2
***D. Andrews**	**Con**	**3,589**	**59.7**	**- 4.9**
***John Tweedie-Smith**	**Con**	**3,574**	**59.4**	**- 5.0**
M. Folkard	**Con**	**3,530**	**58.7**	**- 4.9**
Samuel P. Dougherty	Lab	2,501	41.6	+12.8
Denis O'Brien	Lab	2,460	40.9	+13.0
G. Harbour	Lab	2,384	39.6	+12.5
8.85% swing Con to Lab	Maj	1,088	18.1 ●	
		1,073	17.8 ●	
		1,029	17.1 ●	

Thornton

1956 electorate %turnout		13,580	44.6	- 7.2
W. Seeley	**Lab**	**3,311**	**56.4**	**+ 3.4**
Howard L. Seed	**Lab**	**3,304**	**56.2**	**+ 3.8**
J. Price	**Lab**	**3,289**	**56.0**	**+ 4.6**
P. Peacock	Con	2,600	44.3	- 3.7
C. Watt	Con	2,561	43.6	- 4.3
M. Standing	Con	2,559	43.6	- 3.7
3.9% swing Con to Lab	Maj	711	12.1 ●	
		704	11.9 ●	
		689	11.7 ●	

Summary of election results - Battersea

	Year	Elec	%Poll	Con	Lab	L	Comm
Bolingbroke	1956	3,101	37.3	37.8	62.2		
	1953	3,230	52.7	38.5	49.0	12.5	
Broomwood	1956	3,533	48.0	51.8	43.5		4.6
	1953	3,652	56.3	46.2	42.1	11.9	
Church	1956	5,887	18.9	17.3	74.0		8.7
	1953	6,091	32.7	24.9	75.1		
Latchmere	1956	6,053	22.6	16.0	84.0		
	1953	6,445	34.8	23.1	76.9		
Lavender	1956	3,698	41.6	53.9	46.1		
	1953	3,895	54.7	52.6	47.4		
Newtown	1956	3,769	17.1	10.0	90.0		
	1953	3,975	30.8	11.3	83.4		5.3
Nightingale	1956	8,238	38.7	67.2	32.8		
	1953	8,456	54.5	58.4	31.0	10.6	
Nine Elms	1956	5,100	17.3	6.0	94.0		
	1953	4,342	26.0	8.5	91.5		
Park	1956	5,640	37.6	58.1	41.9		
	1953	5,899	46.8	54.8	45.2		
Queenstown	1956	6,349	18.8	8.5	79.7		11.9
	1953	6,564	30.2	18.3	81.7		
St John	1956	5,823	35.7	32.7	67.3		
	1953	6,078	46.6	35.8	64.2		
Shaftesbury	1956	5,313	41.0	26.3	60.3	13.3	
	1953	5,477	48.7	34.4	65.6		
Stormont	1956	5,156	46.0	47.4	52.6		
	1953	5,354	59.3	45.5	54.5		
Thornton	1956	4,250	41.3	62.8	37.2		
	1953	4,408	56.2	48.1	31.0	20.9	
Vicarage	1956	4,805	26.0	4.2	78.0		17.8
	1953	4,953	31.2	11.0	89.0		
Winstanley	1956	5,421	20.7	5.5	94.5		
	1953	5,468	26.5	6.4	93.6		

Summary of election results - Wandsworth

	Year	Elec	%Poll	Con	Lab	L	Comm	Ind
Balham	1956	11,105	46.5	52.8	47.2			
	1953	11,248	54.7	52.5	47.5			
Bedford	1956	13,262	45.8	66.7	33.3			
	1953	13,539	55.6	68.1	31.9			
Clapham North	1956	11,137	38.6	47.2	52.8			
	1953	11,325	46.1	47.5	52.5			
Clapham Park	1956	12,707	42.4	57.5	38.1			4.4
	1953	13,059	50.2	57.4	42.6			
Earlsfield	1956	11,999	43.3	45.0	55.0			
	1953	12,138	51.8	46.5	53.5			
Fairfield	1956	11,478	41.9	32.4	59.7		7.9	
	1953	11,902	49.3	37.4	62.6			
Furzedown	1956	11,766	45.1	46.8	50.2		3.1	
	1953	12,086	37.0	54.8	45.2			
Graveney	1956	13,196	43.6	37.2	62.8			
	1953	13,648	52.3	40.1	59.9			
Larkhall	1956	10,161	35.4	26.6	65.2		8.1	
	1953	10,071	44.7	32.9	67.1			
Putney	1956	17,561	50.5	59.8	35.5		4.7	
	1953	13,975	49.3	73.5	26.5			
St Leonard's	1956	9,946	36.9	79.8	20.2			
	1953	10,051	42.4	78.7	21.3			
Southfield	1956	12,087	45.6	48.6	51.4			
	1953	12,629	43.5	46.4	44.1	9.5		
Springfield	1956	11,928	50.9	50.2	49.8			
	1953	12,159	55.8	51.6	48.4			
Streatham Common	1956	8,839	33.8	68.1	25.7	6.2		
	1953	9,001	40.4	71.6	28.4			
Streatham Hill	1956	13,073	32.5	70.2	21.6	5.5		2.7
	1953	13,228	40.9	76.6	20.8	2.6		
Streatham South	1956	9,479	34.4	68.9	31.1			
	1953	9,978	41.3	67.7	28.7	3.6		
Thamesfield	1956	13,412	39.2	56.0	44.0			
	1953	13,723	44.0	59.0	41.0			
Thornton	1956	13,580	44.6	43.8	56.2			
	1953	12,721	51.8	47.7	52.3			
Tooting	1956	13,650	43.1	41.9	58.1			3.7
	1953	14,317	48.7	44.4	51.9			
West Hill	1956	13,808	44.7	59.3	40.7			
	1953	11,712	47.9	64.2	27.9	7.9		

Councillors' majorities 1956

Battersea

1.	● R. Pope	Stormont	64	2.8
2.	● G. Conibear	Stormont	68	3.0
3.	● D. Rayment	Lavender	87	5.9
4.	● Caroline Ganley	Stormont	142	6.3
5.	● R. Bottomley	Broomwood	111	6.6
6.	● H. Ashby	Broomwood	119	7.1
7.	● E. Getting	Lavender	107	7.2
8.	● T. Davies	Lavender	107	7.2
9.	● K. Baker	Broomwood	138	8.2
10.	● M. Shrimpton	Park	317	15.5
11.	● Harry Sendall	Park	331	16.2
12.	● J. Wedgewood	Park	332	16.2
13.	● E. Reynolds	Park	339	16.6
14.	● D. Wall	Bolingbroke	246	21.8
15.	● J. Lane	Bolingbroke	262	23.2
16.	● I. Mayor	Thornton	415	24.2
17.	● T. Ireland	Thornton	428	24.9
18.	● James Fairlee	Thornton	453	26.4
19.	● S. Cooper	Bolingbroke	300	26.5
20.	● J. Evers	St John	630	32.1
21.	● Elizabeth Cooper	Shaftesbury	688	32.8
22.	● C. Lang	Shaftesbury	691	32.9
23.	● Gwynneth Morgan	Nightingale	988	32.2
24.	● William Wye	St John	645	32.9
25.	● M. Cross	Nightingale	1,009	32.9
26.	● A. Marshall	Nightingale	1,032	33.7
27.	● F. Abbott	Nightingale	1,032	33.7
28.	● Bert Harrison	Shaftesbury	709	33.8
29.	● Norah Clarke-Lawrence	Nightingale	1,055	34.4
30.	● W. May	St John	681	34.7
31.	● Sidney Sporle	St John	689	35.1
32.	● Charles Waller	Church	601	53.5
33.	● Walter Malins	Church	613	54.6
34.	● James Golding	Church	619	55.1
35.	● Fred Shaw	Church	634	56.4
36.	● W. Fenner	Vicarage	762	59.0
37.	● A. Adams	Vicarage	777	60.2
38.	● L. Allen	Vicarage	792	61.4
39.	● T. Collyer	Latchmere	840	65.1
40.	● Edgar Boys	Latchmere	850	65.9
41.	● Jack Parker	Queenstown	798	66.4
42.	● Ellen Coles	Latchmere	859	66.6
43.	● F. Powell	Queenstown	809	67.3
44.	● Douglas Prichard	Latchmere	868	67.3
45.	● H. Bickers	Queenstown	825	68.6
46.	● O. Burridge	Queenstown	826	68.7
47.	● Leslie Goodwin	Newtown	484	78.3
48.	● G. Whitehead	Newtown	488	79.0
49.	● C. Davis	Newtown	496	80.3
50.	● W. Simkin	Winstanley	888	83.9
51.	● T. Rose	Nine Elms	708	85.9
52.	● H. Harling	Winstanley	920	86.9
53.	● B. Johns	Nine Elms	720	87.3
54.	● J. Halsey	Nine Elms	745	90.4
55.	● F. Harper	Winstanley	965	91.1

Wandsworth

1.	● Marguerita Sherwood	Springfield	42	0.7
2.	● L. Jeffery	Southfield	53	1.0
3.	● P. Hendrie	Furzedown	65	1.3
4.	● J. James	Southfield	83	1.6
5.	● Frank Sims	Furzedown	87	1.7
6.	● Arthur Fairbairn	Springfield	107	1.9
7.	● C. Quinell	Springfield	116	2.0
8.	● P. Gibson	Furzedown	152	2.9
9.	● L. Hollis	Southfield	164	3.1
10.	● T. Prout	Clapham North	194	3.9
11.	● H. Miles	Clapham North	202	4.0
12.	● S. Hyman	Clapham North	222	4.4
13.	● Frederick Dickson	Balham	257	5.1
14.	● Geoffrey Shrubsall	Balham	259	5.1
15.	● Leonard Dally	Balham	277	5.4
16.	● J. Swetman	Earlsfield	410	8.2
17.	● P. Battley	Earlsfield	463	9.2
18.	● Amy Bush	Earlsfield	489	9.8
19.	● Andrew Bowden	Thamesfield	561	11.2
20.	● K.Hayes	Thamesfield	574	11.4
21.	● Hugh Lester	Thamesfield	584	11.6
22.	● J. Price	Thornton	689	11.7
23.	● Howard Seed	Thornton	704	11.9
24.	● W. Seeley	Thornton	711	12.1
25.	● A. Sore	Tooting	843	14.8
26.	● H. Ivens	Tooting	881	15.4
27.	● S. Curtis	Tooting	940	16.5
28.	● M. Folkard	West Hill	1,029	17.1
29.	● John Tweedie-Smith	West Hill	1,073	17.8
30.	● D. Andrews	West Hill	1,088	18.1
31.	● G. Hickmore	Clapham Park	1,003	18.7
32.	● A. Cowie	Clapham Park	1,018	19.0
33.	● T. Rowland	Clapham Park	1,066	19.9
34.	● E. Lawden	Putney	2,046	22.9
35.	● Olive Haines	Putney	2,140	24.0
36.	● S. Gardner	Putney	2,140	24.0
37.	● F. Watson	Fairfield	1,185	24.4
38.	● Sidney Wellbelove	Graveney	1,400	25.1
39.	● B. Baker	Graveney	1,410	25.3
40.	● Arthur Hill	Graveney	1,421	25.5
41.	● Maria Marshall	Fairfield	1,373	28.3
42.	● Alfred Loughton	Fairfield	1,400	28.9
43.	● Ronald Ash	Bedford	1,935	32.8
44.	● J. Timmings	Bedford	1,970	33.4
45.	● George Dimond	Bedford	1,979	33.6
46.	● J. Allan	Streatham South	1,185	37.1
47.	● Maxwell Nelson-Barrett	Larkhall	1,331	36.3
48.	● H. Wates	Streatham South	1,142	35.7
49.	● Walter Charman	Streatham South	1,179	36.9
50.	● B. White	Larkhall	1,406	38.4
51.	● A. Barker	Larkhall	1,433	39.1
52.	● G. Corner	Streatham Common	1,200	41.4
53.	● C. Brackstone	Streatham Common	1,209	41.7
54.	● L. Smith	Streatham Common	1,219	42.0
55.	● A. Gethin	Streatham Hill	2,007	47.1
56.	● R. Freeman	Streatham Hill	2,061	48.4
57.	● R. Vince	Streatham Hill	2,074	48.7
58.	● M. Steere	St Leonard's	2,101	58.9
59.	● L. Knowles	St Leonard's	2,123	59.5
60.	● J. Westbury	St Leonard's	2,137	59.9

1959

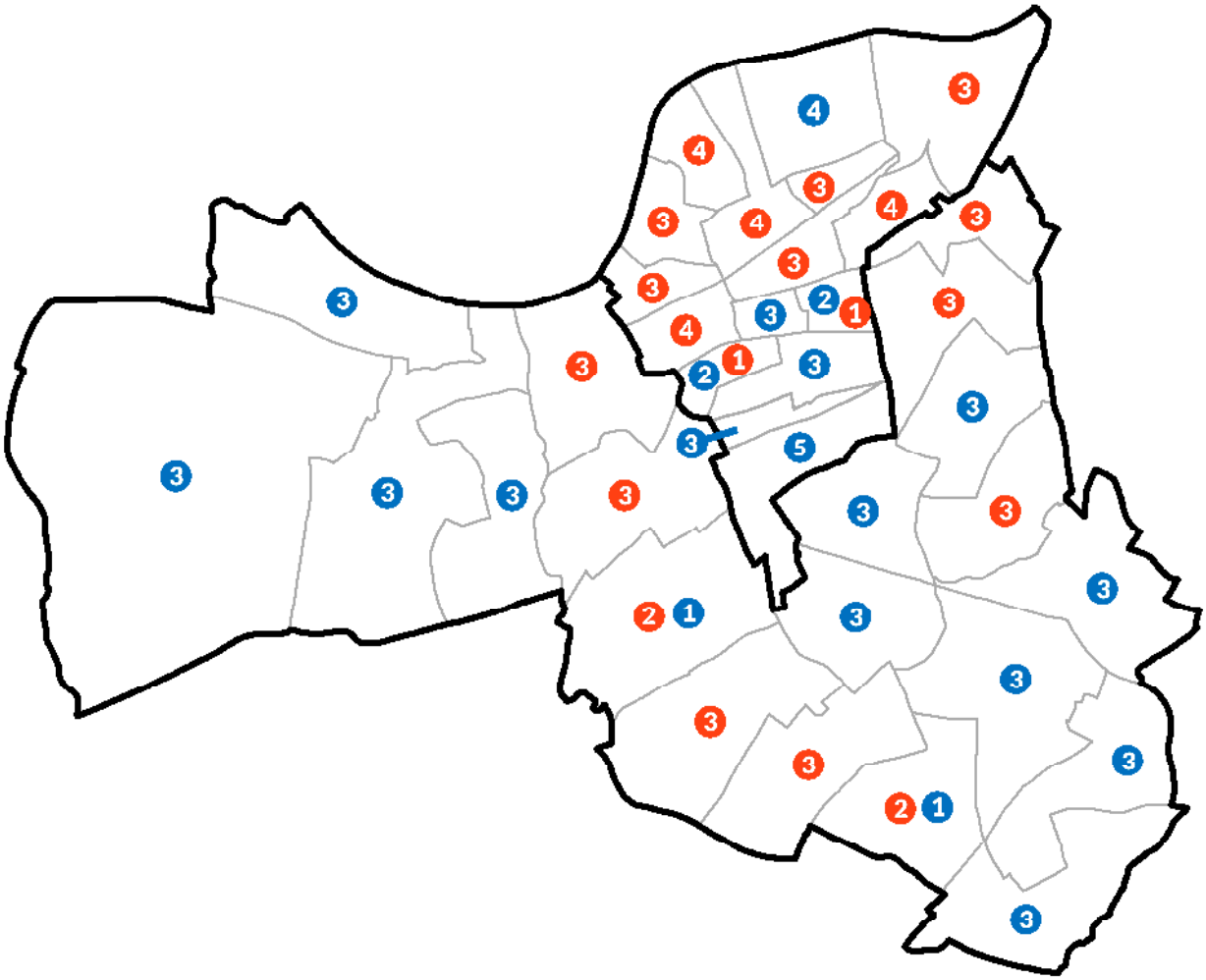

Battersea

Labour	33
Conservatives	22

Wandsworth

Conservatives	35
Labour	25

Bolingbroke

GAIN 2

1959 electorate %turnout		2,925	36.1	- 1.2
E. Matthews	**Con**	**531**	**52.8**	**+14.4**
***J. Lane**	**Lab**	**507**	**50.4**	**- 14.5**
E. Whybrow	**Con**	**506**	**50.3**	**+12.7**
*S. Cooper	Lab	493	49.0	- 12.6
D. Wall	Lab	492	48.9	- 11.3
A. Withey	Con	489	48.6	+11.3
	Maj	38	3.8 ●	
		13	1.3 ●	
	Lab maj	18	1.8 ●	

Broomwood

1959 electorate %turnout		3,382	45.5	- 2.5
***K. Baker**	**Con**	**851**	**57.2**	**+ 4.5**
***H. Ashby**	**Con**	**837**	**56.3**	**+ 4.7**
L. Shackel	**Con**	**800**	**53.8**	**+ 2.7**
F. Beasleigh	Lab	665	44.7	+ 0.2
M. Fahy	Lab	654	44.0	+ 0.7
L. Pratt	Lab	653	43.9	+ 1.1
	Maj	186	12.5 ●	
		172	11.6 ●	
		135	9.1 ●	

Church

1959 electorate %turnout		5,390	22.6	- 3.7
***Frederick Shaw**	**Lab**	**885**	**78.5**	**+ 3.0**
***James A. Golding**	**Lab**	**870**	**77.2**	**+ 3.0**
***Walter Malins**	**Lab**	**865**	**76.7**	**+ 3.0**
***Charles W. Waller**	**Lab**	**824**	**73.1**	**+ 0.5**
L. Fleck	Con	271	24.0	+ 4.9
F. Layng	Con	268	23.8	+ 4.9
C. Thornely	Con	267	23.7	+ 7.2
W. Thorneley	Con	259	23.0	+ 7.3
	Maj	614	54.5 ●	
		599	53.2 ●	
		594	52.7 ●	
		553	49.1 ●	

Latchmere

1959 electorate %turnout		5,663	25.0	+ 2.4
***Ellen Coles**	**Lab**	**983**	**75.4**	**- 9.7**
***Douglas A.G. Prichard**	**Lab**	**981**	**75.3**	**- 9.1**
***Edgar Boys**	**Lab**	**967**	**74.2**	**- 9.5**
***T. Collyer**	**Lab**	**958**	**73.5**	**- 9.4**
T. Cooper	Con	355	27.2	+ 9.4
R. Debonnaire	Con	326	25.0	+ 9.0
Ernest W. Sendall	Con	322	24.7	+ 9.4
A. Ritchie	Con	321	24.6	+ 9.9
	Maj	628	48.2 ●	
		626	48.1 ●	
		612	47.0 ●	
		603	46.3 ●	

Lavender

1959 electorate %turnout		3,595	41.0	- 0.6
***D. Rayment**	**Con**	**791**	**56.4**	**+ 2.1**
L. Bevis	**Con**	**775**	**55.3**	**+ 1.0**
***T. Davies**	**Con**	**771**	**55.0**	**+ 2.0**
Walter E. Fox	Lab	635	45.3	- 1.8
Alexander McLaughlin	Lab	628	44.8	- 1.0
M. Brown	Lab	606	43.2	- 2.4
	Maj	107	7.2 ●	
		107	7.2 ●	
		87	5.9 ●	

Newtown

1959 electorate %turnout		3,834	21.2	+ 4.1
***Leslie W. Goodwin**	**Lab**	**668**	**87.9**	**- 3.2**
***G. Whitehead**	**Lab**	**658**	**86.6**	**- 3.2**
***C. Davis**	**Lab**	**646**	**85.0**	**- 4.1**
S. Mainwairing	Con	119	15.7	+ 4.9
G. Currie	Con	100	13.2	+ 3.2
E. De Bourbel	Con	89	11.7	+ 2.5
	Maj	549	72.2 ●	
		539	70.9 ●	
		527	69.3 ●	

Nightingale

1959 electorate %turnout		7,919	42.2	+ 3.5
***F. Abbott**	**Con**	**2,153**	**65.0**	**- 3.2**
***Norah Clarke-Lawrence**	**Con**	**2,135**	**64.5**	**- 3.0**
D. Bates	**Con**	**2,134**	**64.4**	**- 3.1**
A. Hayes	**Con**	**2,107**	**63.6**	**- 3.1**
***Gwynneth W. Morgan**	**Con**	**2,095**	**63.3**	**- 2.7**
B. Emery	Lab	1,223	36.9	+ 3.1
J. Chantler	Lab	1,198	36.2	+ 3.0
Cyril Holliday	Lab	1,191	36.0	+ 3.1
W. Stephens	Lab	1,175	35.5	+ 3.0
J. Wallis	Lab	1,146	34.6	+ 2.8
	Maj	1,055	34.4 ●	
		1,032	33.7 ●	
		1,032	33.7 ●	
		1,009	32.9 ●	
		988	32.2 ●	

Nine Elms

1959 electorate %turnout		4,880	16.5	- 0.8
***J. Halsey**	**Lab**	**672**	**92.4**	**- 4.4**
***B. Johns**	**Lab**	**655**	**90.1**	**- 3.4**
***T. Rose**	**Lab**	**618**	**85.0**	**- 7.1**
A. McInnes	Con	98	13.5	+ 7.3
C. Mounsey	Con	77	10.6	+ 4.5
E. Moeller	Con	62	8.5	+ 2.9
	Maj	574	78.9 ●	
		557	76.6 ●	
		520	71.5 ●	

Park

1959 electorate %turnout		5,424	38.3	+ 0.7
James Carmichael	**Con**	**1,244**	**63.4**	**+ 4.8**
***Harry W. Sendall**	**Con**	**1,209**	**61.7**	**+ 3.4**
M. Thomas	**Con**	**1,201**	**61.3**	**+ 3.1**
W. Jones	**Con**	**1,195**	**60.9**	**+ 3.4**
E. Bond	Lab	778	39.7	- 2.3
A. Fowler	Lab	750	38.3	- 3.7
I. Alexander	Lab	736	37.5	- 4.4
W. Woodley	Lab	730	37.2	- 4.5
	Maj	466	23.7 ●	
		431	22.0 ●	
		423	21.6 ●	
		417	21.2 ●	

Queenstown

1959 electorate %turnout		6,218	23.9	+ 5.1
***Jack Parker**	**Lab**	**1,018**	**72.4**	**- 8.2**
***O. Burridge**	**Lab**	**1,017**	**72.4**	**- 8.1**
F. Powell	**Lab**	**985**	**70.1**	**- 9.1**
***H. Bickers**	**Lab**	**980**	**69.7**	**- 8.6**
P. Harris	Con	246	17.5	+ 8.4
E. Gallefant	Con	243	17.3	+ 8.3
M. Hudman	Con	243	17.3	+ 9.1
A. Walsh	Con	216	15.4	+ 8.0
E. Dawes	Comm	196	13.9	+ 2.0
L. Keith	Comm	141	10.0	
	Maj	772	54.9 ●	
		771	54.9 ●	
		739	52.6 ●	
		734	52.2 ●	

St John

1959 electorate %turnout		5,565	32.5	- 3.2
***W. May**	**Lab**	**1,100**	**65.6**	**- 3.1**
***Sidney Sporle**	**Lab**	**1,080**	**64.4**	**- 3.9**
***William Wye**	**Lab**	**1,041**	**62.0**	**- 4.5**
***J. Evers**	**Lab**	**1,032**	**61.5**	**- 4.2**
R. Johnson	Con	622	37.1	+ 3.5
D. Saunders	Con	614	36.6	+ 3.2
R. Palau	Con	613	36.5	+ 4.1
K. Williams	Con	609	36.3	+ 4.9
	Maj	478	28.5 ●	
		458	27.3 ●	
		419	24.9 ●	
		410	24.4 ●	

Shaftesbury

1959 electorate %turnout		5,154	42.9	+ 1.9
***Elizabeth Cooper**	**Lab**	**1,257**	**58.9**	**- 2.0**
***C. Lang**	**Lab**	**1,254**	**58.7**	**- 1.3**
***Herbert Harrison**	**Lab**	**1,242**	**58.2**	**- 1.7**
B. Clapton	Con	521	24.4	- 2.7
J. Butcher	Con	513	24.0	- 2.0
D. Hayes	Con	511	23.9	- 2.0
C. Gittins	L	382	17.9	+ 3.9
Victor J. Howe	L	379	17.8	+ 3.9
Basil Weekley	L	346	16.2	+ 4.1
	Maj	736	34.5 ●	
		733	34.3 ●	
		721	33.8 ●	

Stormont

GAIN 1

1959 electorate %turnout		4,931	44.9	- 1.1
***Caroline Ganley**	**Lab**	**1,095**	**51.9**	**- 3.0**
C. Jackson	**Con**	**1,058**	**50.1**	**+ 1.5**
J. Dunning	**Lab**	**1,053**	**49.9**	**- 1.7**
*G. Conibear	Lab	1,045	49.5	- 1.9
F. Tyler	Con	1,045	49.5	+ 2.1
J. Warburton	Con	1,036	49.1	+ 3.0
	Maj	50	2.4 ●	
		13	0.6 ●	
		8	0.4 ●	

Vicarage

1959 electorate %turnout		4,613	26.5	+ 0.5
***A. Adams**	**Lab**	**945**	**79.2**	**0.0**
***W. Fenner**	**Lab**	**931**	**78.0**	**0.0**
***L. Allen**	**Lab**	**903**	**75.7**	**- 1.1**
John Evans	Comm	146	12.2	- 5.6
J. Brooke	Con	138	11.6	+ 7.1
S. Johnston	Con	119	10.0	+ 5.9
E. Macdonald	Con	106	8.9	+ 4.8
	Maj	799	67.0 ●	
		785	65.8 ●	
		757	63.5 ●	

Thornton

1959 electorate %turnout		3,985	49.9	+ 8.6
James Fairlee	**Con**	**1,105**	**51.3**	**- 12.7**
***I. Mayor**	**Con**	**1,076**	**50.0**	**- 12.5**
***T. Ireland**	**Con**	**1,040**	**48.3**	**- 13.5**
T. Lamb	Lab	594	27.6	- 10.0
R. Hale	Lab	584	27.1	- 10.2
W. Wotton	Lab	575	26.7	- 10.2
C. Hurley	L	494	23.0	
	Maj	511	23.7 ●	
		482	22.4 ●	
		446	20.7 ●	

Winstanley

1959 electorate %turnout		4,951	21.7	+ 1.0
***F. Harper**	**Lab**	**952**	**98.0**	**- 0.3**
***W. Simkin**	**Lab**	**874**	**90.0**	**- 4.1**
H. Watkins	**Lab**	**873**	**89.9**	**- 1.2**
W. Elliott	Con	75	7.7	+ 0.5
V. Rickards	Con	73	7.5	+ 2.0
D. Fleck	Con	67	6.9	+ 3.0
	Maj	877	90.3 ●	
		799	82.3 ●	
		798	82.2 ●	

Balham

1959 electorate %turnout		10,434	48.3	+ 2.2
***Leonard Dally**	**Con**	**2,836**	**57.7**	**+ 4.6**
***Frederick G. Dickson**	**Con**	**2,812**	**57.2**	**+ 4.5**
***Geoffrey Shrubsall**	**Con**	**2,792**	**56.8**	**+ 4.1**
William C. Burrow	Lab	2,136	43.5	- 4.1
A. Dongray	Lab	2,083	42.4	- 5.0
M. Tunesi	Lab	2,077	42.3	- 4.2
	Maj	700	14.2 ●	
		676	13.7 ●	
		656	13.3 ●	

Bedford

1959 electorate %turnout		12,893	45.4	- 0.4
***Ronald Ash**	**Con**	**3,453**	**60.1**	**- 5.9**
***George Dimond**	**Con**	**3,413**	**59.4**	**- 7.4**
***J. Timmings**	**Con**	**3,353**	**58.4**	**- 7.8**
C. Blau	Lab	1,640	28.5	- 4.9
D. Berkowitz	Lab	1,639	28.5	- 4.9
W. Smith	Lab	1,587	27.6	- 5.5
P. Elsbury	L	621	10.8	
E. Stedman	L	621	10.8	
D. Heywood	L	599	10.4	
A. Hewitt	Ind Con		136	2.4
C. Taylor	Ind Con		93	1.6
A. Matthew	Ind Con		79	1.4
	Maj	1,813	31.6 ●	
		1,773	30.9 ●	
		1,713	29.9 ●	

Clapham North

1959 electorate %turnout		10,549	38.0	- 0.6
M. Bramson	**Lab**	**2,107**	**53.6**	**- 0.3**
M. Lee	**Lab**	**2,016**	**51.3**	**- 1.6**
H. Feaver	**Lab**	**2,014**	**51.2**	**- 0.4**
F. Bakewell	Con	1,927	49.0	+ 1.3
B. Martin	Con	1,869	47.5	0.0
D. Yelland	Con	1,863	47.4	+ 1.1
	Maj	180	4.6 ●	
		89	2.3 ●	
		87	2.2 ●	

Clapham Park

1959 electorate %turnout		11,984	42.6	0.0
***T. Rowland**	**Con**	**3,033**	**57.7**	**- 0.5**
***A. Cowie**	**Con**	**2,933**	**55.8**	**- 1.5**
***G. Hickmore**	**Con**	**2,914**	**55.5**	**- 1.5**
John Miller	Lab	1,817	34.6	- 3.7
K. Kempton	Lab	1,816	34.6	- 3.6
A. Wawman	Lab	1,797	34.2	- 3.5
T. Barnes	Ind	482	9.2	
	Maj	1,216	23.1 ●	
		1,116	21.2 ●	
		1,097	20.9 ●	

Earlsfield

1959 electorate %turnout		11,400	44.0	- 0.7
***Amy E. Bush**	**Lab**	**2,706**	**55.2**	**- 0.6**
Joan Lestor	**Lab**	**2,623**	**53.5**	**- 1.7**
Harold Seed	**Lab**	**2,586**	**52.8**	**- 1.4**
K. Golding	Con	2,155	44.0	- 2.0
B. Arthurs	Con	2,146	43.8	- 1.1
S. Panter	Con	2,140	43.7	- 0.3
W. Brightley	Comm	127	2.6	
L. James	Comm	108	2.2	
J. Perry	Comm	104	2.1	
	Maj	551	11.2 ●	
		468	9.5 ●	
		431	8.8 ●	

Fairfield

1959 electorate %turnout		10,786	43.5	+ 1.6
***Maria E. Marshall**	**Lab**	**2,687**	**57.2**	**- 4.2**
***Alfred A. Loughton**	**Lab**	**2,664**	**56.7**	**- 4.1**
J. James	**Lab**	**2,651**	**56.4**	**- 0.5**
Gordon S. Passmore	Con	1,780	37.9	+ 5.4
G. Walker	Con	1,704	36.3	+ 3.9
M. Calle	Con	1,698	36.1	+ 3.9
Gladys M. Easton	Comm	303	6.5	- 1.4
	Maj	907	19.3 ●	
		884	18.8 ●	
		871	18.5 ●	

Furzedown

GAIN 1

1959 electorate %turnout		11,247	49.3	+ 4.2
C. Gibbons	**Con**	**2,759**	**50.7**	**+ 2.5**
***P. Hendrie**	**Lab**	**2,714**	**49.9**	**- 1.2**
***Frank Sims**	**Lab**	**2,706**	**49.8**	**- 0.1**
*P. Gibson	Lab	2,696	49.6	+ 0.1
K. Fordham	Con	2,541	46.7	- 0.2
J. Gorman	Con	2,375	43.7	- 1.5
S. Walton	Comm	174	3.2	+ 0.1
	Maj	63	1.1 ●	
		173	3.2	
		165	3.1	

Graveney

1959 electorate %turnout		13,034	44.0	+ 0.4
William Carnie	**Lab**	**3,407**	**61.3**	**- 1.7**
G. Eckler	**Lab**	**3,335**	**60.0**	**- 2.8**
***Arthur J. Hill**	**Lab**	**3,292**	**59.2**	**- 3.4**
K. Duncan	Con	2,302	41.4	+ 3.9
J. Hudson	Con	2,181	39.2	+ 1.9
P. Walsh	Con	2,156	38.8	+ 2.0
	Maj	1,105	19.9 ●	
		1,033	18.6 ●	
		990	17.8 ●	

Larkhall

1959 electorate %turnout		9,306	37.4	+ 2.0
***A. Barker**	**Lab**	**2,213**	**63.4**	**- 3.0**
F. Trinder	**Lab**	**2,186**	**62.6**	**- 3.1**
***S. Hyman**	**Lab**	**2,174**	**62.3**	**- 1.3**
H. Edwards	Con	1,113	31.9	+ 4.6
J. Hawthorne	Con	1,113	31.9	+ 4.9
P. Fowler	Con	1,083	31.0	+ 5.4
E. Driscoll	Comm	196	5.6	- 2.5
	Maj	1,100	31.5 ●	
		1,073	30.7 ●	
		1,061	30.4 ●	

Putney

1959 electorate %turnout		21,897	49.9	- 0.6
***S. Gardner**	**Con**	**6,125**	**57.6**	**- 2.6**
J. Findlay	**Con**	**6,124**	**57.6**	**- 2.6**
***E. Lawden**	**Con**	**6,078**	**57.2**	**- 1.9**
E. Henrich	Lab	4,578	43.1	+ 6.9
J. May	Lab	4,513	42.5	+ 6.8
Sidney Gowlett	Lab	4,464	42.0	+ 7.3
	Maj	1,547	14.5 ●	
		1,546	14.5 ●	
		1,500	14.1 ●	

St Leonard's

1959 electorate %turnout		9,308	40.0	- 3.1
***L. Knowles**	**Con**	**2,973**	**82.3**	**+ 2.0**
***J. Westbury**	**Con**	**2,971**	**82.3**	**+ 2.4**
***M. Steere**	**Con**	**2,944**	**81.5**	**+ 2.2**
G. Simmons	Lab	674	18.7	- 1.7
D. Moulder	Lab	638	17.7	- 2.4
I. Berger	Lab	635	17.6	- 2.4
	Maj	2,299	63.6 ●	
		2,297	63.6 ●	
		2,270	62.8 ●	

Southfield

GAIN 3

1959 electorate %turnout		11,504	45.1	- 0.5
***Andrew Bowden**	**Con**	**2,687**	**53.4**	**+ 3.1**
K. Webb	**Con**	**2,633**	**52.3**	**+ 4.0**
***Dennis T.L. Mallam**	**Con**	**2,608**	**51.8**	**+ 3.9**
*L. Hollis	Lab	2,449	48.6	- 4.0
J. Brady	Lab	2,395	47.6	- 3.5
T. Winstanley	Lab	2,335	46.4	- 4.1
	Maj	238	4.8 ●	
		184	3.7 ●	
		159	3.2 ●	

Springfield

GAIN 1

1959 electorate %turnout		11,714	55.1	+ 4.2
George F. Rowe	**Lab**	**3,215**	**51.1**	**+ 0.9**
H. Adams	**Con**	**3,196**	**50.8**	**- 1.0**
M. Challen	**Lab**	**3,168**	**50.3**	**+ 0.5**
A. Fairbairn	Lab	3,156	50.1	+ 0.8
*C. Quinnell	Con	3,106	49.3	- 1.2
T. Howard	Con	3,048	48.4	+ 0.1
	Maj	109	1.8 ●	
		40	0.7 ●	
		62	1.0 ●	

Streatham Common

1959 electorate %turnout		8,528	35.4	+ 1.6
***C. Brackstone**	**Con**	**2,143**	**73.4**	**+ 5.0**
***G. Corner**	**Con**	**2,138**	**73.2**	**+ 5.1**
***L. Smith**	**Con**	**2,079**	**71.2**	**+ 3.4**
F. Conchie	Lab	833	28.5	+ 2.1
R. Haymes	Lab	787	26.9	+ 1.4
E. Horstead	Lab	781	26.7	+ 1.6
	Maj	1,310	44.9 ●	
		1,305	44.7 ●	
		1,246	42.7 ●	

Streatham Hill

1959 electorate %turnout		12,613	38.0	+ 5.5
***A. Gethin**	**Con**	**3,239**	**75.3**	**+ 4.5**
M. Rapinet	**Con**	**3,238**	**75.3**	**+ 4.8**
***R. Freeman**	**Con**	**3,218**	**74.8**	**+ 5.6**
J. Fraser	Lab	1,078	25.1	+ 3.0
A. Crouch	Lab	1,067	24.8	+ 3.3
M. Verden	Lab	1,061	24.7	+ 3.4
	Maj	2,161	50.2 ●	
		2,160	50.2 ●	
		2,140	49.7 ●	

Streatham South

1959 electorate %turnout		9,073	37.3	+ 2.9
***Walter Charman**	**Con**	**2,476**	**75.5**	**+ 6.1**
D. Copperwheat	**Con**	**2,458**	**74.9**	**+ 5.7**
***H. Wates**	**Con**	**2,397**	**73.0**	**+ 5.0**
J. Gibson	Lab	883	26.9	- 5.4
E. Tarver	Lab	819	25.0	- 5.6
B. Jackson	Lab	811	24.7	- 5.9
	Maj	1,593	48.6 ●	
		1,575	48.0 ●	
		1,514	46.1 ●	

Thamesfield

1959 electorate %turnout		12,701	43.1	+ 3.9
***Olive Haines**	**Con**	**3,091**	**58.5**	**+ 2.3**
***Hugh D. Lester**	**Con**	**2,981**	**56.4**	**+ 0.4**
Clifford Symons	**Con**	**2,945**	**55.8**	**0.0**
E. Huggett	Lab	2,324	44.0	- 0.6
T. Fake	Lab	2,273	43.0	- 1.0
E. Whitlock	Lab	2,229	42.2	- 1.2
	Maj	767	14.5 ●	
		657	12.4 ●	
		621	11.8 ●	

Thornton

1959 electorate %turnout		13,530	42.2	- 2.4
L. Drake	**Lab**	**3,048**	**53.6**	**- 2.8**
F. Anderson	**Lab**	**3,018**	**53.1**	**- 3.1**
***W. Seeley**	**Lab**	**3,012**	**53.0**	**- 3.0**
P. Dalton	Con	2,509	44.1	- 0.2
J. Lee	Con	2,432	42.8	- 0.8
T. Williams	Con	2,389	42.0	- 1.6
Edward Larkin	Ind	219	3.8	
	Maj	539	9.5 ●	
		509	9.0 ●	
		503	8.9 ●	

Tooting

1959 electorate %turnout		12,700	38.9	- 0.9
***A. Sore**	**Lab**	**2,545**	**52.8**	**- 6.2**
***S. Curtis**	**Lab**	**2,529**	**52.5**	**- 5.4**
R. Perkins	**Lab**	**2,497**	**51.8**	**- 5.5**
I. Marshall	Con	1,844	38.3	- 4.2
P. Flett-Miles	Con	1.808	37.5	- 4.4
N. Berry	Con	1,789	37.1	- 4.3
E. Blogg	L	497	10.3	
C. Burns	L	485	10.1	
R. Healey	L	462	9.6	
	Maj	701	14.5 ●	
		685	14.2 ●	
		653	13.5 ●	

West Hill

1959 electorate %turnout		14,797	43.6	- 1.1
***M. Folkard**	**Con**	**3,776**	**60.1**	**+ 0.4**
***John Tweedie-Smith**	**Con**	**3,768**	**60.0**	**+ 0.6**
A. Lawer	**Con**	**3,740**	**59.6**	**+ 0.9**
W. Townsend	Lab	2,553	40.7	- 0.9
Samuel P. Dougherty	Lab	2,542	40.5	- 0.4
F. Watson	Lab	2,454	39.1	- 0.5
	Maj	1,223	19.4 ●	
		1,215	19.3 ●	
		1,187	18.9 ●	

Summary of election results - Battersea

	Year	Elec	%Poll	Con	Lab	L	Comm
Bolingbroke	1959	2,925	36.1	50.6	49.4		
	1956	3,101	37.3	37.8	62.2		
Broomwood	1959	3,382	45.5	55.8	44.2		
	1956	3,533	48.0	51.8	43.5		4.6
Church	1959	5,390	22.6	23.6	76.4		
	1956	5,887	18.9	17.3	74.0		8.7
Latchmere	1959	5,663	25.0	25.4	74.6		
	1956	6,053	22.6	16.0	84.0		
Lavender	1959	3,595	41.0	55.6	44.4		
	1956	3,698	41.6	53.9	46.1		
Newtown	1959	3,834	21.2	13.5	86.5		
	1956	3,769	17.1	10.0	90.0		
Nightingale	1959	7,919	42.2	64.2	35.8		
	1956	8,238	38.7	67.2	32.8		
Nine Elms	1959	4,880	16.5	10.8	89.2		
	1956	5,100	17.3	6.0	94.0		
Park	1959	5,424	38.3	61.8	38.2		
	1956	5,640	37.6	58.1	41.9		
Queenstown	1959	6,218	23.9	16.9	71.2		11.9
	1956	6,349	18.8	8.5	79.7		11.9
St John	1959	5,565	32.5	36.6	63.4		
	1956	5,823	35.7	32.7	67.3		
Shaftesbury	1959	5,154	42.9	24.1	58.6	17.3	
	1956	5,313	41.0	26.3	60.3	13.3	
Stormont	1959	4,931	44.9	49.4	50.6		
	1956	5,156	46.0	47.4	52.6		
Thornton	1959	3,985	49.9	49.9	27.1	23.0	
	1956	4,250	41.3	62.8	37.2		
Vicarage	1959	4,613	26.5	10.2	77.6		12.2
	1956	4,805	26.0	4.2	78.0		17.8
Winstanley	1959	4,951	21.7	7.4	92.6		
	1956	5,421	20.7	5.5	94.5		

Summary of election results - Wandsworth

	Year	Elec	%Poll	Con	Lab	L	Comm	Ind
Balham	1959	10,434	48.3	57.2	42.8			
	1956	11,105	46.5	52.8	47.2			
Bedford	1959	12,893	45.4	59.3	28.2	10.7		1.8
	1956	13,262	45.8	66.7	33.3			
Clapham North	1959	10,549	38.0	48.0	52.0			
	1956	11,137	38.6	47.2	52.8			
Clapham Park	1959	11,984	42.6	56.3	34.5			9.2
	1956	12,707	42.4	57.5	38.1			4.4
Earlsfield	1959	11,400	44.0	43.8	53.8		2.3	
	1956	11,999	43.3	45.0	55.0			
Fairfield	1959	10,786	43.5	36.8	56.8		6.5	
	1956	11,478	41.9	32.4	59.7		7.9	
Furzedown	1959	11,247	49.3	47.0	49.8		3.2	
	1956	11,766	45.1	46.8	50.2		3.1	
Graveney	1959	13,034	44.0	39.8	60.2			
	1956	13,196	43.6	37.2	62.8			
Larkhall	1959	9,306	37.4	31.6	62.8		5.6	
	1956	10,161	35.4	26.6	65.2		8.1	
Putney	1959	21,897	49.9	57.5	42.5			
	1956	17,561	50.5	59.8	35.5		4.7	
St Leonard's	1959	9,308	40.0	82.0	18.0			
	1956	9,946	36.9	79.8	20.2			
Southfield	1959	11,504	45.1	52.5	47.5			
	1956	12,087	45.6	48.6	51.4			
Springfield	1959	11,714	55.1	49.5	50.5			
	1956	11,928	50.9	50.2	49.8			
Streatham Common	1959	8,528	35.4	72.6	27.4			
	1956	8,839	33.8	68.1	25.7	6.2		
Streatham Hill	1959	12,613	38.0	75.1	24.9			
	1956	13,073	32.5	70.2	21.6	5.5		2.7
Streatham South	1959	9,073	37.3	74.5	25.5			
	1956	9,479	34.4	68.9	31.1			
Thamesfield	1959	12,701	43.1	56.9	43.1			
	1956	13,412	39.2	56.0	44.0			
Thornton	1959	13,530	42.2	43.0	53.2			3.8
	1956	13,580	44.6	43.8	56.2			
Tooting	1959	12,700	38.9	37.6	52.4	10.0		
	1956	13,650	43.1	41.9	58.1			3.7
West Hill	1959	14,797	43.6	59.9	40.1			
	1956	13,808	44.7	59.3	40.7			

Councillors' majorities 1959

Battersea

1.	● C. Jackson	Stormont	8	0.4
2.	● J. Dunning	Stormont	13	0.6
3.	● E. Whybrow	Bolingbroke	13	1.3
4.	● J. Lane	Bolingbroke	18	1.8
5.	● Caroline Ganley	Stormont	50	2.4
6.	● E. Matthews	Bolingbroke	38	3.8
7.	● T. Davies	Lavender	87	5.9
8.	● L. Bevis	Lavender	107	7.2
9.	● D. Rayment	Lavender	107	7.2
10.	● L. Shackel	Broomwood	135	9.1
11.	● H. Ashby	Broomwood	172	11.6
12.	● K. Baker	Broomwood	186	12.5
13.	● T. Ireland	Thornton	446	20.7
14.	● W. Jones	Park	417	21.2
15.	● M. Thomas	Park	423	21.6
16.	● Harry Sendall	Park	431	22.0
17.	● I. Mayor	Thornton	482	22.4
18.	● James Carmichael	Park	466	23.7
19.	● Jaimes Fairlee	Thornton	511	23.7
20.	● J. Evers	St John	410	24.4
21.	● William Wye	St John	419	24.9
22.	● Sidney Sporle	St John	458	27.3
23.	● W. May	St John	478	28.5
24.	● Gwynneth Morgan	Nightingale	988	32.2
25.	● A. Hayes	Nightingale	1,009	32.9
26.	● D. Bates	Nightingale	1,032	33.7
27.	● Norah Clarke-Lawrence	Nightingale	1,032	33.7
28.	● Bert Harrison	Shaftesbury	721	33.8
29.	● C. Lang	Shaftesbury	733	34.3
30.	● F. Abbott	Nightingale	1,055	34.4
31.	● Elizabeth Cooper	Shaftesbury	736	34.5
32.	● T. Collyer	Latchmere	603	46.3
33.	● Edgar Boys	Latchmere	612	47.0
34.	● Douglas Prichard	Latchmere	626	48.1
35.	● Ellen Coles	Latchmere	628	48.2
36.	● Charles Waller	Church	553	49.1
37.	● H. Bickers	Queenstown	734	52.2
38.	● F. Powell	Queenstown	739	52.6
39.	● Walter Malins	Church	594	52.7
40.	● James Golding	Church	599	53.2
41.	● Frederick Shaw	Church	614	54.5
42.	● O. Burridge	Queenstown	771	54.9
43.	● Jack Parker	Queenstown	772	54.9
44.	● L. Allen	Vicarage	757	63.5
45.	● W. Fenner	Viarage	785	65.8
46.	● A. Adams	Vicarage	799	67.0
47.	● C. Davis	Newtown	527	69.3
48.	● G. Whitehead	Newtown	539	70.9
49.	● T. Roe	Nine Elms	520	71.5
50.	● Leslie Goodwin	Newtown	549	72.2
51.	● B. Johns	Nine Elms	557	76.6
52.	● J. Halsey	Nine Elms	574	78.9
53.	● H. Watkins	Winstanley	798	82.2
54.	● W. Simkin	Winstanley	799	82.3
55.	● F. Harper	Winstanley	877	90.3

Wandsworth

1.	● H. Adams	Springfield	40	0.7
2.	● M. Challen	Springfield	62	1.0
3.	● C. Gibbons	Furzedown	63	1.1
4.	● George Rowe	Springfield	109	1.8
5.	● H. Feaver	Clapham North	87	2.2
6.	● M. Lee	Clapham North	89	2.3
7.	● Frank Sims	Furzedown	165	3.1
8.	● Dennis Mallam	Southfield	159	3.2
9.	● P. Hendrie	Furzedown	173	3.2
10.	● K. Webb	Southfield	184	3.7
11.	● M. Bramson	Clapham North	180	4.6
12.	● Andrew Bowden	Southfield	238	4.8
13.	● Harold Seed	Earlsfield	431	8.8
14.	● W. Seeley	Thornton	503	8.9
15.	● F. Anderson	Thornton	509	9.0
16.	● Joan Lestor	Earlsfield	468	9.5
17.	● L. Drake	Thornton	539	9.5
18.	● Amy Bush	Earlsfield	551	11.2
19.	● Clifford Symons	Thamesfield	621	11.8
20.	● Hugh Lester	Thamesfield	657	12.4
21.	● Geoffrey Shrubsall	Balham	656	13.3
22.	● R. Perkins	Tooting	653	13.5
23.	● Frederick Dickson	Balham	676	13.7
24.	● E. Lawden	Putney	1,500	14.1
25.	● S. Curtis	Tooting	685	14.2
26.	● Leonard Dally	Balham	700	14.2
27.	● A. Sore	Tooting	701	14.5
28.	● Olive Haines	Thamesfield	767	14.5
29.	● J. Findlay	Putney	1,546	14.5
30.	● S. Gardner	Putney	1,547	14.5
31.	● Arthur Hill	Graveney	990	17.8
32.	● J. James	Fairfield	871	18.5
33.	● G. Eckler	Graveney	1,033	18.6
34.	● Alfred Loughton	Fairfield	884	18.8
35.	● A. Lawer	West Hill	1,187	18.9
36.	● Maria Marshall	Fairfield	907	19.3
37.	● John Tweedie-Smith	West Hill	1,215	19.3
38.	● M. Folkard	West Hill	1,223	19.4
39.	● William Carnie	Graveney	1,105	19.9
40.	● G.Hickmore	Clapham Park	1,097	20.9
41.	● A. Cowie	Clapham Park	1,116	21.2
42.	● T. Rowland	Clapham Park	1,216	23.1
43.	● J. Timmings	Bedford	1,713	29.9
44.	● George Dimond	Bedford	1,773	30.9
45.	● Ronald Ash	Bedford	1,813	31.6
46.	● S. Hyman	Larkhall	1,061	30.4
47.	● F. Trinder	Larkhall	1,073	30.7
48.	● A. Barker	Larkhall	1,100	31.5
49.	● L. Smith	Streatham Common	1,246	42.7
50.	● G. Corner	Streatham Common	1,305	44.7
51.	● C. Brackstone	Streatham Common	1,310	44.9
52.	● H. Wates	Streatham South	1,514	46.1
53.	● D. Copperwheat	Streatham South	1,575	48.0
54.	● Walter Charman	Streatham South	1,593	48.6
55.	● R. Freeman	Streatham Hill	2,140	49.7
56.	● M. Rapinet	Streatham Hill	2,160	50.2
57.	● A. Gethin	Streatham Hill	2,161	50.2
58.	● M. Steere	St Leonard's	2,270	62.8
59.	● J. Westbury	St Leonard's	2,297	63.6
60.	● L.Knowles	St Leonard's	2,299	63.6

1962

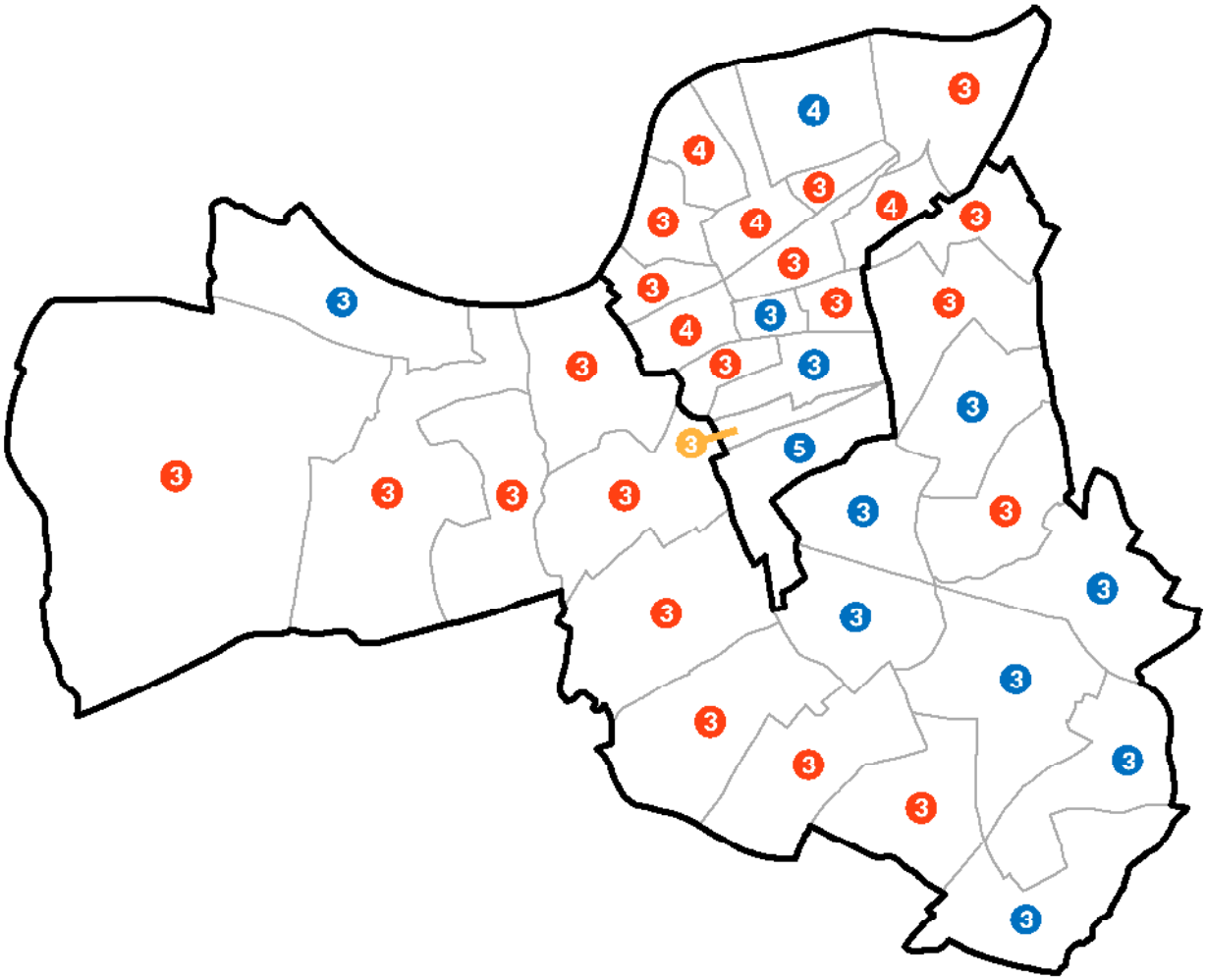

Battersea

Labour	37
Conservatives	15
Liberals	3

Wandsworth

Labour	36
Conservatives	24

Bénédictine D.O.M
THE WORLD FAMOUS LIQUEUR

Evening Standard
42,891 FRIDAY, MAY 11, 1962 ●●3d.

WEST END FINAL CLOSING PRICES
say Bonsoir
FOR THE REST OF YOUR LIFE
BONSOIR PYJAMAS LONDON W1

569 Tory losses: Young voters back Liberals

TORY TARGET No. 1 —JO GRIMOND!

Swing to the Left spotlights General Election challenge

By ROBERT CARVEL

The borough elections have spotlighted the devastating effect which a growing Liberal challenge could have for Tory prospects in the next General Election.

The Government's top tactical priority is now clear. It is somehow to check the powerful surge of disgruntled voters to Mr. Grimond's candidates.

THE MOST SIGNIFICANT ELEMENT IN THE BATTLE FOR THE TOWN HALLS IN WHICH THE TORIES HAVE LOST 560 SEATS, IS UNDOUBTEDLY THE LIBERAL ADVANCE.

It looks more like the long-heralded "grass roots revival" than anything seen so far. They are nearly through the roof with delight.

YOUNG BACK LIBERALS

With a sprinkling of councillors in many places, the Liberals have an important new incentive for keeping local party organisations in fighting trim.

This could be a vital factor in future Parliamentary campaigns.

It is now much easier to see how extremely menacing they are for the Government.

They threaten to do much more damage to the Tories than anything Labour can do to hurt them.

Experts in all parties agree that a high proportion of young voters are supporting the Liberals.

It is estimated that, on average, 4000 people will be voting for the first time in each constituency at the next General Election.

GOOD FOR LABOUR

Preliminary analysis of the borough voting suggests that the appearance of a Liberal candidate has nearly everywhere been good for Labour.

The Liberals have not done well in Central London. But they struck near-Orpington form in other dormitory suburbs and in provincial areas where Labour's prospects are poor. The West Country looks promising for Mr. Grimond.

He hopes for five or six new MPs from west of Exeter

With nearly 300 Parliamentary candidates already

● Page Seventeen, Col. 2

Latest state of the parties

	GAINS	LOSSES	NEW SEATS
Tories	13	569	2
Labour	370	78	12
Liberal	344	12	1
Independent	53	123	Nil
Communist	2	Nil	Nil

The 9756 candidates for the 4239 contested seats were Conservative 3179; Labour, 3648; Liberal, 1583; Independent, 991; Communist, 335. There were 714 candidates returned unopposed.

Labour gain at St. Pancras

'WE'LL FLY THE RED FLAG AGAIN'

By MICHAEL KING

After three turbulent years, the Tories have lost control of St. Pancras, the former Red Flag borough.

Labour got back into power with a massive 32 majority.

Labour Councillor Paddy O'Connor said this afternoon: "During the election the Tories smeared us about our Red Flag but the electorate rejected them. I think that gives us the right to fly it again with impunity."

In Ward Five, which covers the giant Regent's Park housing estate, scene of the first riots, Labour candidates captured all nine seats from the Tories.

London: Latest figures

	Gains	Losses
CON.	0	87
LAB.	77	9
LIBERAL	14	0
IND.	5	1
COM.	1	0

TORY LOSSES: 87

This evening, with only the full result of the Lewisham election outstanding, the Tories had lost a total of 87 seats in the London boroughs.

News that Labour had snatched back St. Pancras followed Wandsworth's earlier swing to the Left.

These councils are Labour's only two gains in the Metropolitan area.

The Tories kept Paddington—Labour's next best hope.

Out of 373 Liberals who contested seats on the London councils only 11 have so far been returned.

At Stepney a woman Independent changed to Liberal to make it a round dozen.

The biggest Liberal challenge was at Lewisham.

In Stepney Labour, which still controls the council, has lost one seat to a Communist candidate and one to a Liberal.

In Finsbury Labour has gained a further three seats on the council it already controls and in Tory Kensington there are six new Labour seats.

● London poll shocks.—Page 17.

LATEST RESULTS —PAGES 18 & 19

'This is most encouraging,' says Gaitskell'

Mr. Gaitskell said in Leeds today: "The results are most encouraging. The Liberal successes have been in strong Tory areas, although in a few cases in Socialist areas.

"It is in the marginal areas that we have made the biggest advances."

Sir Winston's call —'Great efforts'

In a message to the Primrose League today, Sir Winston Churchill said:

"We must not be discouraged by any set-backs.

"They should rather stimulate us to a searching re-examination of our policies and the great and sustained efforts which are unquestionably necessary to restore our position."

INSIDE NEWS

'Passionate' dentist found guilty but not struck off

PAGE FIVE

Pat Moss, Ann Riley win Tulip Rally

PAGE FOURTEEN

Littler sues over play

PAGE FOURTEEN

Amusements Guide

PAGE TWENTY-TWO

Moss shows improvement

Today's bulletin on Stirling Moss said:

"During the past week the slow general improvement has been maintained.

"The periods of full consciousness are becoming progressively longer, but the weakness of the left side of the body persists.

"There has, however, been some improvement in the power in the left leg."

Dockers say 'It's ON'

MAC MAY FLY BACK TO DEAL WITH CRISIS

The dockers decided this afternoon that the nation-wide strike at midnight on Sunday is ON.

They refused a week's postponement suggested with the idea of getting a better offer.

But this evening there were last-minute moves.

URGENT CALL

Mr. Frank Cousins, the Transport Union chief, and other dock union leaders, went to an emergency meeting of the National Joint Council for the Port Transport Industry with port employers attending.

The meeting took place within two hours of the dockers' delegates decision to go ahead with the strike.

Mr. Macmillan, now in Scotland, may fly back to London tomorrow by RAF plane to direct emergency plans. — **Page SIXTEEN.**

WEATHER—
Bright intervals
PAGE SEVENTEEN

HOW MANY STRIPES HAS A ZEBRA?

We're not sure but we assume it depends on the width of the road. . . . We are sure about the Rover being one of the world's best-engined cars, ensuring maximum safety and luxurious comfort. Rover cars are built to give a lifetime of service, and are a pleasure to drive. Why not experience one yourself call in and test-drive a Rover to-day. We have the full range available.

for ROVER CARS

K.J. EST 1919 MOTORS

BROMLEY (Kent) Widmore Rd.
RAVensbourne 3456
ORPINGTON (By-Pass)
Orpington 27505
Rover 3 litre price from £1,772 inc. P.T.

MAIN ROVER DEALER SINCE 1922

Tory slide

THE Tories have gone down to defeat in the battle for the Town Halls all over the country. In London the Labour Party converted Wandsworth and infiltrated Westminster. It has won back St. Pancras. It has ground metropolitan London south of the river to dust beneath its chariot wheels.

There can be no disguising the figures or ignoring the motives behind the figures. With the decline of the Independents, the entrance of party politics into local government is almost complete, and their effect on Parliamentary elections much increased.

High price

However, the root of the present discontent is economic. The swing to the Liberals in commuterland on the fringes of London is clearly motivated by the high price of travel. In suburbia the shadow of Schedule A hangs still until Mr. Lloyd orders its demise.

A Buddhist policy of wait-and-see will do the Government no good at the polls. Its first and urgent task is to avert a strike at the docks, where all its economic policies could founder and fall.

If the Tories can make the long pull through the summer and retain their economic integrity, then by the autumn they could begin to dispense some of the benefits incurred by a year of toil and sacrifice.

New vigour

The Tories have recovered from similar setbacks. In April, 1958, when the Socialists took their biggest majority in the LCC since 1934, the result was analysed as a general swing against the Government, and doom was predicted for the General Election. But of course when the day came, the Government triumphed and the Socialists went down.

What the Conservatives have done before they can do again. But no improvement can be hoped for until the Government presents the country with a more liberal economic policy allied to a more vigorous and dynamic leadership. And this cannot be accomplished until Mr. Macmillan makes his long-awaited and overdue re-shuffle of the Cabinet. The country is losing patience with the negative and hesitant manner of its leaders to urgent problems. The Prime Minister must not dismiss this impatience, but act on it effectively and quickly.

THE LONDONER'S DIARY

SINCE he arrived in Israel six weeks ago, Sir Isaac Wolfson has given away more than £1,000,000 to various institutions. Today my reporter in Tel Aviv tells me that he has now given around £350,000 to the Weizman Institute of Science for cancer research.

The money comes from the Isaac and Edith Wolfson charitable fund. It will help to complete the whole group of biological science buildings which will be ready for dedication next year.

On the business side, the Wolfson Clore Mayer Investment Corporation has agreed to invest another £1,000,000 in housing in the new town called Beer now arising in the depth of the Negev Desert.

Moss holds tight

EVERY day as he lies in hospital at Wimbledon, Stirling Moss is given a tennis ball to hold in his left hand. He is trying to strengthen his grip so that he can hold a steering wheel again.

Mr. Rob Walker, his racing sponsor, is helping with this exercise. He takes the ball away from Moss and makes him resist.

So far Moss has not been able to hold on to the ball. But Mr. Walker said today he is finding it a little more difficult to take it away than it was a few days ago.

It is Moss's left arm and leg which have been affected by his crash at Easter.

THE WONDERS OF SCIENCE: *A shop in Kennington is advertising Electric-Powered Steam Engines.*

Brave words

THE news was gloomy today at the headquarters of the London Municipal Society, the Conservative organisation for local government in London.

Mr. Patrick McNair-Wilson, new boy director (he succeeded Mr. Roland Freeman last autumn) and prospective Tory Parliamentary candidate for West Lewisham, spoke brave words down the telephone to me about "political climates being volatile," and "We hope for better things later."

But the trumpet blasts of his predecessor, Mr. Freeman, that the Tories were set to take over London were still no more than a dream.

Mr. McNair Wilson, however, finally issued this statement: "Considering the changes in the political climate of the country since the London boroughs last polled, the results were not unexpected. Nor are they so bad as some people had feared."

Success

THE success of Lady Lewisham in the Westminster Council elections—she came second—shows how it pays to make yourself known.

At her home in Hill Street, Mayfair, she told me: "Of course, I am absolutely delighted.

"Westminster is a fairly safe Conservative seat but, of course, one never knows in politics what is safe nowadays.

"It was particularly gratifying to notice that the Labour candidate polled 49 votes, only an increase of one vote over the last election."

Lady Lewisham is an ardent campaigner for all sorts of causes. She makes use of all mediums of communication and publicity and has done it very well. As the results show.

LADY LEWISHAM today
In a new hat trimmed with red flowers.

That wall

THERE is to be a question in the House of Commons on Tuesday about the wall being built around 1a, Kensington Palace, the new home of Princess Margaret and Lord Snowdon, which I mentioned on Wednesday.

The matter will be raised by that tireless seeker after information on Royal expenditure Mr. William Hamilton, Labour MP for West Fife.

He is to ask Works Minister Lord John Hope: "What is the wall costing, who will pay, what is its purpose, and whether the original Wren design provided for a wall in this position?"

Bradman of the viola

LIONEL TERTIS, champion of the viola, was fêted by the Musicians' Benevolent Fund at a lunch at the Connaught Rooms today.

Tertis at 85 is a small, compact, grey-haired man with a fierce sense of humour. He has built up the same reputation with the viola as Sir Donald Bradman with his bat.

He produced some amusing stories about the great men of music. He once remarked to Sir Thomas Beecham that the tone quality of the viola section in his orchestra was not very satisfactory.

"I asked him if he would mind if I gave them some help in tone production, the players being willing, and his reply was: 'My dear boy, boil them if you like'."

Dr. Wilfred Greenhouse Allt, principal of the Trinity College of Music, who was in the chair, was not accompanied by his wife. She was knocked down by a car in Oxford Street yesterday and was severely bruised.

Labour and the CND

SINCE the May Day heckling of Mr. Gaitskell and Mr. George Brown the Labour Party leadership has been considering what to do about the Campaign for Nuclear Disarmament.

Supporters of the Campaign are confident that there are enough of them to prevent a mass expulsion. Apart from anything else there is a nice technical difficulty.

The Campaign has no formal national membership. There are officials and local committees, but the great majority of ban-the-bomb men and women are technically only supporters, not members. They pay no set subscription and carry no card.

However, the Labour Party leadership is determined to take some action, and next Tuesday its organisational sub-committee meets to consider the matter.

Atomic Sellers

PETER SELLERS, back from America today, said that during his visit he discussed a new venture with Stanley Kubrick, the film producer.

In the proposed film he will play a nuclear physicist. The picture, said Sellers, is to be called Dr. Strangelove, or How I learned to stop worrying and came to love the bomb.

Writing comes first

GWYN THOMAS, the Welsh playwright who wrote The Keep, is in London for a week to discuss a Welsh musical he has almost completed.

He has given up his job as a schoolmaster in Swansea to get down to writing.

"After 22 years of teaching it is quite a wrench, but I had to. I had begun to teach sons of former pupils—a terrifying experience," Mr. Thomas tells me.

He has completed one act of the play he is writing about the late Aneurin Bevan's career, and has thought of a title—Return and End. But he is not finding it easy writing.

"It is like a dialogue between myself and a ghost," he says.

"I have shut myself off from people to write this play. It is an interpretation of Bevan's self-made ambitions. The play is not so much about one man but about his whole generation."

Londoner in charge

FEW people seem to have noticed that an Englishman is in charge of one of the key tasks in America's Project Mercury for manned space flight.

Mr. John Hodge, a 33-year-old Londoner, is head of the monitoring team at the Bermuda tracking station which is second only in importance to Cape Canaveral.

He joined the National Aeronautics and Space Administration 18 months ago after working in the aerodynamics department of the Avro Aircraft Company in Toronto.

He is married with three children, lives in Virginia. He visits Bermuda for tracking exercises and actual orbital flights. He was in charge there during Colonel Glenn's flight.

Last word

"A boy starts with a bicycle. He graduates to a motor scooter, an old Ford, a new Chevvy, a Cadillac, if he's still I'm able"—*Will Chamberlain, 7ft. 2in. American basket ball star now visiting Paris.*

Mr. Chamberlain has a Rolls Royce.

"LABOUR troubles!"

A NEW treatment for
HAY FEVER
—vaccination via the mouth!

LANTIVAC offers new hope to sufferers from hay fever and similar allergic conditions. This vaccine treatment—the first of its kind—acts in three ways.

Affords immediate relief
By rapidly clearing the respiratory tract, LANTIVAC affords *immediate relief* from distressing symptoms.

Promotes immunity
This fast clearing action then allows a speedy absorption of the vaccine to *promote immunity* from further attacks.

Builds up resistance
Finally, LANTIVAC *builds up resistance* in the tissues to the action of pollens and other irritants which lead to hay fever and other allergic conditions.

A VACCINE WITHOUT INJECTION Most vaccines need to be injected but with LANTIVAC the discomfort of a hypodermic needle is avoided. The vaccine is simply placed under the tongue and allowed to dispense in the natural moisture of the mouth.

Lantivac
Hay Fever Oral Vaccine

LANTIVAC is produced in the same laboratories as Lantigen 'B'—the well-known vaccine treatment for catarrh and bronchitis. Suitable for adults and children, it is obtainable from chemists at 25/9d per bottle. Ask your chemist for a free leaflet, or write to:
Lantigen (England) Limited, Pinewood, Bagshot, Surrey.

A crowning achievement . .
By Appointment to Her Majesty the Queen, Suppliers of Domecq Sherry, Luis Gordon & Sons Ltd.
Domecq's
DOUBLE CENTURY
"Double Century" is the sherry of all sherries. Some are too dry; some too sweet. "Double Century" is a Sherry to suit all tastes, selected specially to celebrate the 200th birthday of the famous house of Pedro Domecq. Try a bottle or a glass today and see if you have ever tasted such a lovely wine.
Remembering the delicious 'CELEBRATION CREAM'
. . . and the exquisite dry 'FINO LA INA'
the best of all Sherries
Sole Importers (Wholesale only) Luis Gordon & Sons Ltd., 12 Hobart Place, London, S.W.1
OLD PRIORY
the Super-Quality PORT of Fine Vintage Character

SHOCK DAY FOR HIS WORSHIP —3 MAYORS DEFEATED

Evening Standard Reporter

One of the leading Tories who lost his seat at St. Pancras was the Mayor, 53-year-old Thomas R. Morris, who has been a councillor for nine years. He polled 1657 votes.

Two other London Mayors lost their seats.

The Mayor of **Ilford**, Councillor Owen Waters lost his to a Liberal.

The Mayor of **East Ham**, Councillor Charles Chapman, lost his to a Ratepayer.

And at **Bromley** the Mayor-elect, Councillor F. G. Lovell was among five defeated Tories. The council will meet to decide whether he can still be Mayor.

Biggest disaster

Biggest disaster for the London Tories overnight was the loss of **Wandsworth**, the largest Metropolitan borough.

At **Hampstead** three of the six Tories retained their seats. Three Liberals elected were Mrs. Miss Pamela Frankau, and Mr. Ernest Raymond and former Liberal MP, Mr. Archibald MacDonald.

There were two recounts.

No change

After a third recount for Broadway Ward there was no change in **Hammersmith**.

The first count and two recounts last night failed to give a decisive result, but this morning's count showed that Labour retained all three seats.

Liberals, contesting only Broadway, ousted the Conservatives from second place.

Tory MP Sir Hugh Linstead saw four-fifths of his **Putney** constituency swing to Labour, two of the wards for the first time.

Another shock for the Tories was the loss of 10 seats on **Westminster** Council, where, until three years ago, the party held 100 per cent control.

Other Labour gains: **Battersea** (6), **Holborn** (5), **Woolwich** (3), **Fulham** (2), **Greenwich** and **Lambeth** (one apiece).

One of the four Liberals who won seats at **Stoke Newington** got in after three recounts. Mr. Henry Lebenstein defeated the Labour group's Chief Whip, Miss Lilian Karpin. The other three Liberals triumphed in Defoe ward, a Labour stronghold. The Deputy Mayor, Mrs. Louisa Caffe, was among those defeated there.

West Indian elected

A West Indian, Mr. Spencer Ward, an LCC clerical officer, standing as a Labour candidate, became the first coloured man to sit on **Hammersmith** Council.

The present mayor, Miss Edith Wooth, topped the poll in Coningham Ward with 246 votes.

Composition of the council remains at Labour 29, Conservative 6.

Of 48 Labour members on **Hackney Council**, 11 are women. There are two husband-and-wife teams, including the present Mayor.

A Labour candidate got on to **Wimbledon Council** for the first time for nine years. The original candidate, 31-year-old Jeff Smith, defeated the longest-serving councillor, Mr. Sam Preece. Liberals won two seats on the council.

A draw from a bowler hat resulted in a Labour candidate winning a seat at **Willesden** last night after a dead-heat. Returning officer Mrs. N. Clark drew the name of Mr. P. Whittlesee, Re and the Tory, Mr. W. Lewis, polled 1339 votes apiece.

Mr. Ronald Brown, leader of **Camberwell** Council, and brother of Mr. George Brown, Deputy Labour Leader in the Commons, topped the poll in his ward.

Mr. Tommy Ives, who was a Labour Agent in **North Kensington** several years ago before moving to Nottingham, was elected for Labour in St. Charles Ward after polling 2381 votes.

Mrs. Mark Bonham Carter, Liberal candidate in Queens Gate Ward and a member of a famous Liberal family, was unsuccessful. She polled 983 votes.

At **St. Pancras** not one of the 10 Communist candidates won a seat. They included 41-year-old Don Cook, the St. Pancras rent rebel who was evicted by the police from his flat in Kensington House in 1960.

He had barricaded himself in as a protest.

Mr. Cook today polled 697 votes.

Alderman Kathleen Sheridan, a 27-year-old housewife and the only Communist member of the council, stood as a Councillor in Ward Three and also lost her seat.

WEATHER—Bright intervals

Forecast for the London area and S.E. England: bright intervals, a few showers; wind north-west, moderate or fresh. 14 degrees (54 C.). Outlook: Showers, with bright intervals; moderate wind; slight swell; moderate to rough. 1 p.m., 60 degrees F. (16 C.). Barometer: 29.93 inches, steady.

Lighting-up time: 9.8 p.m. Sun sets this evening. Sun rises tomorrow 5.14 a.m. Moon sets 11.56 a.m., sets 2.24 a.m.

It's coach-and-four day at show

GILLIAN SOLOMAN
Among the riders.

Evening Standard Reporter

WINDSOR, Friday. — An octogenarian, Mr. George Matthey, of the Old Brewery House, Goring-on-Thames will be the oldest competitor in the coaching marathon, highlight of the Royal Windsor Horse Show today.

Mr Matthey is driving a magnificent team of four chestnut Dutch Gelderlanders worth more than £7000.

He is acting as his own whip and will be driving the Perseverance Road Coach, which is more than 100 years old.

Making a welcome return to the coaching world is Mr. S. E. Wildblood, from Leeds, who will be in the Duchess of Leeds coach.

Mr. Wildblood was badly injured when his coach was in an accident four years ago during the marathon at the White City, and spent a year in hospital.

He drives his coach from his home, 12 miles out of Leeds to his offices in the city each week-end.

There will be 12 coaches in the marathon a record entry.

Miss Carole Beard, last year's leading Show Jumper of the Year, has made a dash by air from Jersey to compete in the main competition this evening, the St. George of England Jumping Competition.

The Queen and Prince Philip will be at the Horse Show this evening. They will watch an exhibition polo match.

The old aces

Evening Standard Reporter

The boisterous ghost of a Royal Flying Corps mess was raised over sherry and gin in Lambeth this morning. It was at the opening of an exhibition at the Imperial War Museum to mark the 50th anniversary of the British air forces.

There, standing each other on the back beside a Bristol Fighter, were the survivors of the old aces. Despite grey hair and well-filled double-breasted suits, the old elan was still there.

The exhibition shows the original aircraft, their weapons (shotguns in the early days and darts), and relics of the great air battles before the issue of parachutes.

Hero of the Blitz leaves £12,000

Lt.-Commander Ernest Gidden, of Elsworthy Road, Hampstead, the man who saved Hungerford Bridge during the Second World War after a six-hour struggle with a parachute mine, has left £12,169 gross (£9482 net; duty £195). His courage in dealing with the mine earned him the George Cross.

New library

A new central library is planned at Chertsey.

'CALL-UP OVER 19s' PLAN TO CRUSH THE OAS

From SAM WHITE

PARIS, Friday. — M. Christian Fouchet, French High Commissioner in Algeria, has asked for government authorisation to order a general call-up of all Europeans over 19 in the two main cities of Algiers and Oran.

M. Fouchet made this announcement at a Press conference today in the fortified administrative centre of Rocher Noir, about 30 miles from Algiers.

M. Fouchet outlined a series of drastic measures to check OAS terrorism in the two cities. He announced the arrest of 14 European dignitaries in Oran and the expulsion of 50 prominent Europeans from Algiers.

He also announced that the Algiers Students' Association was to be declared illegal and that several high Civil Servants were to be sacked and returned to France.

He said that the greater part of the locally-recruited Algiers police force was to be dissolved and that public order in Algiers would become the task of a mixed force of gendarmerie and Moslems.

At least 1200 Moslems will become part of the Algiers police force as from next week and the number would be steadily increased.

M. Fouchet said: "We must escape from this nightmare. The OAS is leading the European population into committing mass suicide."

He added that whatever happens the transfer of power to an independent Algerian Government would take place before the end of June or at the latest the beginning of July.

Kennedy may 'use force to save Laos'

WASHINGTON, Friday.—President Kennedy and his chief advisers were today reported considering "the possibility of more forceful action" to prevent Laos from falling to the pro-Communists.

Ever since the pro-Communist Pathet Lao troops captured the Laos Government stronghold of Nam Tha last Sunday, government forces have been in retreat.

United States officials frankly express alarm at the new critical situation.

'Discouraging'

One of the most discouraging aspects of the Nam Tha engagement, in the U.S. view, was the Government troops' reluctance to fight.

Target No. 1 for the Tories: We must stop Grimond!

● From Page One

in the field, the Liberals are being encouraged by Labour, as well as by their own achievement, to fight on a broader front.

To take power in the next Parliament with a bare majority, Labour needs to capture about 60 constituencies won by the Tories last time.

The pattern of Labour candidatures so far suggests that Mr. Grimond's forces will be most helpful to Mr. Gaitskell.

For example, Liberals have been named to fight in these nine highly marginal Tory divisions where the Government had a straight fight with Labour in 1959:

Cleveland, Halifax (Mr. Maurice Macmillan), Clapham, Dover, Ealing N., Gloucestershire S., Norfolk S., Reading and Yarmouth.

Liberals are already in position in 18 more Tory "marginals" which are on the lengthening danger list kept by Mr. Iain Macleod, the party chairman.

These constituencies, roughly in order of vulnerability, are **Rugby, Hull N., N. Cornwall, Wandsworth Central, Dulwich, Heywood and Royton, Battersea S., Torrington, Eye, Bodmin, Epping, Glasgow Woodside, Watford, South Bedfordshire, Billericay, Putney, Walthamstow E., and Manchester, Blackley.**

One Cabinet Minister already embarrassed by the appearance of a Liberal in his constituency is **Sir David Eccles**, Minister of Education. A 5 per cent. net swing away from the Tories is enough to get him out at Devizes.

Other Tory MPs whose constituencies now look rocky—even without Liberal candidates—include **Dr. Charles Hill**, the Housing Minister (Luton), **Mr. Charles Curran** (Uxbridge), **Mr. Christopher Chataway**, (Lewisham North) and **Mr. Geoffrey Johnson Smith** (Holborn and St. Pancras S.).

The Metropolitan Borough of Wandsworth embraces four Parliamentary constituencies held by the Tories. A small swing to Labour would leave only one — Streatham, which is represented by **Mr Duncan Sandys**, the Commonwealth Relations Secretary.

Labour would win

Local elections are no accurate pointer to the outcome of subsequent Parliamentary ones.

BUT FOR WHAT THEY ARE WORTH AS A GAUGE THE OVERNIGHT BOROUGH RESULTS INDICATE THAT LABOUR WOULD WIN AN IMMEDIATE GENERAL ELECTION BY A COMFORTABLE MAJORITY.

This would be mainly due to the efforts of the Liberals, who are at present doing more than half of Mr. Gaitskell's work for him.

In Parliamentary seats, Mr. Grimond's reward might be anything up to 20 seats.

But, of course, there will be no immediate General Election.

BETTER TERMS
SUPERIOR SERVICE
with a Baird from Radio Rentals
17" TV FOR ONLY 7/6 PER WEEK (approx.)

Representing a double-first in performance and reliability, these 17" Baird models offer real economy combined with top-TV value; and every set is backed by the extensive Radio Rentals maintenance service. *Ask for free demonstration without obligation.*
Minimum period 4 months · Prompt Installation · Free repairs & maintenance

Installed on initial payment (by Government Order) of £5.12.0 with fixed monthly payments of 32/8 for 24 months. (First monthly payment due one month after installation.) After 24 months rent reduces every six months down to 25/- per month.

RADIO RENTALS LTD
Originators of Television and Radio Renting (Est. 1930)
Divisional Offices: Empire House, High Road, Chiswick, W.4 · St. Albans House, 181 The Parade, Watford, Herts · 23-27 London Road, East Grinstead, Sussex · 97 Fairfax Street, Bristol, 1 City House, 1 Maid Marian Way, Nottingham
Divisional Offices also at: Morecambe · Liverpool · Glasgow

Over 300 branches. Enquire at your local Radio Rentals branch (see Telephone Directory) or post this coupon to the nearest Divisional Office for brochures illustrating full range of TV, Refrigerators, Transistor Radios and Record Reproducers.
NAME
ADDRESS
E.S.
RR.138

Bolingbroke

GAIN 3

1962 electorate %turnout		2,842	42.5	+ 6.3
Harbans Gulati	**Lab**	**618**	**55.3**	**+ 4.9**
***James Lane**	**Lab**	**599**	**53.6**	**+ 4.6**
William Dobinson	**Lab**	**580**	**51.9**	**+ 3.0**
*E. Whybrow	Con	540	48.3	- 4.5
Norman R. Berry	Con	516	46.2	- 4.1
Frank E.H. Zanin	Con	500	44.7	- 3.9
	Maj	78	7.0 ●	
		59	5.3 ●	
		40	3.6 ●	

Broomwood

GAIN 3

1962 electorate %turnout		3,210	51.4	+ 5.9
Alan J. Buss	**L**	**586**	**37.0**	
K. Hacker	**L**	**575**	**36.3**	
Basil Weekley	**L**	**562**	**35.5**	
*K. Baker	Con	547	34.5	- 22.7
*H. Ashby	Con	526	33.2	- 23.1
*D. Rayment	Con	508	32.1	- 21.7
William F.R. Stephens	Lab	487	30.8	- 13.9
Walter Fox	Lab	481	30.4	- 13.6
A. Smith	Lab	478	30.2	- 13.7
swing incalculable	Maj	39	2.5 ●	
		28	1.8 ●	
		15	1.0 ●	

Church

1962 electorate %turnout		4,706	40.0	+17.4
***Frederick Shaw**	**Lab**	**885**	**50.2**	**- 28.3**
***Walter Malins**	**Lab**	**871**	**49.5**	**- 27.7**
***James A. Golding**	**Lab**	**868**	**49.3**	**- 27.4**
***Charles W. Waller**	**Lab**	**838**	**47.6**	**- 25.5**
N. Arnold	Con	490	27.8	+ 3.8
F. Gordon	Con	473	26.9	+ 3.1
John Grisewood	L	467	26.5	
J. Olliff	Con	458	26.0	+ 2.3
Anthony Steer	Con	452	25.7	+ 2.7
A. Hacker	L	422	24.0	
Thomas Lewis	L	420	23.8	
J. Suriano	L	401	22.8	
	Maj	395	22.4 ●	
		381	21.7 ●	
		378	21.5 ●	
		348	19.8 ●	

Latchmere

1962 electorate %turnout		4,845	31.5	+ 6.5
***Douglas A.G. Prichard**	**Lab**	**1,018**	**70.6**	**- 4.8**
E. Collyer	**Lab**	**984**	**68.2**	**- 7.1**
***Ellen Coles**	**Lab**	**981**	**68.0**	**- 6.2**
Bernard Dwyer	**Lab**	**963**	**66.8**	**- 6.7**
W. Thornley	Con	456	31.6	+ 4.4
	Maj	562	39.0 ●	
		528	36.6 ●	
		525	36.4 ●	
		507	35.2 ●	

Lavender

1962 electorate %turnout		3,540	41.4	+ 0.4
Dennis Griffiths	**Lab**	**794**	**51.9**	**+ 6.6**
P. Arnould	**Lab**	**773**	**50.5**	**+ 5.7**
J. Stewart	**Lab**	**765**	**50.0**	**+ 6.8**
*L. Bevis	Con	755	49.3	- 7.1
Amy Cawsey	Con	755	49.3	- 6.0
G. Currie	Con	750	49.0	- 6.0
	Maj	39	2.6 ●	
		18	1.2 ●	
		10	0.7 ●	

Newtown

1962 electorate %turnout		3,949	25.2	+ 4.0
Cyril Holliday	**Lab**	**834**	**88.3**	**+ 0.4**
***G. Whitehead**	**Lab**	**823**	**87.2**	**+ 0.6**
***Leslie W. Goodwin**	**Lab**	**821**	**87.0**	**+ 2.0**
Cyril Tugwell	Con	134	14.2	- 1.5
R. Currie	Con	112	11.9	- 1.3
L. Fleck	Con	108	11.4	- 0.3
	Maj	700	74.1 ●	
		689	73.0 ●	
		687	72.8 ●	

Nightingale

1962 electorate %turnout		7,781	37.2	- 5.0
***Norah Clark-Lawrence**	**Con**	**1,686**	**60.9**	**- 4.1**
***D. Bates**	**Con**	**1,673**	**60.4**	**- 4.1**
I. Mayor	**Con**	**1,656**	**59.8**	**- 4.6**
***Alfred E.G. Hayes**	**Con**	**1,654**	**59.7**	**- 3.9**
***Gwynneth A. Morgan**	**Con**	**1,638**	**59.1**	**- 4.2**
E. Bond	Lab	1,125	40.6	+ 3.7
Pat Goldacre	Lab	1,125	40.6	+ 4.4
F. Beasleigh	Lab	1,119	40.4	+ 4.4
A. Wye	Lab	1,097	39.6	+ 4.1
W. Wye	Lab	1,079	38.9	+ 4.3
	Maj	561	20.3 ●	
		548	19.8 ●	
		531	19.2 ●	
		529	19.1 ●	
		513	18.5 ●	

Nine Elms

1962 electorate %turnout		4,309	21.5	+ 5.0
***J. Halsey**	**Lab**	**732**	**86.9**	**- 5.5**
H. Halsey	**Lab**	**718**	**85.2**	**- 4.9**
***B. Johns**	**Lab**	**699**	**83.0**	**- 2.0**
R. Downham	Con	133	15.8	+ 2.3
J. Parish	Con	130	15.4	+ 4.8
G. Spinks	Con	115	13.7	+ 5.2
	Maj	599	71.1 ●	
		585	69.4 ●	
		566	67.2 ●	

Park

1962 electorate %turnout		4,860	34.9	- 3.4
C. Walker	**Con**	**940**	**59.3**	**- 4.1**
***Harry W. Sendall**	**Con**	**939**	**59.2**	**- 2.5**
Ernest W. Sendall	**Con**	**930**	**58.7**	**- 2.6**
***Joan M.E. Carmichael**	**Con**	**891**	**56.2**	**- 4.7**
Elizabeth Cooper	Lab	691	43.6	+ 3.9
J. Duffy	Lab	662	41.8	+ 3.5
M. Withers	Lab	649	40.9	+ 3.4
Frederick Wingrove	Lab	638	40.3	+ 3.3
	Maj	249	15.7 ●	
		248	15.6 ●	
		239	15.1 ●	
		230	12.6 ●	

Queenstown

1962 electorate %turnout		5,672	25.7	+ 1.8
***Jack Parker**	**Lab**	**1,030**	**73.6**	**+ 1.2**
Frederick Howell	**Lab**	**1,024**	**73.2**	**+ 0.6**
Ernest Martin	**Lab**	**1,022**	**73.1**	**+ 3.0**
***Harry G. Bickers**	**Lab**	**1,001**	**71.6**	**+ 1.9**
A. Grainger	Con	263	18.8	+ 1.3
M. Hudman	Con	251	17.9	+ 0.6
J. Perry	Con	249	17.8	+ 0.5
B. Hudman	Con	248	17.7	+ 2.3
M. Turner	Comm	127	9.1	- 4.8
	Maj	767	54.8 ●	
		761	54.4 ●	
		759	54.3 ●	
		738	52.8 ●	

St John

1962 electorate %turnout		5,546	29.4	- 3.1
***Sidney Sporle**	**Lab**	**1,097**	**72.0**	**+ 6.4**
E. May	**Lab**	**1,097**	**72.0**	**+ 7.6**
Mabel Sporle	**Lab**	**1,095**	**71.9**	**+ 9.9**
***W. May**	**Lab**	**1,093**	**71.7**	**+10.2**
M. Deacon	Con	444	29.1	- 8.1
R. Palau	Con	430	28.2	- 8.4
K. Williams	Con	424	27.8	- 8.7
J. Allnutt	Con	416	27.3	- 11.0
	Maj	653	42.9 ●	
		653	42.9 ●	
		651	42.8 ●	
		649	42.6 ●	

Shaftesbury

1962 electorate %turnout		5,050	45.4	+ 2.5
***Herbert Harrison**	**Lab**	**1,086**	**49.0**	**- 9.9**
***C. Lang**	**Lab**	**1,083**	**48.9**	**- 9.8**
Sidney Paul	**Lab**	**1,054**	**47.6**	**- 10.6**
Cecil V. Gittins	L	829	37.4	+19.5
Arthur Hostler	L	799	36.1	+18.3
C. Thorp	L	785	35.4	+19.2
D. Smith	Con	349	15.7	- 8.7
A. Wilcox	Con	335	15.1	- 8.9
I. Crooks	Con	329	14.8	- 9.1
	Maj	257	11.6 ●	
		254	11.5 ●	
		225	10.2 ●	

Stormont

1962 electorate %turnout		4,828	40.3	- 4.6
***Caroline Ganley**	**Lab**	**983**	**53.3**	**+ 1.4**
***John Dunning**	**Lab**	**950**	**51.5**	**+ 1.6**
J. Chantler	**Lab**	**930**	**50.4**	**+ 0.5**
Peter D. Donoghue	Con	924	50.1	0.0
*C. Jackson	Con	886	48.0	- 1.5
F. Tyler	Con	865	46.9	- 2.2
	Maj	59	3.2 ●	
		26	1.4 ●	
		6	0.3 ●	

Vicarage

1962 electorate %turnout		4,343	29.1	+ 2.6
***W. Fenner**	**Lab**	**986**	**74.0**	**- 5.2**
***L. Allen**	**Lab**	**968**	**72.7**	**- 5.3**
P. Whiting	**Lab**	**896**	**67.3**	**- 8.4**
John Evans	Comm	253	19.0	+ 6.8
C. Franklin	Con	140	10.5	- 1.1
M. Geale	Con	125	9.4	- 0.6
A. Walsh	Con	121	9.1	+ 0.2
	Maj	733	55.0 ●	
		715	53.7 ●	
		643	48.3 ●	

Thornton

1962 electorate %turnout		3,858	50.3	+ 0.4
***James Fairlee**	**Con**	**770**	**41.3**	**- 10.0**
C. Sallow	**Con**	**740**	**39.6**	**- 10.4**
***T. Ireland**	**Con**	**736**	**39.4**	**- 8.9**
C. Hurley	L	658	35.3	+12.3
D. Weeden	L	627	33.6	
Stella Weekley	L	613	32.8	
J. Ealy	Lab	509	27.3	- 0.3
Herbert Harrison Jnr	Lab	496	26.6	- 0.5
O. Burridge	Lab	451	24.2	- 2.5
	Maj	112	6.0 ●	
		82	4.3 ●	
		78	4.1 ●	

Winstanley

1962 electorate %turnout		4,521	26.4	+ 4.7
P. Duncan	**Lab**	**1,004**	**88.7**	**- 9.3**
***F. Harper**	**Lab**	**963**	**85.0**	**- 5.0**
***H. Watkins**	**Lab**	**914**	**80.7**	**- 9.2**
B. Culverwell	Con	104	9.2	+ 1.5
M. Greenlees	Con	103	9.1	+ 1.6
F. Layng	Con	99	8.7	+ 1.8
L. Aarons	Comm	70	6.2	
	Maj	900	79.5 ●	
		859	75.8 ●	
		810	71.5 ●	

Balham

1962 electorate %turnout		9,940	43.1	- 5.2
***Leonard Dally**	**Con**	**2,124**	**50.5**	**- 7.2**
***Frederick G. Dickson**	**Con**	**2,082**	**49.5**	**- 7.7**
***Geoffrey Shrubsall**	**Con**	**2,068**	**49.2**	**- 7.6**
William Barrow	Lab	1,986	47.2	+ 3.7
V. Bradley	Lab	1,945	46.2	+ 3.8
B. Watkinson	Lab	1,866	44.4	+ 2.1
M. O'Byrne	Comm	183	4.4	
	Maj	138	3.3 ●	
		96	2.3 ●	
		82	2.0 ●	

Bedford

1962 electorate %turnout		12,356	37.9	- 7.5
***George Dimond**	**Con**	**2,619**	**55.6**	**- 4.5**
***J. Timmings**	**Con**	**2,574**	**54.6**	**- 4.8**
Ronald F. Ash	**Con**	**2,571**	**54.6**	**- 3.8**
B. Callinen	Lab	1,885	40.0	+11.5
M. Challon	Lab	1,857	39.4	+10.9
M. Weston	Lab	1,842	39.1	+11.5
F. Elliott	Union	262	5.6	
	Maj	734	15.6 ●	
		689	14.6 ●	
		686	14.6 ●	

Clapham North

1962 electorate %turnout		9,631	37.8	- 0.2
J. Baker	**Lab**	**2,065**	**60.0**	**+ 6.4**
A. Moreton	**Lab**	**2,022**	**58.8**	**+ 6.5**
C. Blau	**Lab**	**1,990**	**57.8**	**+ 5.4**
S. Parkinson	Con	1,466	42.6	- 6.4
E. Righelato	Con	1,390	40.4	- 7.1
A. Pfaff	Con	1,388	40.3	- 7.1
	Maj	599	17.4 ●	
		556	16.2 ●	
		524	15.2 ●	

Clapham Park

1962 electorate %turnout		11,626	40.6	- 2.0
***T. Rowland**	**Con**	**2,524**	**54.2**	**- 3.5**
***G. Hickmore**	**Con**	**2,401**	**51.6**	**- 4.2**
***A. Cowie**	**Con**	**2,367**	**50.8**	**- 4.7**
M. Hyman	Lab	1,953	41.9	+ 7.3
M. Russell	Lab	1,941	41.7	+ 7.1
A. Wawman	Lab	1,938	41.6	+ 7.4
T. Barnes	Ind	282	6.1	- 3.1
	Maj	571	12.3 ●	
		448	9.7 ●	
		414	8.9 ●	

Earlsfield

1962 electorate %turnout		10,730	39.8	- 4.2
***Joan Lestor**	**Lab**	**2,488**	**58.4**	**+ 3.2**
***Harold Seed**	**Lab**	**2,457**	**57.6**	**+ 4.1**
William Smith	**Lab**	**2,405**	**56.4**	**+ 3.6**
W. Cormack	Con	1,595	37.4	- 6.6
B. Catt	Con	1,573	36.9	- 6.9
J. Swannell	Con	1,562	36.6	- 7.1
J. Perry	Comm	237	5.6	+ 3.0
	Maj	893	21.0 ●	
		862	20.2 ●	
		810	19.0 ●	

Fairfield

1962 electorate %turnout		9,968	40.1	- 3.4
***Alfred Loughton**	**Lab**	**2,531**	**63.2**	**+ 6.0**
Robert Joy	**Lab**	**2,526**	**63.1**	**+ 6.4**
Dorothy Smith	**Lab**	**2,430**	**60.7**	**+ 4.3**
Michael Pavovitch	Con	1,194	29.8	- 8.9
N. Griss	Con	1,173	29.3	- 7.0
R. Chidwick	Con	1,136	28.3	- 7.8
Gladys M. Easton	Comm	340	8.5	+ 2.0
	Maj	745	35.3 ●	
		745	35.3 ●	
		717	34.0 ●	

Furzedown

1962 electorate %turnout		11,025	46.7	- 2.6
***Frank Sims**	**Lab**	**2,312**	**46.5**	**- 3.4**
James T. Dixon	**Lab**	**2,254**	**45.3**	**- 4.5**
E. Taver	**Lab**	**2,185**	**43.9**	**- 5.7**
Frederick Brock	Con	1,942	39.0	- 11.7
*C. Gibbons	Con	1,930	38.8	- 7.9
O. Henriques	Con	1,883	37.9	- 5.8
E. Codd	L	636	12.8	
C. Dudley	L	618	12.4	
E. Punchard	L	596	12.0	
S. Walton	Comm	189	3.8	+ 0.6
	Maj	370	7.5 ●	
		312	6.3 ●	
		243	4.9 ●	

Graveney

1962 electorate %turnout		12,793	46.2	+ 2.2
***Arthur Hill**	**Lab**	**2,757**	**53.0**	**- 8.3**
Sidney Wellbelove	**Lab**	**2,735**	**52.5**	**- 7.5**
Keith L. Jackson	**Lab**	**2,728**	**52.4**	**- 6.8**
E. Botting	L	1,266	24.3	
Kenneth West	L	1,264	24.3	
Bernard O'Nion	L	1,263	24.3	
K. Duncan	Con	1,218	23.4	- 18.0
P. Walsh	Con	1,194	22.9	- 16.3
John Hudson	Con	1,190	22.9	- 15.9
	Maj	1,491	28.7 ●	
		1,469	28.2 ●	
		1,462	28.1 ●	

Larkhall

1962 electorate %turnout		8,644	38.2	+ 0.8
G. Gold	**Lab**	**2,057**	**62.6**	**- 0.8**
A. Barker	**Lab**	**2,020**	**61.5**	**- 1.1**
Maxwell Nelson-Barrett	**Lab**	**2,012**	**61.2**	**- 1.2**
E. Brady	Con	1,023	31.1	- 0.8
J. Smith	Con	985	30.0	- 1.9
J. Ebling	Con	935	28.4	- 1.6
E. Driscoll	Comm	276	8.4	+ 2.8
	Maj	1,034	31.5 ●	
		997	30.4 ●	
		989	30.1 ●	

Putney

GAIN 3

1962 electorate %turnout		22,502	52.1	+ 2.2
L. Buck	**Lab**	**4,751**	**41.5**	**- 1.6**
T. Winstanley	**Lab**	**4,623**	**40.4**	**- 2.1**
A. Brownjohn	**Lab**	**4,614**	**40.3**	**- 1.7**
*Sheila I. Gardner	Con	4,336	37.9	- 19.7
Desmond Warren-Evans	Con	4,170	36.4	- 21.2
*Henry Lawden	Con	4,115	35.9	- 21.3
P. Crockford	L	2,398	20.9	
Peter Gerhold	L	2,293	20.0	
R. Lawson	L	2,266	19.8	
Lawrence Moody	Comm	271	2.4	
David Welsh	Comm	248	2.2	
	Maj	415	3.6 ●	
		287	2.5 ●	
		278	2.4 ●	

St Leonard's

1962 electorate %turnout		9,261	33.7	- 16.2
***L. Knowles**	**Con**	**2,246**	**75.1**	**- 7.2**
***M. Steere**	**Con**	**2,241**	**74.9**	**- 7.4**
***J. Westbury**	**Con**	**2,212**	**73.9**	**- 7.6**
G. Hunt	Lab	777	26.0	+ 7.3
A. Hansell	Lab	764	25.5	+ 7.8
D. Dawkins	Lab	736	24.6	+ 7.0
	Maj	1,469	49.1 ●	
		1,464	48.9 ●	
		1,435	47.9 ●	

Southfield

GAIN 3

1962 electorate %turnout		11,051	48.8	+ 3.7
K. Walsh	**Lab**	**1,852**	**35.5**	**- 13.1**
Robert Bastin	**Lab**	**1,842**	**35.3**	**- 12.3**
Ethel Jenkins	**Lab**	**1,835**	**35.2**	**- 11.2**
*John Tweedie-Smith	Con	1,690	32.4	- 21.0
G. Walker	Con	1,649	31.6	- 20.7
*Dennis Mallam	Con	1,600	30.7	- 21.1
M. Wingfield	L	1,364	26.1	
J. Glanfield	L	1,345	25.8	
Peter Lyden-Cowan	L	1,305	25.0	
H. Castle	Res	430	8.2	
E. Mulliner	Res	407	7.8	
T. Layton	Res	341	6.5	
	Maj	162	3.1 ●	
		152	2.9 ●	
		145	2.8 ●	

Springfield

GAIN 1

1962 electorate %turnout		11,261	53.0	- 2.1
***George F. Rowe**	**Lab**	**2,494**	**43.2**	**- 7.9**
M. Bonvenizer	**Lab**	**2,436**	**42.2**	**- 8.1**
Arthur Fairbairn	**Lab**	**2,428**	**42.1**	**- 8.0**
Marguerita Sherwood	Con	2,059	35.7	- 15.1
*H. Adams	Con	1,969	34.1	- 15.2
M. Banks	Con	1,911	33.1	- 15.3
Albert Leggett	L	1,354	23.5	
Stanley J. Tinker	L	1,350	23.4	
Edward Stedman	L	1,315	22.8	
	Maj	435	7.5 ●	
		377	6.5 ●	
		369	6.4 ●	

Streatham Common

1962 electorate %turnout		8,742	29.9	- 5.5
***C. Brackstone**	**Con**	**1,631**	**65.8**	**- 8.0**
***G. Corner**	**Con**	**1,629**	**65.8**	**- 7.4**
***L. Smith**	**Con**	**1,599**	**64.6**	**- 6.6**
W. Membry	Lab	868	35.1	+ 6.6
N. Russell	Lab	864	34.9	+ 8.0
J. Rayment	Lab	835	33.7	+ 7.0
	Maj	763	30.7 ●	
		761	30.7 ●	
		731	29.5 ●	

Streatham Hill

1962 electorate %turnout		12,796	37.0	- 1.0
H. Chambers	**Con**	**2,504**	**52.6**	**- 20.7**
R. Greenwood	**Con**	**2,468**	**51.8**	**- 23.5**
***R. Freeman**	**Con**	**2,456**	**51.6**	**- 23.2**
A. Cowan	L	1,432	30.1	
A. Cooper	L	1,363	28.6	
E. Bramley	L	1,346	28.3	
E. Horstead	Lab	780	16.4	- 8.7
A. Crouch	Lab	776	16.3	- 8.5
R. Verden	Lab	718	15.1	- 9.6
J. Styles	Comm	84	1.8	
W. Boaks	Ind	64	1.3	
swing incalculable	Maj	1,072	22.5 ●	
		1,036	21.7 ●	
		1,024	21.5 ●	

Streatham South

1962 electorate %turnout		8,891	27.9	- 9.4
D. Chadwick	**Con**	**1,810**	**76.1**	**+ 0.6**
K. Fordham	**Con**	**1,790**	**75.3**	**+ 0.4**
***H. Wates**	**Con**	**1,772**	**74.5**	**+ 1.5**
John L.F. Everson	Lab	602	25.3	- 1.6
D. Sharpe	Lab	582	24.5	- 0.5
H. Tarver	Lab	579	24.3	- 0.4
	Maj	1,208	50.8 ●	
		1,188	50.0 ●	
		1,170	49.2 ●	

Thamesfield

1962 electorate %turnout		12,176	43.2	+ 0.1
***Olive Haines**	**Con**	**2,765**	**53.7**	**- 4.8**
***Hugh D. Lester**	**Con**	**2,517**	**48.9**	**- 7.5**
***Clifford Symons**	**Con**	**2,493**	**48.4**	**- 7.4**
A. Barton	Lab	2,421	47.0	+ 3.0
E. Egerton	Lab	2,347	45.6	+ 2.6
Ann Reeves	Lab	2,203	42.8	+ 0.6
Joseph E. Ridge	Comm	236	4.6	
	Maj	344	6.7 ●	
		96	1.9 ●	
		72	1.4 ●	

Thornton

1962 electorate %turnout		12,988	46.8	+ 4.8
***L. Drake**	**Lab**	**3,117**	**53.9**	**+ 0.3**
***W. Seeley**	**Lab**	**3,106**	**53.7**	**+ 0.6**
D. Stimpson	**Lab**	**3,049**	**52.7**	**- 0.3**
C. Parkinson	Con	2,032	35.1	- 9.0
D. Cavey	Con	1,995	34.5	- 8.3
W. Johannes	Con	1,969	34.0	- 8.0
D. Russell	L	717	12.4	
Edward D. Larkin	L	694	12.0	
J. Hamilton	L	681	11.8	
	Maj	1,085	18.8 ●	
		1,074	18.6 ●	
		1,017	17.6 ●	

Tooting

1962 electorate %turnout		12,424	36.6	+ 5.6
***S. Curtis**	**Lab**	**2,926**	**67.5**	**+14.7**
***R. Perkins**	**Lab**	**2,778**	**64.0**	**+11.5**
W. Mountford	**Lab**	**2,660**	**61.3**	**+ 9.5**
P. Flett-Miles	Con	1,580	36.4	- 1.9
J. Brown	Con	1,555	35.8	- 1.7
J. Tregenza	Con	1,514	34.9	- 2.2
	Maj	1,346	31.1 ●	
		1,198	27.6 ●	
		1,080	24.9 ●	

West Hill

GAIN 3

1962 electorate %turnout		15,353	44.3	+ 0.7
Samuel Dougherty	**Lab**	**2,978**	**44.9**	**+ 4.2**
D. Grugeon	**Lab**	**2,861**	**43.2**	**+ 2.7**
K. Brownjohn	**Lab**	**2,839**	**42.8**	**+ 3.7**
Gordon Passmore	Con	2,763	41.7	- 18.4
E. Cribb	Con	2,731	41.2	- 18.8
*M. Folkard	Con	2,726	41.1	- 18.5
E. Jenkins	Res	1,081	16.3	
F. Bullock	Res	1,015	15.3	
C. Read	Res	883	13.3	
	Maj	215	3.2 ●	
		98	1.5 ●	
		76	1.1 ●	

Summary of election results: Battersea 1962

	Year	Elec	%Poll	Con	Lab	Lib	Comm
Bolingbroke	1962	2,842	42.5	46.4	53.6		
	1959	2,925	36.1	50.6	49.4		
Broomwood	1962	3,210	51.4	33.3	30.5	36.2	
	1959	3,382	45.5	55.8	44.2		
Church	1962	4,706	40.0	26.6	49.1	24.3	
	1959	5,390	22.6	23.6	76.4		
Latchmere	1962	4,845	31.5	31.6	68.4		
	1959	5,663	25.0	25.4	74.6		
Lavender	1962	3,540	41.4	49.2	50.8		
	1959	3,595	41.0	55.6	44.4		
Newtown	1962	3,949	25.2	12.5	87.5		
	1959	3,834	21.2	13.5	86.5		
Nightingale	1962	7,781	37.2	60.0	40.0		
	1959	7,919	42.2	64.2	35.8		
Nine Elms	1962	4,309	21.5	15.0	85.0		
	1959	4,880	16.5	10.8	89.2		
Park	1962	4,860	34.9	58.3	41.7		
	1959	5,424	38.3	61.8	38.2		
Queenstown	1962	5,672	25.7	18.0	72.9		9.1
	1959	6,218	23.9	16.9	71.2		11.9
St John	1962	5,546	29.4	28.1	71.9		
	1959	5,565	32.5	36.6	63.4		
Shaftesbury	1962	5,050	45.4	15.2	48.5	36.3	
	1959	5,154	42.9	24.1	58.6	17.3	
Stormont	1962	4,828	40.3	48.3	51.7		
	1959	4,931	44.9	49.4	50.6		
Thornton	1962	3,858	50.3	40.1	26.0	33.9	
	1959	3,985	49.9	49.9	27.1	23.0	
Vicarage	1962	4,343	29.1	9.7	71.3		19.0
	1959	4,613	26.5	10.2	77.6		12.2
Winstanley	1962	4,521	26.4	9.0	84.8		6.2
	1959	4,951	21.7	7.4	92.6		

Summary of election results: Wandsworth 1962

	Date	Elec	%Poll	Con	Lab	L	Comm	Ind	Others
Balham	1962	9,950	43.1	49.7	45.9		4.4		
	1959	10,434	48.3	57.2	42.8				
Bedford	1962	12,356	37.9	54.9	39.5				5.6
	1959	12,893	45.4	59.3	28.2	10.7		1.8	
Clapham North	1962	9,631	37.8	41.1	58.9				
	1959	10,549	38.0	48.0	52.0				
Clapham Park	1962	11,626	40.6	52.2	41.7			6.1	
	1959	11,984	42.6	56.3	34.5			9.2	
Earlsfield	1962	10,730	39.8	37.0	57.5		5.6		
	1959	11,400	44.0	43.8	53.8		2.3		
Fairfield	1962	9,968	40.1	29.1	62.3		8.5		
	1959	10,786	43.5	36.8	56.8		6.5		
Furzedown	1962	11,025	46.7	38.6	45.2	12.4	3.8		
	1959	11,247	49.3	47.0	49.8		3.2		
Graveney	1962	12,793	46.2	23.1	52.6	24.3			
	1959	13,034	44.0	39.8	60.2				
Larkhall	1962	8,644	38.2	29.8	61.8		8.4		
	1959	9,306	37.4	31.6	62.8		5.6		
Putney	1962	22,502	52.1	36.7	40.7	20.2	2.3		
	1959	21,897	49.9	57.5	42.5				
St Leonard's	1962	9,261	33.7	74.6	25.4				
	1959	9,308	40.0	82.0	18.0				
Southfield	1962	11,051	48.8	31.6	35.3	25.6	7.5		
	1959	11,504	45.1	52.5	47.5				
Springfield	1962	11,261	53.0	34.3	42.5	23.2			
	1959	11,714	55.1	49.5	50.5				
Streatham Common	1962	8,742	29.9	65.4	34.6				
	1959	8,528	35.4	72.6	27.4				
Streatham Hill	1962	12,976	37.0	52.0	15.9	29.0	1.8	1.3	
	1959	12,613	38.0	75.1	24.9				
Streatham South	1962	8,891	27.9	75.3	24.7				
	1959	9,073	37.3	74.5	25.5				
Thamesfield	1962	12,176	43.2	50.3	45.1		4.6		
	1959	12,701	43.1	56.9	43.1				
Thornton	1962	12,988	46.8	34.5	53.4	12.1			
	1959	13,530	42.2	43.0	53.2				
Tooting	1962	12,424	36.6	35.7	64.3				
	1959	12,700	38.9	37.6	52.4	10.0			
West Hill	1962	15,353	44.3	41.3	43.6				15.0
	1959	14,797	43.6	59.9	40.1				

Councillors' majorities: 1962

Battersea

1.	● J. Chantler	Stormont	6	0.3
2.	● J. Stewart	Lavender	10	0.7
3.	● Basil Weekley	Broomwood	15	1.0
4.	● P. Arnould	Lavender	18	1.2
5.	● John Dunning	Stormont	26	1.4
6.	● K. Hacker	Broomwood	28	1.8
7.	● Alan Buss	Broomwood	39	2.5
8.	● Dennis Griffiths	Lavender	39	2.6
9.	● Caroline Ganley	Stormont	59	3.2
10.	● William Dobinson	Bolingbroke	40	3.6
11.	● T. Ireland	Thornton	78	4.1
12.	● C. Sallow	Thornton	82	4.3
13.	● James Lane	Bolingbroke	59	5.6
14.	● James Fairlee	Thornton	112	6.0
15.	● Harbans Gulati	Bolingbroke	78	7.0
16.	● Sidney Paul	Shaftesbury	225	10.2
17.	● C. Lang	Shaftesbury	254	11.5
18.	● Bert Harrison	Shaftesbury	257	11.6
19.	● Joan Carmichael	Park	230	12.6
20.	● Ernest Sendall	Park	239	15.1
21.	● Harry Sendall	Park	248	15.6
22.	● C.Walker	Park	249	15.7
23.	● Gwynneth Morgan	Nightingale	513	18.5
24.	● Alfred Hayes	Nightingale	529	19.1
25.	● I. Mayor	Nightingale	531	19.2
26.	● Charles Waller	Church	348	19.8
27.	● D. Bates	Nightingale	548	19.8
28.	● Norah Clarke-Lawrence	Nightingale	561	20.3
29.	● James Golding	Church	378	21.5
30.	● Walter Malins	Church	381	21.7
31.	● Frederick Shaw	Church	395	22.4
32.	● Bernard Dwyer	Latchmere	507	35.2
33.	● Ellen Coles	Latchmere	525	36.4
34.	● E. Collyer	Latchmere	528	36.6
35.	● Douglas Prichard	Latchmere	562	39.0
36.	● W. May	St John	649	42.6
37.	● Mabel Sporle	St John	651	42.8
38.	● E. May	St John	653	42.9
39.	● Sidney Sporle	St John	653	42.9
40.	● P. Whiting	Vicarage	643	48.3
41.	● Harry Bickers	Queenstown	738	52.8
42.	● L. Allen	Vicarage	715	53.7
43.	● Ernest Martin	Queenstown	759	54.3
44.	● Frederick Howell	Queenstown	761	54.4
45.	● Jack Parker	Queenstown	767	54.8
46.	● W. Fenner	Vicarage	733	55.0
47.	● B. Johns	Nine Elms	566	67.2
48.	● H.Halsey	Nine Elms	585	69.4
49.	● J. Halsey	Nine Elms	599	71.1
50.	● H. Watkins	Winstanley	810	71.5
51.	● Leslie Goodwin	Newtown	687	72.8
52.	● G. Whitehead	Newtown	689	73.0
53.	● Cyril Holliday	Newtown	700	74.1
54.	● F. Harper	Winstanley	859	75.8
55.	● P. Duncan	Winstanley	900	79.5

Wandsworth

1.	● K. Brownjohn	West Hill	76	1.1
2.	● Clifford Symons	Thamesfield	72	1.4
3.	● D. Grugeon	West Hill	98	1.5
4.	● Hugh Lester	Thamesfield	96	1.9
5.	● Geoffrey Shrubsall	Balham	82	2.0
6.	● Frederick Dickson	Balham	96	2.3
7.	● A. Brownjohn	Putney	278	2.4
8.	● T. Winstanley	Putney	287	2.5
9.	● Ethel Jenkins	Southfield	145	2.8
10.	● Robert Bastin	Southfield	152	2.9
11.	● K. Walsh	Southfield	162	3.1
12.	● Samuel Dougherty	West Hill	215	3.2
13.	● Leonard Dally	Balham	138	3.3
14.	● L. Buck	Putney	415	3.6
15.	● E. Taver	Furzedown	243	4.9
16.	● James Dixon	Furzedown	312	6.3
17.	● Arthur Fairbairn	Springfield	369	6.4
18.	● M. Bonvenizer	Springfield	377	6.5
19.	● Olive Haines	Thamesfield	344	6.7
20.	● Frank Sims	Furzedown	370	7.5
21.	● George Rowe	Springfield	435	7.5
22.	● A. Cowie	Clapham Park	414	8.9
23.	● G. Hickmore	Clapham Park	448	9.7
24.	● T. Rowland	Clapham Park	571	12.3
25.	● Ronald Ash	Bedford	686	14.6
26.	● J. Timmings	Bedford	689	14.6
27.	● George Dimond	Bedford	734	15.6
28.	● C. Blau	Clapham North	524	15.2
29.	● A. Moreton	Clapham North	556	16.2
30.	● J. Baker	Clapham North	599	17.4
31.	● D.Stimpson	Thornton	1,017	17.6
32.	● W. Seeley	Thornton	1,074	18.6
33.	● L. Drake	Thornton	1,085	18.8
34.	● William Smith	Earlsfield	810	19.0
35.	● Harold Seed	Earlsfield	862	20.2
36.	● Joan Lestor	Earlsfield	893	21.0
37.	● R.Freeman	Streatham Hill	1,024	21.5
38.	● R. Greenwood	Streatham Hill	1,036	21.7
39.	● H. Chambers	Streatham Hill	1,072	22.5
40.	● W. Mountford	Tooting	1,080	24.9
41.	● R. Perkins	Tooting	1,198	27.6
42.	● Sidney Wellbelove	Graveney	1,469	28.2
43.	● Keith Jackson	Graveney	1,462	28.1
44.	● Arthur Hill	Graveney	1,491	28.7
45.	● L. Smith	Streatham Common	731	29.5
46.	● Max Nelson-Barrett	Larkhall	989	30.1
47.	● A. Barker	Larkhall	997	30.4
48.	● G. Corner	Streatham Common	761	30.7
49.	● C. Brackstone	Streatham Common	763	30.7
50.	● S.Curtis	Tooting	1,346	31.1
51.	● G. Gold	Larkhall	1,034	31.5
52.	● Dorothy Smith	Fairfield	717	34.0
53.	● Robert Joy	Fairfield	745	35.3
54.	● Alfred Loughton	Fairfield	745	35.3
55.	● J. Westbury	St Leonard's	1,435	47.9
56.	● M. Steere	St Leonard's	1,464	48.9
57.	● L. Knowles	St Leonard's	1,469	49.1
58.	● H. Wates	Streatham South	1,170	49.2
59.	● K. Fordham	Streatham South	1,188	50.0
60.	● D. Chadwick	Streatham South	1,208	50.8

The amalgamation of the boroughs and the boundary review of 1964

Merging two boroughs, with very different warding arrangements and a total of 115 councillors between them was not a simple task. Whereas everywhere else in London former boroughs were just bolted together lock, stock and barrel, Wandsworth had its entire eastern side: Clapham and Streatham, transferred to Lambeth. That removed 82,579 voters while Battersea brought 73,860 in.

The amalgamation was a bigger trauma for Battersea. There had been one Battersea councillor for every 1,343 voters in 1962, compared to one for every 3,903 in the old Wandsworth borough. In the new borough, the electoral quota was 3,733. In other words, Wandsworth's wards could stay broadly unchanged while Battersea's would need to be amalgamated, 3:1 or more.

Had the new wards existed in 1962 they'd likely have voted:

Labour (45)

Balham: 3 seats, Earlsfield: 3, Fairfield: 3, Furzedown: 3, Graveney: 3, Latchmere: 3, Queenstown: 3, Roehampton: 3, St John: 3, St Mary's Park: 3, Shaftesbury: 3, Southfield: 3, Springfield: 3, Tooting: 3, West Hill: 3

Conservatives (15)

Bedford (3), Nightingale (3), Northcote (3), Putney (3), Thamesfield (3)

This notional result is significantly worse for the Conservatives than the actual 1962 result because Wandsworth lost four heavily Tory Streatham wards to Lambeth and gained Battersea which, overall, was staunchly Labour. The Liberals would also have lost their three seats in Broomwood ward, which merged with other wards they did worse in or didn't even contest.

Old ward	New ward	split
Balham	Balham	72%
	Nightingale	28%
Bedford	Bedford	32%
	Nightingale	68%
Bolingbroke	Northcote	100%
Broomwood	Northcote	100%
Church	St Mary's Park	100%
Earlsfield	Earlsfield	100%
Fairfield	Fairfield	100%
Furzedown	Furzedown	100%
Graveney	Bedford	15%
	Graveney	80%
Latchmere	Latchmere	70%
	St Mary's Park	30%
Lavender	St John	100%
Newtown	Latchmere	100%
Nightingale	Balham	25%
	Nightingale	15%
	Northcote	60%
Nine Elms	Queenstown	100%
Park	St Mary's Park	100%
Putney	Putney	46%
	Roehampton	54%
Queenstown	Queenstown	86%
	Shaftesbury	14%
St John	Fairfield	25%
	St John	75%
Shaftesbury	Queenstown	0%
	Shaftesbury	100%
Southfield	Southfield	100%
Springfield	Earlsfield	4%
	Springfield	96%
Stormont	Shaftesbury	100%
Thamesfield	Thamesfield	100%
Thornton	Northcote	100%
Tooting	Graveney	8%
	Springfield	12%
	Tooting	80%
Vicarage	Latchmere	60%
	St John	23%
	St Mary's Park	17%
West Hill	Fairfield	3%
	Putney	26%
	Southfield	2%
	Thamesfield	1%
	West Hill	68%
Winstanley	Latchmere	74%
	St John	26%

Map of wards: 1964-1978

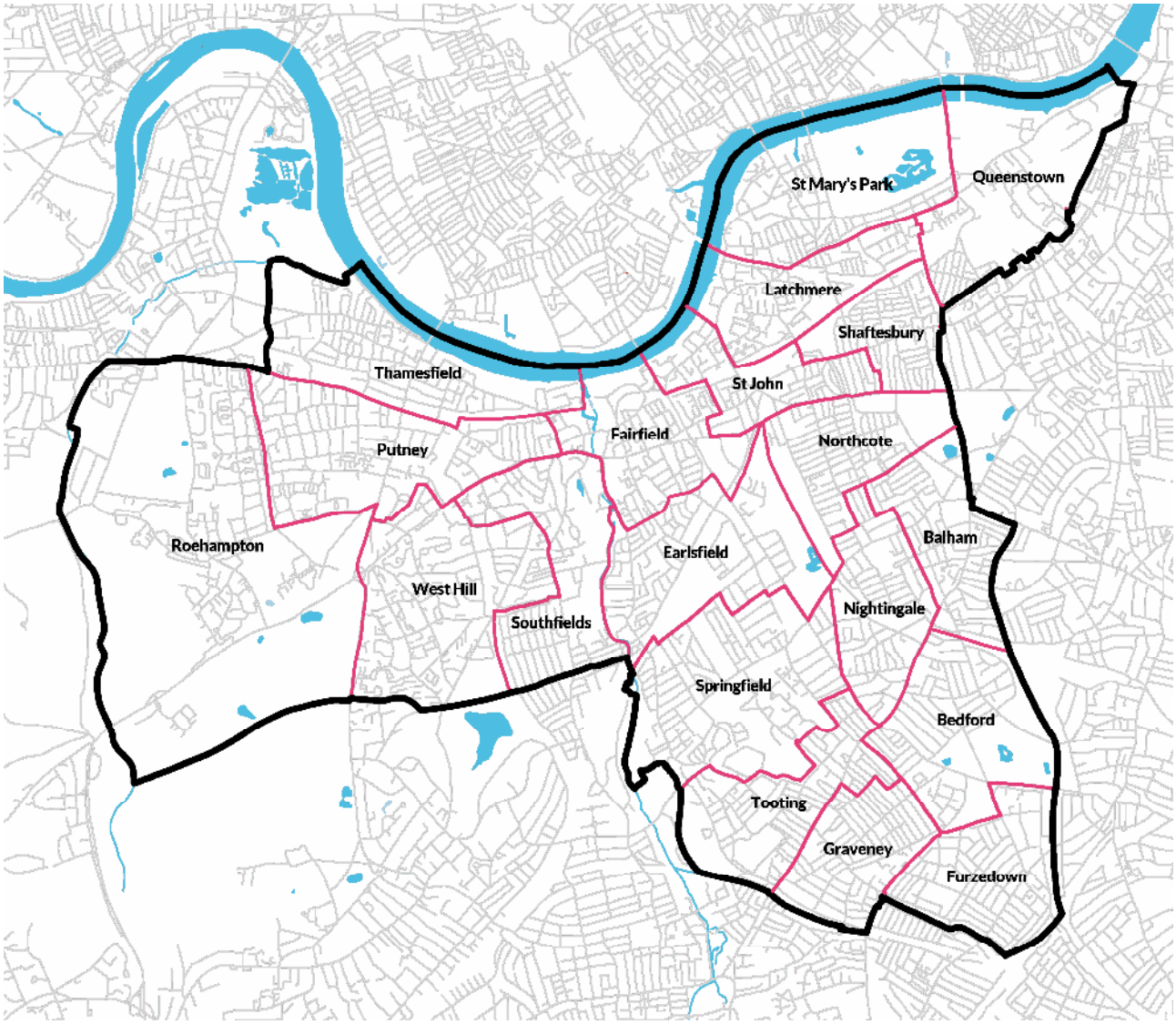

1964

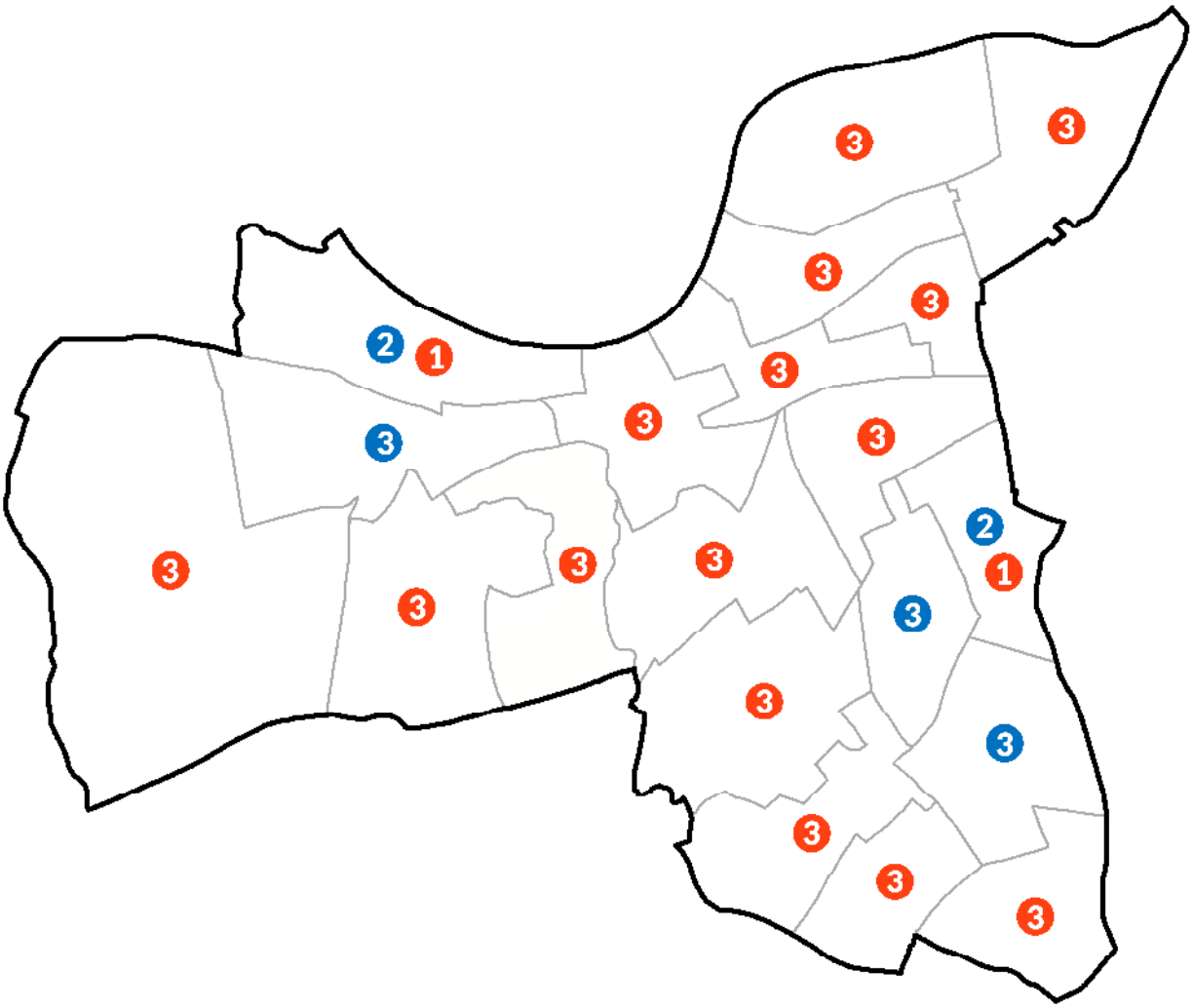

Labour	**47**
Conservatives	**13**

Bénédictine DOM

Evening Standard

43,509 FRIDAY, MAY 8, 1964 ●● 3d. 55

WEST END FINAL CLOSING PRICES.
100% BRI-NYLON SHIRTS Bonsoir at MEAKERS PICCADILLY & BRANCHES 39/6

Big Labour gains but no easy ride for Wilson

Page One Vicky

TORIES BLOCK LEFT SWING

Sweet revenge at Orpington—'We've stopped the rot'

By ROBERT CARVEL

Labour has scored impressive country-wide gains in the boroughs, but Mr. Wilson's bandwagon is no longer guaranteed a rollicking down-hill ride all the way to the General Election.

The Tories, having at last rounded up hosts of their deserters, are staggering to their feet again.

At Tory Central Office this afternoon officials began claiming: "We've stopped the rot."

The Tories have exacted sweet revenge from the Liberals at Orpington, 1962 scene of Grimond glory.

These are the main messages from the municipal polls.

Still firm favourites

Results from some towns suggest that Tory resistance is generally greater than it was in rural areas a month ago—and also stronger than many experts predicted.

Opposition bosses still reckon nothing can rob them of national victory in October and, by all the statistics they remain firm favourites to win

In the Orpington turn-about the top Tory candidates totalled 13,643 votes yesterday, against 11,792 for the Liberals and 4090 for Labour.

Fifty-four per cent of the electorate voted and there was a net swing from Liberals to Tories of about 12 per cent since the by-election two years ago.

That still leaves the Liberals with nearly double their 1959 General Election share of the poll.

But jubilant Tory chiefs declared: "This is the writing on the wall."

'Now for October'

They also pointed to Liberal setbacks in Bolton and Huddersfield which have Liberal MPs, but where the Tories claim to have harvested more votes than either of the two other parties in the two constituencies yesterday.

Amid Tory rejoicing at Orpington, the party agent, Mr. John Farndon, cried "Now for October."

Other calculations which warmed Tory hearts were based on the voting at **Uxbridge** and **Twickenham**.

In the former place—a Parliamentary constituency narrowly won by the Government in 1959—the Tories managed to collect more votes than Labour. And in Twickenham there was a Liberal massacre.

A Tory spokesman said this afternoon: "The Socialist gains in the boroughs are approximately equal to the losses they suffered in 1961.

"Even this modest recovery gives them control of

● Page Seventeen, Col. 2

Results: PAGES FOURTEEN, EIGHTEEN, and NINETEEN.

LABOUR WINS CAMDEN

Evening Standard Reporter

Labour topped off its London election triumph this afternoon by capturing Camden, the only borough where the issue was still in doubt.

The new Camden Council (at present Hampstead, Holborn and St. Pancras) will have 34 Labour councillors and 26 Tories.

The borough was one of five where counting took place today. In the others there were no surprises.

The Tories took Kensington and Chelsea and the enlarged borough of Westminster.

Labour scoops pool

Labour's win at Islington was decisive. The party scooped the pool by winning all 60 seats while at Lewisham Labour took control.

Westminster Tories have a majority of 23 seats on a council which replaces the Tory-held boroughs of Paddington, Marylebone and Westminster.

At Kensington-Chelsea the Tories secured an even more comfortable majority of 32 over Labour.

Like the overnight counts today's results produced bitter disappointment for the Liberals. In Camden the Liberal poll in the Hampstead wards slumped.

With most of the results completed the final line-up of London's 32 new super-councils looked like being: Labour 20, Tory 12.

In the Greater London Elections a month ago the tally was the same. But this time Enfield (GLC Tory) and Havering (GLC Labour) have changed their political complexion.

Brooke meets the new cat

Mr. Henry Brooke meets the newest member of his staff—a cat. The story is on Page SIXTEEN

Deadheat, then a win by an ace

A candidate turned up an ace at Stratford-opon-Avon today to win a seat on the council.

And it was the second time Independent Mr. Stanley Spencer had cut the cards after FIVE recounts and a dead-heat at the poll. The final elusive tally: 773 votes.

A hectic day all round for tellers counting the votes. There were four recounts for Oxford East ward.

Tory, Mr. Harry Bowdery and Labour candidate Mr. A. Wilson were eventually elected. Unlucky: another Labour man, Mr. Tom Richardson.

And after five counts (four re-counts) Labour won a seat on Kingston council this afternoon by one vote.

THE GIRL WITH GREEN EYES: MEET HER IN THE EVENING STANDARD ON MONDAY

LONDON

State of the parties

LABOUR	1104
TORIES	667
INDEPENDENTS	52
LIBERALS	16
COMMUNISTS	3

PROVINCES

	Gains	Losses	Net
Labour	291	35	256 gain
Tories	83	218	135 loss
Liberals	34	93	59 loss
Independents	36	99	63 loss
Communists	1	0	

Weekend at home for Greville Wynne
PAGE SIXTEEN

Primo de Rivera dies in Spain at 61
PAGE TWELVE

WEATHER—Rather warm.—See Page 17

HOW MUCH DOES IT COST TO HAVE A BABY?
It costs far less than you think at MOTHERCARE
Where you can buy everything for the mother-to-be and her baby.
* Baby vests & petticoats from 2/11
* Maternity dresses from 29/11
* Top quality coach-built prams from £14.14.
* Suggested layettes (43 items) from £7.7.
9/11 for a beautiful dainty baby dress in Terylene with smocked yoke and pretty animal motif, ONLY from MOTHERCARE
SEE how much more your money buys at MOTHERCARE
MARBLE ARCH and Branches throughout London and the Home Counties
TELEPHONE TULse Hill 7831 FOR YOUR NEAREST MOTHERCARE SHOP

EVENING STANDARD, FRIDAY, MAY 8, 1964—17

20-UP LABOUR TIGHTENS ITS GRIP ON LONDON

How London's new super boroughs voted.

By MICHAEL F. KING

Labour has tightened its grip on London by winning control of 20 of the capital's 32 new boroughs. Other big towns in the provinces showed a moderate swing to the Left.

The Party took control of eight towns—including Portsmouth for the first time—and tightened its hold on three more. Labour lost only one town. The Tories gained five.

For the Liberals the honeymoon is definitely over. They lost four towns, and in London by today had only succeeded in winning 16 seats.

In **Bromley** the Tories scored a comeback mostly at the expense of the Liberals. Several Liberals on the existing Bromley and Beckenham councils who were seeking election to the new council were defeated.

Chairman's defeat

Mr. Alfred Howard, chairman of the existing Orpington Council, and Mr. John Mumby, prospective Parliamentary Liberal candidate for Bromley, were unsuccessful.

There were other shocks in London. **Enfield**, narrowly taken by the Tories in the Greater London Council elections a month ago, will have a Labour Council with a slender majority of two seats.

The scales were tipped by only nine votes in one ward.

Havering, captured by three Labour GLC men in April, swung back last night to an anti-Socialist coalition with a majority of one.

In marginal **Merton**, Labour becomes the biggest single group, but four Independents are expected to side with the Tories to give them a marginal majority of two seats.

So far **LABOUR** has won **Hackney** (the Party took every seat), **Tower Hamlets, Greenwich, Southwark, Lambeth, Wandsworth, Hammersmith, Waltham Forest, Barking, Newham, Bexley, Hounslow, Hillingdon, Ealing, Brent, Haringey, Islington, Lewisham, Camden and Enfield.**

Tory successes

The **TORIES** have control of **Redbridge, Havering, Bromley, Croydon, Sutton, Merton, Kingston, Richmond, Harrow, Barnet, Westminster, and Kensington-Chelsea.**

Although the Tories are home and dry at Richmond there is a fourth recount in a Twickenham ward today.

At Kingston where the Tories are already in a dominant position, there was a second recount today in a Surbiton division.

Among the 13 successful Tory candidates at Wandsworth is Mrs. Edwina Dixon, 25-year-old daughter of Mr. Duncan Sandys and granddaughter of Sir Winston Churchill.

She topped the poll in the Balham ward after two recounts.

In the provinces the Tories showed a net loss of 132 seats, Liberals a net loss of 59 and Independents a net loss of 64.

The towns where Labour captured control were Ramsgate, Portsmouth, Kings Lynn, St. Albans, Brentford, Rugby, Maldon (Essex) and Clitheroe.

They tightened their hold on Darlington and Reading and are expected to consolidate their position at Hyde (Cheshire).

They lost Kidwelly (Carmarthenshire) although the final outcome was uncertain until today.

The Tories won Sandwich, Blackpool, Scarborough, Eastbourne and Smethwick.

The Liberals lost Pudsey, Aldershot, Sale (Cheshire) and Mossley.

'Squeeze' on Liberals

● From Page One

only two out of every five boroughs. Liberal representation declined to an average of less than half a seat per borough."

But the hard figures from the polling booths this week are still screaming out the message that in an early Parliamentary contest Labour would be returned to office with a very comfortable majority.

There are, however, two sides to the picture and the second one is becoming more interesting.

Opinion polls are wobbling violently again and flashing contradictory verdicts about the way the electoral tide is flowing.

It seems the floating voters are really on the move, with many of them changing their minds every other week.

Squeezed out

The Liberals are being squeezed out and in places ranging from seaside resorts to grey industrial valleys, the Tories are showing signs of recovery.

This is not a situation for unrestrained Labour jubilation or excessive Tory gloom.

Labour is highly delighted at having picked up some extra seats at Bury St. Edmunds, Devizes and Winchester, where Parliamentary by-elections are taking place next Thursday.

But it still looks as though the overall impression from these contests will be that the Leftward swing is being reduced.

And at **Faversham**, where there will shortly be another Parliamentary by-election in a Labour-held marginal seat, Labour has improved its position on the local council.

In most parts of the country thousands of Tory deserters have now stopped voting Liberal and probably many more are still on the way back to the Tory fold.

But as the borough results show, the anti-Tory swing has still been enough to allow Labour to gain valuable ground in many marginal Parliamentary constituencies—and in places which figured in the Party's 1945 landslide victory roll-call.

Such places, for example, as **Darlington, Doncaster, Kings Lynn, Maldon, Reading, Rugby and St. Albans**, as well as some of the London boroughs.

For the Liberals the Town Hall battle has been a bitter disappointment. There is little steam behind Mr. Grimond's revival at the moment.

Today's Daily Telegraph Gallup Poll records a jump in Labour's lead in the past week—up from 13½ per cent to a freakish 17 per cent.

This comes 24 hours after the National Opinion Poll published in the Daily Mail had shown Labour's lead cut from 13.1 per cent to 8.7 per cent in a fortnight.

Fighting back in North-West

Mr. R. J. Webster, North-West Conservative Central office agent, said in Manchester today:

"The Conservatives in the north-west are fighting back.

"Out of the 83 Conservative gains over the country as a whole, 36 have been won in this area which, by anybody's reckoning, is a very satisfactory result.

"This is a reversal of the trend in the county council elections last month and should encourage Conservatives in Cheshire and Lancashire when they go to the polls tomorrow."

WEATHER—Rather warm

Forecast for tomorrow for London and S.E. England: Mainly dry, sunny intervals. Moderate south-westerly to southerly winds. Rather warm. Maximum temperatures: 18 degrees C. (64 F.). Outlook: Changeable. Channel Isles: Sunny spells, fresh to strong south-westerly winds, rough sea, good visibility. London: Sun temperature: 3 p.m. 61 degrees F. (16 C.). Barometer: 30.06 inches, rising.

Lighting-up time: 9.4 p.m. Sun sets 8.34 p.m., rises 5.18 a.m. tomorrow. Moon rises: 4.34 a.m., sets 3.56 p.m. tomorrow.

Little Richard to miss TV's Ready Steady Go

By MAUREEN CLEAVE

Little Richard, the American rock 'n' roll singer, will miss the Ready Steady Go show on TV tonight.

He will also miss his date at Wimbledon Palais tonight.

Reason: He was held up at New York. His passport picture was out of date.

Carl Perkins will take Little Richard's spot on the ITV show.

But it's not so clear-cut at Wimbledon Palais. There, they are in two minds whether to find somebody to "fill in," or to cancel the dance and refund the money.

Little Richard is expected tomorrow, after which he will tour some dance halls.

Richard Burton gives TV fee

Actor Richard Burton has given his fee for appearing in a New York TV programme to the fund to provide a memorial in the United States to Sir Winston Churchill, the Churchill Memorial and Library Committee announced in London today.

A spokesman said this was "the largest individual donation received to date."

Embankment rows ends

Four artists today agreed on orders from the L.C.C. to withdraw six works from the Embankment open-air exhibition. The works are in hammered copper and the grounds for objection are that they do not come within the terms laid down for the exhibition.

MAO SENDS Mr. K A DUSTY ANSWER . . .

TOKYO, Friday.—Communist China disclosed today it has told the Kremlin that it may take four or five years "or even longer" before an international conference of Communist parties may be held to solve the Soviet-Chinese quarrel.

A letter the Chinese sent to the Soviet Communist Party yesterday ruled out a two-party meeting between the Chinese and Russians as suggested by Moscow until at least May next year.

It added: "And if either the Chinese or Soviet Party then considers the time is still not ripe, hey can be further postponed."

The Chinese spoke of a plot by Moscow "to accelerate an open split in the international Communist movement," and characterised Soviet policies as "wrong, revisionist and divisive." —AP.

Eton College boys shot at —boat holed

Police were today investigating an incident in which some Eton College boys were shot at while rowing on the Thames at Windsor yesterday.

One boat was holed. It was towed, waterlogged, to the boat house.

An airgun was believed to have been used. Police were questioning local boys.

Eton's headmaster, Mr. Anthony Chenevix-Trench, said: "No one was hurt—just the boat waterlogged."

30 Mafia men on trial

PALMERMO, Sicily, Friday.—Thirty members of the Mafia underground went on trial here today on charges ranging from murder to cattle-stealing.—Reuter.

Just wear these new light-as-space Pullmans, for a refreshing sense of weightlessness. They are superbly comfortable. Wear them for speed and agility. The style is worldly but the price is down-to-earth. Essential equipment for up-to-date men. In black, tan or olive leather, or green or brown suede. 59/11

At all branches of

DOLCIS

6—EVENING STANDARD, FRIDAY, MAY 8, 1964

Election pointer

THE tide of Tory support is starting to flow in again. That is the sign of the results of the municipal elections in which Labour has scored heavy gains. The Tories were not letting them have an easy walk-over. And it is still a long journey ahead to No. 10 for Mr. Wilson.

Where was the support coming from? In towns regarded as Socialist strongholds the voters were giving the prize share in the lion's den back. In Bishop Auckland, for example, near the industrial development of the North-East, Labour lost control of the Council. The borough of Smethwick, which is the parliamentary constituency of the Socialist Shadow Foreign Secretary Mr. Patrick Gordon Walker, gave him a jolt and the Tories control of the town.

Tory support

Slowly too the Tory deserters, who switched horses to espouse the Liberal cause, are returning. The tide is flowing over the golden sands at Blackpool, which heralded Orpington, and it is a Tory tide. The Conservatives are struggling fiercely to their feet again in gaining control of this seaside town—and their wins at the other seaside towns of Scarborough and Eastbourne indicates that their resistance is stronger than most experts would have us believe. Even more startling are the indications that the Tories are pushing ahead in all the divisions of Orpington—the seat of the great Liberal revival.

Full swing

Floating voters appear to be changing their minds every week—indicating that they are still very much open to a return to the Conservative cause. The opinion polls are fluctuating wildly and showing contradictory conclusions as to how the voters are thinking. The Daily Mail's National Opinion Poll shows the Labour lead over Conservative dropping five per cent to 8.7 per cent, while the Daily Telegraph's Gallup Poll shows it rising by 3.5 per cent to 17 per cent.

People are in fact still very much open to persuasion. Important voters can still be won. The Tories are shaking the dust off their feet. The battle for No. 10 is far from being lost or over. Slowly the pendulum is swinging back to the Conservatives. The months that lie ahead will give them the opportunity to see that it is a full swing.

KATHARINE GRAHAM

SALVADOR DALI OUT-MANOEUVRED BY GENERAL
RABBIS CANCEL THREATENED LOCK-OUT
MISS STARK SELLS A HOUSE FULL OF BATHROOMS

LONDONER'S Diary

THAT brilliant self-publicist Salvador Dali has come a cropper.

Mr. Dali arranged to hold a Press conference at the Hotel Meurice in Paris tonight to announce plans for the vast exhibition of his work at Tokyo in the autumn to coincide with the Olympic Games.

He has discovered that, at exactly the same time tonight, General de Gaulle will be reviewing troops at the Arc de Triomphe to celebrate the 19th anniversary of VE day. It will be the Generals first public appearance since his operation and will be the focus of enormous attention.

The militarist will certainly obscure the surrealist.

ANTI-GOTH

ANOTHER blow in the anti-Goth campaign. Lord Llewelyn-Davies, the architect and Labour life peer, will introduce the spiky question of the proposed extension to the Palace of Westminster into the House of Lords on Monday.

He will ask if, when considering proposals for the new extension, the Government "will bear in mind that the architecture of the new building should reflect the century in which we live."

BAN LIFTED

THERE was another development in the United Synagogue affair today. The dispossessed congregation of the New West End Synagogue arranged this week to borrow the Montefiore Hall in Maida Vale from the Spanish and Portuguese community—an historically entirely separate Jewish group—in which to hold their services. An advertisement to this effect appears in today's Jewish Chronicle.

This arrangement was made by the lay leaders of the Spanish and Portuguese community. But when their rabbis got to hear of it, they vetoed it, and ordered the doors of the hall to be locked. Eventually, however, they relented and lifted the ban.

HOUSE FULL OF BATHROOMS

A HOUSE full of magnificent bathrooms is up for sale. It is Freya Stark's famous Casa Freia at Asolo at the foot of the Dolomites in northern Italy.

It is a house for a sybarite—a rich sybarite, I must add. Miss Stark, the distinguished traveller, says she has "an uncontrollable passion for luxury bathrooms."

So she had one built for each of the six bedrooms. They have marble shelves for the wash-basins and taps made of the finest Murano glass (Venice is not far away). The biggest and most extravagant bathroom is her own. It was designed for her by Mr. Osbert Lancaster in the garoque style.

The house stands in an acre of ground. Price: about £60,000. Agents: Knight Frank and Rutley in collaboration with Lord Dunalley.

ASQUITH'S HOUSE

ANOTHER famous house for sale: Sir Reginald Taylor, the former Government engineer, is selling The Wharf at Sutton Courtenay in Berkshire, which was designed in 1912 by Sir Edwin Lutyens for Asquith when he was Prime Minister. Price: £15,000.

BLOODHOUND JAUNT

PRINCE PHILIP has lent his yawl Bloodhound to six of his fellow members of the eccentrically named Imperial Poona Yacht Club for a trip from Gosport in Hampshire to Deauville this weekend.

The club was founded by Dr. Reginald Bennett, Tory MP for Gosport, 29 years ago. Qualifications for membership: one must never have been to Poona.

"It's blowing a gale in the Channel," Dr. Bennett says. "Bloodhound's tough enough to take it. The question at the moment is whether we are."

MARRYING AGAIN

MR. PETER THOROLD, 34-year-old prospective Liberal candidate for Huntingdonshire and eldest son of Sir Guy Thorold, the City insurance man, is to marry again. He will marry Miss Anne Fender, a 24-year-old assistant at the O'Hana Galleries in Mayfair, at Kensington Register Office next month.

"I shall keep my job," Miss Fender says.

Mr. Thorold, an insurance broker, married Miss Merilyn Reynolds, daughter of Sir John Reynolds, in 1954. The marriage was dissolved.

HISTORY IN THE LOFT

THE projected book about The Guardian, which is to be written by Mr. David Ayerst, may be an interesting addition to newspaper history.

Mr. Ayerst is being given seven years to prepare the book ready for The Guardian's 150th birthday.

In Manchester, above the Guardian's garage, is a huge room known as the loft which is stuffed with archives, files, letters and accounts which no one has looked at for many years. Mr. Ayerst will be spending the next few years among these dusty treasures.

He is a former Guardian staff man who left to become a schoolmaster, and is now a Ministry of Education inspector.

APPLICATIONS had to be in today for the job of City Chamberlain (salary £5270 rising to £5910), vacant through the death of Mr. E. K. Stewart-Smith. Among the hopefuls are Mr. C. R. (Dick) Whittington, who is descended from a brother of the original Dick Whittington, and Mr. Ralph Snagge, brother of broadcaster John Snagge.

The election will be on June 5 by show of hands among the City liverymen.

DEFEATED MAYOR

THE borough elections have proved embarrassing for Councillor Leslie Farmiloe, Mayor of Westminster and a Tory member of Westminster City Council since 1945. He has been beaten in the Abbey Ward by Mr. T. J. H. Bishop (Labour).

Councillor Farmiloe's position as Mayor will not be affected. He remains a member of the council until the new combined council for Westminster, Paddington and St. Marylebone has its inaugural meeting later in the year.

Councillor Farmiloe is director of two large paint firms.

BUSINESS WOMAN

SINCE Mrs. Katharine Graham took over as president of the Washington Post after her husband's death last September, the circulation has risen to a record 422,000 for the daily and 511,000 for the Sunday.

Only three other papers in the United States now carry a greater total advertising lineage. The company's weekly magazine, Newsweek, has increased its circulation slowly to more than 1,600,000 (compared with Time's 3,619,000).

When her husband died, there was speculation that the organisation—or, at any rate, the magazine—might change hands.

But in recent months Mrs. Graham has taken personal control, directing daily the policies of all the company's interests, including two TV stations. She spends two days a week in New York, the rest in Washington.

LAST WORD

A COLLEAGUE tells me that on his way out of the Law Courts yesterday morning he overheard one young woman say to another, "I think he might have condoned her misconduct if only she hadn't done it while he was playing cricket."

"WELL, NOW, WE'LL BE IN FINE SHAPE BY OCTOBER!"

"WE RUN 4 PROVINCIAL BRANCHES AT A *TOTAL* COST OF £25 A WEEK"

This is the title of a brochure. If you would like a copy please write or ring us (Directors, Secretaries and Sales Managers only, please).

M.O.M. LTD.

315 WEST END LANE, LONDON, N.W.6

Tel. SWI 5678

Better tear this advertisement out. Otherwise you might forget.

There are 348 upholstered suites to choose from when you come to MAPLES in the Tottenham Court Road

The largest and most attractive Furnishing Store in the world

MAPLE & CO. LTD. · TOTTENHAM COURT ROAD LONDON · W1 · TEL: EUSton 7000 (Nearest stations: Warren Street and Euston Square.) Open till 7 p.m. Thursdays. Free delivery throughout England and Wales.

Balham

1964 electorate %turnout		10,594	35.8	- 7.3
Edwina Dixon	**Con**	**1,835**	**49.0**	**- 1.5**
Leslie Rice	**Lab**	**1,824**	**48.7**	**+ 1.5**
***Frederick Dickson**	**Con**	**1,815**	**48.5**	**- 1.0**
William C. Burrow	Lab	1,808	48.3	+ 2.1
Betty Watkinson	Lab	1,785	47.7	+ 3.3
Alfred G Hayes	Con	1,754	46.9	- 2.3
Edward D. Larkin	L	154	4.1	
Terence L. O'Byrne	Comm	118	3.2	- 1.2
	Maj	27	0.7 ●	
		70	1.8 ●	
		7	0.2 ●	

antecedent: Balham

Bedford

1964 electorate %turnout		10,511	32.8	- 2.1
Charles P. Davidson	**Con**	**1,675**	**49.4**	**- 6.2**
Sidney J.H. Morris	**Con**	**1,623**	**47.9**	**- 6.7**
Norman R. Berry	**Con**	**1,607**	**47.4**	**- 7.2**
Arthur Fairbairn	Lab	1,535	45.3	+ 5.3
Doris A. Pitcher	Lab	1,524	45.0	+ 5.6
Francis J. Ward	Lab	1,512	44.6	+ 5.5
Adrienne L. Kendall	L	233	6.9	
Ivor W. Kendall	L	231	6.8	
Edward C. Stedman	L	228	6.7	
	Maj	140	4.1 ●	
		88	2.6 ●	
		72	2.1 ●	

antecedent: Bedford

Earlsfield

1964 electorate %turnout		10,755	30.0	- 9.8
***William G. Smith**	**Lab**	**1,844**	**57.9**	**- 0.5**
***Joan Lestor**	**Lab**	**1,843**	**57.9**	**+ 0.3**
***Samuel Dougherty**	**Lab**	**1,718**	**53.9**	**- 2.5**
David J. Grant	Con	1,104	34.7	- 2.7
Pamela C. Symons	Con	1,060	33.3	- 3.6
Carmen S. Watson	Con	1,060	33.3	- 3.3
George E. Martin	L	215	6.7	
William H. Marmoy	L	193	6.1	
Christodoulos Papanichola	L	166	5.2	
Walter Gill	Comm	118	3.7	- 1.9
	Maj	740	23.2 ●	
		739	23.2 ●	
		614	19.2 ●	

antecedent: Earlsfield

Fairfield

1964 electorate %turnout		10,458	30.5	- 9.6
***Robert W. Joy**	**Lab**	**2,081**	**65.1**	**+ 1.9**
***Alfred A. Loughton**	**Lab**	**2,024**	**63.3**	**+ 0.2**
Frank Reeves	**Lab**	**1,998**	**62.5**	**+ 1.8**
Shirley V. Passmore	Con	1,076	33.6	+ 3.8
Barry M.H. Browne	Con	1,019	31.9	+ 2.6
Michael Pavovitch	Con	1,015	31.9	+ 3.6
Jean French	Comm	128	4.0	- 4.5
	Maj	1,005	31.5 ●	
		948	29.7 ●	
		922	28.9 ●	

antecedent: Fairfield

Furzedown

1964 electorate %turnout		11,475	34.0	- 16.2
***James T. Dixon**	**Lab**	**2,144**	**55.5**	**+ 9.0**
Michael Bramson	**Lab**	**2,097**	**54.3**	**+ 9.0**
***Harold L. Seed**	**Lab**	**2,052**	**53.2**	**+ 9.3**
Frederick W. Brock	Con	1,485	38.5	- 0.5
Sydney R. Lambert	Con	1,403	36.4	- 2.4
Alfred L. Wilkins	Con	1,384	35.9	- 2.0
Geoffrey Ling	Ind	254	6.6	
Betty G. Ellwand	Comm	81	2.1	- 1.7
	Maj	659	17.0 ●	
		612	15.8 ●	
		567	14.7 ●	

antecedent: Furzedown

Graveney

1964 electorate %turnout		11,353	32.2	-14.0
***Arthur J. Hill**	**Lab**	**2,395**	**65.4**	**+12.4**
Leonard V. James	**Lab**	**2,389**	**65.3**	**+12.8**
***Sidney Wellbelove**	**Lab**	**2,348**	**64.2**	**+11.8**
Zoe C. Hudson	Con	948	25.9	+ 2.5
Philip M. Moore	Con	912	24.9	+ 2.0
Peter B. Flett-Miles	Con	879	24.0	+ 1.1
Ronald A. Locke	L	296	8.1	- 16.2
	Maj	1,447	39.5 ●	
		1,441	39.4 ●	
		1,400	38.3 ●	

antecedent: Graveney

Latchmere

1964 electorate %turnout		10,570	24.7	- 6.8
Brian N. Prichard	**Lab**	**2,079**	**79.5**	**+ 8.9**
John N. Dunning	**Lab**	**2,072**	**79.2**	**+11.0**
Lawrence W. Goodwin	**Lab**	**2,052**	**78.4**	**+10.4**
Richard G. Haslam	Con	328	12.5	- 19.1
Vera M. Ryan	Con	322	12.3	
William R.V.Allen	Con	315	12.0	
John Evans	Comm	185	7.1	
Albert A. Mudie	L	112	4.3	
Thomas J. Lewis	L	100	3.8	
Lucy Masterman	L	95	3.6	
	Maj	1,754	67.0 ●	
		1,747	66.7 ●	
		1,727	65.9 ●	

antecedent: Latchmere

Nightingale

1964 electorate %turnout		11,756	34.2	
***Ronald F. Ash**	**Con**	**2,374**	**59.7**	
James Fairlee	**Con**	**2,367**	**59.4**	
***Gwynneth W. Morgan**	**Con**	**2,352**	**59.2**	
Evelyn Egerton	Lab	1,617	40.7	
Leslie E. Eves	Lab	1,610	40.5	
William Stephens	Lab	1,601	40.3	
	Maj	757	19.0 ●	
		750	18.7 ●	
		735	18.5 ●	

no antecedent

Northcote

1964 electorate %turnout		10,540	40.6	- 10.8
Ernest C. Bond	**Lab**	**1,861**	**44.2**	**+13.4**
John A. Chantler	**Lab**	**1,844**	**43.8**	**+13.4**
Walter E. Fox	**Lab**	**1,818**	**43.1**	**+12.9**
*Norah Clark-Lawrence	Con	1,530	36.3	+ 1.8
William A. Berwick	Con	1,496	35.5	+ 2.3
Frank E.H. Zanin	Con	1,477	35.0	+ 2.9
*Basil Weekley	L	893	21.2	- 15.8
*Alan J. Buss	L	875	20.8	- 15.5
Victor J. Howe	L	849	20.1	- 15.4
	Maj	331	7.9 ●	
		314	7.5 ●	
		288	6.8 ●	

antecedent: Broomwood

Putney

1964 electorate %turnout		13,760	39.9	- 12.2
Gordon Passmore	**Con**	**3,010**	**54.5**	**+16.6**
Eileen M. Hoare	**Con**	**3,004**	**54.4**	**+18.0**
Desmond Warren-Evans	**Con**	**2,950**	**53.4**	**+17.5**
John L. Everson	Lab	1,875	33.9	- 7.6
Harry J. Blanks	Lab	1,864	33.7	- 6.7
John H. James	Lab	1,826	33.1	- 7.2
Peter K. Gerhold	L	569	10.3	- 10.6
Sybil F. Norris	L	504	9.1	- 10.9
Adrian C. Slade	L	499	9.0	- 10.8
David J. Welsh	Comm	124	2.2	- 0.2
Geoffrey Reynolds	Ind	33	0.6	
	Maj	1,135	20.6 ●	
		1,129	20.5 ●	
		1,075	19.5 ●	

antecedent: Putney

Queenstown

1964 electorate %turnout		10,421	20.4	- 5.3
***Cyril A.S. Holliday**	**Lab**	**1,681**	**77.5**	**+ 4.9**
Frederick P. Hopwell	**Lab**	**1,657**	**76.4**	**+ 3.2**
Ernest C. Martin	**Lab**	**1,610**	**74.2**	**+ 1.1**
Edward G. Fahey	Con	356	16.4	- 2.4
Edward J. Gallefant	Con	346	16.0	- 1.9
Charles Wedgewood	Con	337	15.5	- 2.3
Gladys Easton	Comm	173	8.0	- 1.1
	Maj	1,325	61.1 ●	
		1,301	60.0 ●	
		1,254	57.8 ●	

antecedent: Queenstown

Roehampton

1964 electorate %turnout		12,156	43.0	
Brian R. Bastin	**Lab**	**3,193**	**59.5**	
John A. Stevens	**Lab**	**3,157**	**58.9**	
Jean D. Standing	**Lab**	**3,156**	**58.8**	
Sheila I. Gardner	Con	1,938	36.1	
Henry T. Lawden	Con	1,910	35.6	
Edward K. Morbey	Con	1,850	34.5	
Lawrence Moody	Comm	295	5.5	
	Maj	1,255	23.4 ●	
		1,219	22.8 ●	
		1,218	22.7 ●	

no antecedent

St John

1964 electorate %turnout		10,761	31.0	+ 1.6
Dennis J. Griffiths	**Lab**	**2,081**	**63.5**	**- 8.5**
Mabel F. Sporle	**Lab**	**2,037**	**62.2**	**- 9.8**
Paul A. Peters	**Lab**	**2,034**	**62.1**	**- 9.8**
Vera Smith	Con	764	23.3	- 5.8
John Wakeham	Con	756	23.1	- 5.1
Ena J. Clarke	Con	742	22.6	- 5.2
Anthony R. Cooke	L	366	11.2	
Edward H. Stephens	L	364	11.1	
Stella M. Weekley	L	357	10.9	
Thomas Lamb	Comm	120	3.7	
Philip H. Stewart	Comm	98	3.0	
	Maj	1,317	40.2 ●	
		1,273	38.9 ●	
		1,270	38.8 ●	

antecedent: St John

St Mary's Park

1964 electorate %turnout		10,684	35.2	
Norman G.M. Prichard	**Lab**	**2,116**	**57.3**	**+ 7.1**
***Frederick Shaw**	**Lab**	**2,046**	**55.4**	**+ 5.9**
John Kinahan	**Lab**	**2,017**	**54.6**	**+ 5.3**
Ernest W. Sendall	Con	1,270	34.4	+ 6.6
William Roberts	Con	1,252	33.9	+ 7.0
Joan M. Carmichael	Con	1,238	33.5	+ 7.5
John P. Grisewood	L	344	9.3	- 17.2
Derek J. Maguire	L	298	8.1	- 15.9
Frederick W. Hyson	L	266	7.2	- 16.6
Michael J. Squires	Comm	92	2.5	
Eileen V. McKenna	Comm	75	2.0	
Thomas McKenna	Comm	59	1.6	
	Maj	846	22.9 ●	
		776	21.0 ●	
		747	20.2 ●	

antecedent: Church

Shaftesbury

1964 electorate %turnout		11,259	36.5	- 8.9
***Herbert J. Harrison**	**Lab**	**2,267**	**55.2**	**+ 6.2**
William Dobinson	**Lab**	**2,235**	**54.4**	**+ 5.5**
***Sidney E. Paul**	**Lab**	**2,230**	**54.3**	**+ 6.7**
Peter D. Donoghue	Con	1,071	26.1	+10.4
Amy E. Cawsey	Con	1,059	25.8	+10.7
Margery E. Barrow	Con	1,009	24.6	+ 9.8
Bickers, Harry G.	L	703	17.1	- 20.3
Cecil V. Gittins	L	689	16.8	- 19.3
Arthur W.A. Hostler	L	680	16.6	- 18.8
Donald A. MacDonald	Comm	125	3.0	
	Maj	1,196	29.1 ●	
		1,164	28.3 ●	
		1,159	28.2 ●	

antecedent: Shaftesbury

Southfield

1964 electorate %turnout		11,379	38.2	- 10.6
Alfred H. Barton	**Lab**	**2,050**	**47.4**	**+11.9**
Marie Jenkins	**Lab**	**2,047**	**47.4**	**+12.1**
Terry F. Pearce	**Lab**	**2,016**	**46.7**	**+11.5**
Peter M. Laverick	Con	1,749	40.5	+ 8.1
Dennis T.L. Mallam	Con	1,733	40.1	+ 8.5
Colin P. Angwin	Con	1,723	39.9	+ 9.2
John A. Lawson	L	505	11.7	- 14.4
Peter Lyden-Cowan	L	490	11.3	- 14.5
Bryan H. Eberli	L	469	10.9	+14.1
Betty Rubinstein	Comm	60	1.4	
	Maj	301	6.9 ●	
		298	6.9 ●	
		267	6.2 ●	

antecedent: Southfield

Springfield

1964 electorate %turnout		11,355	41.0	- 12.0
Peggy F. Inman	**Lab**	**2,202**	**47.6**	**+ 4.4**
Denis B. Sweaney	**Lab**	**2,181**	**47.1**	**+ 4.9**
William Ballantine	**Lab**	**2,168**	**46.8**	**+ 4.7**
Marguerita Sherwood	Con	2,019	43.6	+ 7.9
Leslie N. Hughes	Con	2,012	43.5	+ 9.4
Ernest F. Jones	Con	1,977	42.7	+ 9.6
Eileen M. Emmett	L	379	8.2	- 15.3
Albert A. Leggett	L	366	7.9	-15.5
Stanley J.C. Tinker	L	360	7.8	- 15.0
Priscilla A. Piper	Comm	73	1.6	
	Maj	183	4.0 ●	
		162	3.5 ●	
		149	3.2 ●	

antecedent: Springfield

Thamesfield

1964 electorate %turnout		11,495	41.1	- 2.1
***Olive Haines**	**Con**	**2,358**	**49.8**	**- 3.9**
John S. Challoner	**Lab**	**2,300**	**48.6**	**+ 1.6**
***Hugh D. Lester**	**Con**	**2,293**	**48.4**	**- 0.5**
*Clifford L. Symons	Con	2,282	48.2	- 0.2
Marion E. Palmer	Lab	2,269	47.9	+ 2.3
James A. Brady	Lab	2,266	47.8	+ 5.0
Joseph E. Ridge	Comm	148	3.1	- 1.5
	Maj	89	1.9 ●	
		18	0.4 ●	
		24	0.5 ●	

antecedent: Thamesfield

Tooting

1964 electorate %turnout		10,704	30.5	
David L. Kerr	**Lab**	**2,187**	**68.6**	**+ 0.9**
Frank E. Sims	**Lab**	**2,121**	**66.5**	**+ 2.5**
William P.Weston	**Lab**	**2,091**	**65.6**	**+ 4.3**
Alfred E. Thompson	Con	1,078	33.8	- 2.6
John D. Hudson	Con	1,052	33.0	- 2.8
June P. Tregenza	Con	1,036	32.5	- 2.4
	Maj	1,109	34.8 ●	
		1,043	32.7 ●	
		1,013	31.8 ●	

antecedent: Tooting

West Hill

1964 electorate %turnout		12,015	43.7	
Sidney F. Gowlett	**Lab**	**2,132**	**40.8**	**- 4.1**
Alfred R. Tasker	**Lab**	**2,125**	**40.6**	**- 2.6**
Ian McGarry	**Lab**	**2,101**	**40.2**	**- 2.6**
Anthony D. Paul	Con	1,820	34.8	- 6.9
Ronald E. Robertson	Con	1,807	34.6	- 6.6
Alfred R. Shotter	Con	1,755	33.6	- 7.5
Robert F. Marshall	Ind	887	17.0	
Charles S. Sampson	Ind	867	16.6	
Alwyn J. Barnsley	Ind	852	16.3	
Gerard Bonham-Carter	L	488	9.3	
Peter H. Sedgwick	L	428	8.2	
Claire Lyden-Cowan	L	427	8.2	
	Maj	312	6.0 ●	
		305	5.8 ●	
		281	5.4 ●	

antecedent: West Hill

Summary of election results

	Year	Elec	%Poll	Con	Lab	L	Comm	Others
Balham	1964	10,594	35.8	48.1	48.2	3.7		
	1962	9,940	43.1	49.7	45.9		4.4	
Bedford	1964	10,511	32.8	48.2	45.0	6.8		
	1962	12,356	37.9	54.9	39.5			5.6
Earlsfield	1964	10,755	30.0	33.8	56.6	6.0	3.7	
	1962	10,730	39.8	37.0	57.5		5.6	
Fairfield	1964	10,458	30.5	32.4	63.6		4.0	
	1962	9,968	40.1	29.1	62.3		8.5	
Furzedown	1964	11,475	34.0	36.9	54.3		8.7	
	1962	11,025	46.7	38.6	45.2	12.4	3.8	
Graveney	1964	11,353	32.2	24.9	65.0	7.6	2.5	
	1962	12,793	46.2	23.1	52.6	24.3		
Latchmere	1964	10,570	24.7	12.3	79.0	5.1	3.6	
	1962	4,845	31.5	31.6	68.4			
Nightingale	1964	11,756	34.2	59.4	40.6			
Northcote	1964	10,540	40.6	35.6	43.7	20.7		
Broomwood	1962	3,210	51.4	33.3	30.5	36.2		
Putney	1964	13,670	39.9	54.1	33.6	9.5	2.8	
	1962	22,502	52.1	36.7	40.7	20.2	2.3	
Queenstown	1964	10,421	20.4	16.0	76.0		8.0	
	1962	5,672	25.7	18.0	72.9		9.1	
Roehampton	1964	12,156	43.0	35.4	59.0		5.5	
St John	1964	10,761	31.0	23.0	62.6	11.1	3.4	
	1962	5,546	29.4	28.1	71.9			
St Mary's Park	1964	10,684	35.2	33.9	55.8	8.2	2.0	
	1962	4,706	40.0	26.6	49.1	24.3		
Shaftesbury	1964	11,259	36.5	25.5	54.6	16.8	3.0	
	1962	5,050	45.4	15.2	48.5	36.3		
Southfield	1964	11,379	38.2	40.2	47.2	11.3	1.4	
	1962	11,051	48.8	31.6	35.3	25.6	7.5	
Springfield	1964	11,355	41.0	43.3	47.1	8.0	1.6	
	1962	11,261	53.0	34.3	42.5	23.2		
Thamesfield	1964	11,495	41.1	48.9	48.0		3.1	
	1962	12,176	43.2	50.3	45.1		4.6	
Tooting	1964	10,704	30.5	33.1	66.9			
	1962	12,424	36.6	35.7	64.3			
West Hill	1964	12,015	43.7	34.3	40.5	8.6	16.6	
	1962	15,353	44.3	41.3	43.6			15.0

Councillors and wards

1.	● Frederick Dickson	Con, Balham	7	0.2
2.	● John Chaloner	Lab, Thamesfield	18	0.4
3.	● Hugh Lester	Con, Thamesfield	24	0.5
4.	● Edwina Dixon	Con, Balham	27	0.7
5.	● Leslie Rice	Lab, Balham	70	1.8
6.	● Olive Haines	Con, Thamesfield	89	1.9
7.	● Norman Berry	Con, Bedford	72	2.1
8.	● Sidney Morris	Con, Bedford	88	2.6
9.	● Bill Ballantine	Lab, Springfield	149	3.2
10.	● Dennis Sweeney	Lab, Springfield	162	3.5
11.	● Peggy Inman	Lab, Springfield	183	4.0
12.	● Charles Davidson	Con, Bedford	140	4.1
13.	● Ian McGarry	Lab, West Hill	281	5.4
14.	● Alfred Tasker	Lab, West Hill	305	5.8
15.	● Sid Gowlett	Lab, West Hill	312	6.0
16.	● Terry Pearce	Lab, Southfield	267	6.2
17.	● Walter Fox	Lab, Northcote	288	6.8
18.	● Marie Jenkins	Lab, Southfield	298	6.9
19.	● Alfred Barton	Lab, Southfield	301	6.9
20.	● John Chantler	Lab, Southfield	314	7.5
21.	● Ernest Bond	Lab, Northcote	331	7.9
22.	● Harold Seed	Lab, Furzedown	567	14.7
23.	● Michael Bramson	Lab, Furzedown	612	15.8
24.	● James Dixon	Lab, Furzedown	659	17.0
25.	● Gwynneth Morgan	Con, Nightingale	735	18.5
26.	● James Fairlee	Con, Nightingale	750	18.7
27.	● Ronald Ash	Con, Nightingale	757	19.0
28.	● Samuel Dougherty	Lab, Earlsfield	614	19.2
29.	Desmond Warren-Evans	Con, Putney	1,075	19.5
30.	● John Kinahan	Lab, St Mary's Park	747	20.0
31.	● Eileen Hoare	Con, Putney	1,129	20.5
32.	● Gordon Passmore	Con, Putney	1,135	20.6
33.	● Fred Shaw	Lab, St Mary's Park	776	20.8
34.	● Norman Prichard	Lab, St Mary's Park	846	22.7
35.	● Jean Standing	Lab, Roehampton	1,218	22.7
36.	● John Stevens	Lab , Roehampton	1,219	22.8
37.	● Joan Lestor	Lab, Earlsfield	739	23.2
38.	● William Smith	Lab, Earlsfield	740	23.2
39.	● Brian Bastin	Lab, Roehampton	1,255	23.4
40.	● Sidney Paul	Lab, Shaftesbury	1.159	28.2
41.	● William Dobinson	Lab, Shafesbury	1,164	28.3
42.	● Frank Reeves	Lab, Fairfield	922	28.9
43.	● Bert Harrison	Lab, Shaftesbury	1,196	29.1
44.	● Alfred Loughton	Lab, Fairfield	948	29.7
45.	● Robert Joy	Lab, Fairfield	1,005	31.5
46.	● William Weston	Lab, Tooting	1,013	31.8
47.	● Frank Sims	Lab, Tooting	1,043	32.7
48.	● David Kerr	Lab, Tooting	1,109	34.8
49.	● Sidney Wellbelove	Lab, Graveney	1,400	38.3
50.	● Paul Peters	Lab, St John	1,270	38.8
51.	● Mabel Sporle	Lab, St John	1,273	38.9
52.	● Leonard James	Lab, Graveney	1,441	39.4
53.	● Arthur Hill	Lab, Graveney	1,447	39.5
54.	● Dennis Griffiths	Lab, St John	1,317	40.2
55.	● Ernest Martin	Lab, Queenstown	1,254	57.8
56.	● Fred Howell	Lab, Queenstown	1,301	60.0
57.	● Cyril Holliday	Lab, Queenstown	1,325	61.1
58.	● Lawrence Goodwin	Lab, Latchmere	1,727	65.9
59.	● John Dunning	Lab, Latchmere	1,747	66.7
60.	● Brian Prichard	Lab, Latchmere	1,754	67.0

Labour: 47 seats

Latchmere	3 Lab	1,743	66.5
Queenstown	3 Lab	1,293	59.6
St John	3 Lab	1,287	39.3
Graveney	3 Lab	1,429	39.1
Tooting	3 Lab	1,055	33.1
Fairfield	3 Lab	958	30.0
Shaftesbury	3 Lab	1,173	28.5
Roehampton	3 Lab	1,231	23.0
Earlsfield	3 Lab	698	21.9
St Mary's Park	3 Lab	790	21.2
Furzedown	3 Lab	613	15.8
Northcote	3 Lab	311	7.4
Southfield	3 Lab	289	6.7
West Hill	3 Lab	299	5.7
Springfield	3 Lab	165	3.6
Balham	1 Lab	70	1.8
Thamesfield	1 Lab	18	0.5

Labour majority: 34 seats

Balham	2 Con	17	0.5
Thamesfield	2 Con	57	1.2
Bedford	3 Con	100	2.9
Nightingale	3 Con	747	18.7
Putney	3 Con	1,113	20.2

Conservatives: 13 seats

By-elections: 1964-1968

Queenstown

Thursday 29th April 1965
Caused by the resignation of Cllr Ernest Martin
No change

1965 electorate %turnout		10,112	19.8	- 0.6
Albert Jones	**Lab**	**1,222**	**61.5**	**- 14.5**
Basil Weekley	L	356	17.9	
Harry W. Sendall	Con	291	14.6	- 1.4
Gladys M. Easton	Comm	151	6.0	- 2.0
swing incalculable	Maj	866	43.6	

Balham

Thursday 9th November 1967
Caused by the disqualification of Cllr Frederick Dickson
No change

1967 electorate %turnout		10,398	30.9
Francis W. Bakewell	**Con**	**1,836**	**57.1**
William C. Burrow	Lab	1,118	34.8
Francis R. Wells	Comm	184	5.7
Edward D. Larkin	L	77	2.4
Lab to Con swing 9.9%	Maj	718	22.3

Fairfield

Thursday 5th May 1966
Caused by the death of Cllr Robert Joy
No change

1965 electorate %turnout		10,154	26.6	- 3.9
Dorothy M. Smith	**Lab**	**1,379**	**51.1**	**- 12.5**
Duncan J. Livingstone	L	733	27.2	
Shirley V. Passmore	Con	534	19.8	- 12.6
Jean French	Comm	53	2.0	- 2.6
swing incalculable	Maj	646	23.9	

Nightingale

Thursday 6th October 1966
Caused by the resignation of Dr James Fairlee
No change

1965 electorate %turnout		11,674	29.9	- 4.3
Harry W. Sendall	**Con**	**2,228**	**64.0**	**+ 4.6**
Philip J. Jenkins	Lab	827	23.8	- 16.8
Basil Weekley	L	386	11.1	
Thomas Lamb	Ind	39	1.1	
Lab to Con swing 10.7%	Maj	1,401	40.2	

Putney

Thursday 15th June 1967
Caused by the resignation of Cllr Eileen Hoare
No change

1967 electorate %turnout		14,138	30.9	- 9.0
Clifford L. Symons	**Con**	**2,765**	**63.4**	**+ 9.3**
Philip J. Jenkins	Lab	1,008	23.1	- 10.5
Peter K. Gerhold	L	520	11.9	+ 2.4
David J. Welsh	Comm	69	1.6	- 1.2
Lab to Con swing 9.9%	Maj	1,757	40.3	

1968

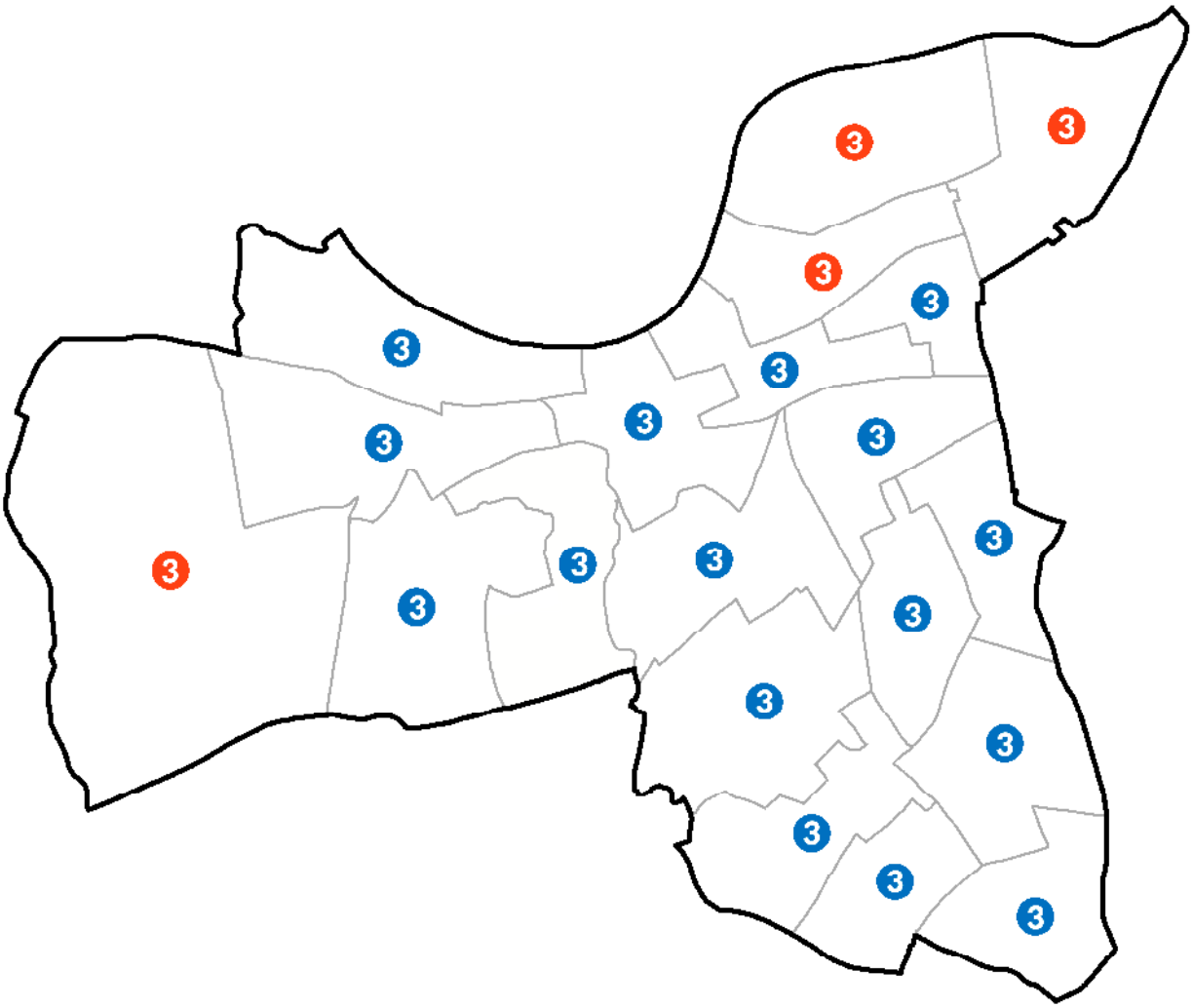

Conservatives	**48**
Labour	**12**

Insist on Britax Automatic seat belts
You know it makes sense

Evening Standard
44,751 FRIDAY, MAY 10, 1968 4d. 55

WEST END FINAL CLOSING PRICES
TIO PEPE THE SHERRY OF SPAIN

The London Rout: Tories 1434-Labour 351

NOW CAN HE SURVIVE?

Mr. Wilson, well protected, tours the Smelting Corporation at Avonmouth today. At right is Mr. Trevor Lloyd Hughes, his press secretary.

For Harold—never so grim since 1931

ROBERT CARVEL

THE FUTURE of the Government—with or without Mr. Harold Wilson as Prime Minister—has been called into question again by Labour's complete country-wide collapse in the municipal elections.

Never since 1931, when the Party revolted against its leader, Ramsey MacDonald, has its electoral standing been so low.

The Tory landslide victory, seen at its most dramatic in the London boroughs left politicians speculating furiously today on these questions:

Will the shattered Labour Party keep its nerve sufficiently in the immediate future to allow the Government to continue in office?

A familiar response

Is Mr. Wilson now a permanent electoral liability for Labour or can he still recapture public esteem?

The first indications were that the Prime Minister will make his familiar response to this latest devastating no-confidence verdict at the polls.

It will be to tell his followers: "Keep cool. We carry on."

Mr. Wilson tried to do just that this morning when, accompanied by one of his few old faithfuls, a Press secretary, he left early from 10 Downing Street on his way to Bristol for meetings with regional industrial leaders. His expression was dismal.

'Not a chance'

Mr. Edward Short, the Education Secretary, and his deputy, Miss Alice Bacon, also happened to be in the Bristol area on departmental business. They took time off to be helpful to the Prime Minister during interviews in the BBC's World at One programme.

Miss Bacon, an old-timer in the political in-fighting game, declared: "We feel there is not the slightest chance of Mr. Wilson parting as Prime Minister."

This was her retort to Mr. Cecil King.

And Mr. Short, a Government ex-chief whip, who once worked in daily contact with Mr. Wilson, said of him: "He is probably the best Prime Minister we have had this century in peace time. He will certainly not resign. If you want my comment I am sure he will lead the Labour Party to victory again in the next Election."

This was the start of a predictable Ministerial closing of the ranks—for the time being at least.

Mr. Heath was also interviewed in the same BBC

Contd. Back Page, Col. 4

Latest Results start on Page SIXTEEN.

King quits Bank

Evening Standard Political Editor

Mr. Cecil King, boss of the Mirror group of newspapers and standard-bearer of the Wilson Must Go movement, has resigned from his Government appointment as a part-time director of the Bank of England.

This was announced by the Treasury this afternoon following hours of feverish speculation in political circles about whether Mr. King would be sacked.

The resignation came alongside his call to Labour MPs, blazoned over the front pages of today's Daily Mirror and the Sun, to give Britain a new Prime Minister.

'More involved'

The Treasury issued the text of a letter dated May 9 from Mr. King to Mr. Roy Jenkins, Chancellor of the Exchequer. He said:

"Dear Chancellor, As I am becoming more and more involved in political controversy, I think it will be more convenient for the Bank of England if I resign from the court. This is, therefore, to tender my resignation, effective forthwith. Yours sincerely, Cecil H. King."

Mr. King's resignation letter was sent off last night, and MPs

Contd. Back Page, Col. 6

FINAL STATE OF PARTIES IN LONDON

Tories	1434
Labour	351
Independents	65
Liberals	10
Communists	3

And as they were in 1964

Tories	668
Labour	1112
Independents	63
Liberals	13
Communists	3

The Krays remanded

The Kray twins, Ronald and Reginald, and their elder brother Charles, were among nine men remanded in custody until next Friday at Bow street, today. Nine other men were given bail until May 31. Charges ranged over two allegations of conspiracy to murder—against the Kray twins and a third man only — menaces and bodily harm.

Fuller report Page NINE

The other news

Big North Sea gas strike Page 19
Weekend food news ... Page 11
Man killed in house blast ... Page 21
Threat to Southern commuters ... Page 15
British boost to NATO forces ... Page 13
Battle for heart man's life ... Page 13
Students armed to protect Saigon ... Page 13
How serious are things now? ... Page 3
Weather—Showers ... Page 20

Amusements Guide PAGES 15-19.

The £ takes a fall

AND SHARES DROP, TOO

JACK PROSSER

The £ had a tough time today in foreign exchange markets as a result of Mr. Cecil King's statement that Britain is facing the "greatest financial crisis in our history."

All day long the pressure kept up and despite efforts by the Bank of England to prop the rate up, the £ still showed a fall of 3-16 of a cent at 2.39¼ against the U.S. dollar.

In the stock market share prices fell sharply as dealers talked of the inevitability of a General Election.

By late afternoon the Financial Times share index had dropped 12.5 to 453.6.

All leading shares showed losses as selling stepped up and many were as much as 2s. 6d. down.

Fuller story—Page 2

PEACE TALKS—FIRST ROUND

United States and North Vietnamese representatives met today in Paris to discuss procedure in preparation for preliminary peace talks.

American officials had hoped to begin substantial talks and the arrangement for a session on planning details was reported to be a disappointment to them.

Diplomatic sources said the North Vietnamese were not entirely satisfied with some of the technical arrangements for the talks, including aspects of Press facilities.

Before the talks began Mr. Averell Harriman, leading American delegate, and Mr. Xuan Thuy, chief North Vietnam representative, saw M. Couve de Murville, the French Foreign Minister.

James Cameron sets the scene—Page Seven; Sam White writes—Page 21.

The choice is tough

with 4 Beetles to choose from

The beauty is, you can't choose wrong. VW 1200, up to 37.5 mpg. 71 mph. VW 1300, up to 33 mpg. 75 mph. VW 1500, up to 32 mpg. 78 mph. VW 1500 Automatic Stick Shift, up to 30 mpg. 75 mph. Get the full story. Please write, or call in for a test drive today.

EUROPEAN CARS LTD
554 LONDON RD., ASHFORD, NEAR LONDON AIRPORT, MIDDX.
TELEPHONE: ASHFORD 53671

20—EVENING STANDARD, FRIDAY, MAY 10 1968

London belongs to the Tories in a landslide

MICHAEL F. KING

A massive landslide victory—and now London Belongs To The Tories! Routed, reeling, Labour has lost 16 boroughs in the avalanche . . . to Tories capturing 749 seats. Now they will run 28 of the 32 Boroughs, plus the GLC captured a year ago.

Over **Islington** Town Hall, scene of the biggest Tory triumph, a banner summed up the situation for nearly 9,000,000 Londoners. It said: "Under new management."

Labour has had its total of councillors cut by two-thirds to only 341 and its domain dramatically reduced to a group of four adjoining East London boroughs.

They are, **Tower Hamlets, Barking, Southwark** and **Newham**—where there were six recounts in one ward.

Another major Tory victory was chalked up at **Hackney** where, like Islington, there have been no Tories on the council for 15 years.

Delighted

Having unexpectedly won 31 of the Hackney seats, the Tories will assume absolute control at the first council meeting when they fill all five aldermanic vacancies. Unlike the Islington Tories who had a "shadow group" outside the town hall, Hackney Tories have yet to meet to elect a leader.

Their success has delighted Tory Central Office which had written off Hackney as "very safe Labour."

The anti-immigrant vote in the Southall district of **Ealing** carried two members of the Southall Residents' Association on to the council.

One of them, Mr. Tommy Steele, a former Labour Mayor of Southall, captured a Labour seat in the key Northcote ward after three re-counts. The result, declared just after one o'clock this afternoon, gave the other two seats to Labour. One went to Mr. J. Haig and the other to Mr. S. S. Gill, who becomes the first Sikh to be elected to Ealing council.

The re-count was caused by doubts over Mr. Haig's vote. He finished up only eight votes ahead of Dr. N. S. Mangat, another Indian standing as a Tory.

The S.R.A. also got a candidate home in Glebe Ward where again there was heavy support for their cause.

Otherwise Ealing went strongly against Labour, the party losing 27 seats to the Tories who now have 53 councillors out of 60.

A Jamaican, Mr. Basil Lewis, was among 53 successful Tories at **Haringey**. Another West Indian, Mr. Michael Gardner, was elected in a Mitcham ward of **Merton**. He, too, stood as a Tory.

Fantastic win

In **Lambeth** three Tories who issued a pamphlet saying "We Back Enoch" were returned in the Bishop's ward around the Lambeth Walk area. Thirty-eight Labour members lost their seats in this borough which has several immigrant "ghettoes."

Among 10 Labour councillors returned at **Islington** was the first West Indian to sit on the council, Mr. Vernon Martindale.

In **Newham**, the ratepayers caused a surprise by increasing their representation from 7 to 21, taking 14 Labour seats in the process.

Labour will retain control only with the Mayor's casting vote. Many of the ratepayers were returned from dockside wards which recently sent marchers to the Commons in support of Mr. Enoch Powell.

As London swung to the Tories, traditional Labour fortresses toppled. **Islington** and **Greenwich**, Labour-held for more than 30 years, fell with a crash.

A 50-year-old company executive, Mr. Don Bromfield, suddenly finds himself leader of Islington council.

"We expected to win," he said today. "But this is fantastic."

In one of Islington's wards the Tories claimed a 45 per cent swing away from Labour.

Other boroughs captured by the Tories were **Brent, Waltham Forest, Camden, Hounslow, Havering, Wandsworth, Hammersmith, Lambeth, Enfield, Lewisham, Bexley** and **Hillingdon**.

Rebound

On several boroughs Labour councillors have been completely eliminated, including **Richmond, Hillingdon, Harrow** and **Bexley**, which takes in part of Mr. Edward Heath's constituency.

In **Kensington-Chelsea** and **Westminster** the only two boroughs to count this morning—the Tories almost eliminated the Labour opposition.

In some of the outer London boroughs which run their own schools the comprehensive row rebounded on Labour candidates. Again in Ealing, centre of the schools controversy, Mr. Tom Newson, Labour chairman of the education committee, lost his seat. So did Mr. W. Hopkins, the council's Labour leader.

For the **LIBERALS** in London it was another disappointing election. They fielded over 200 candidates but so far less than a dozen have been elected.

They fought all 60 seats at Barnet and Bromley but ended up with their existing representation on those councils reduced—to one on Barnet and three on Bromley.

By capturing a majority of the London councils the Tories take control of the London Boroughs Association.

Mr. Desmond Plummer, Tory GLC Leader, commented: "Once again Londoners have shown strong support for Conservative policies. We warmly look forward to our partnership with the new Conservative boroughs and together we will get London moving."

Alderman A. G. "Tag" Taylor, who takes over from Labour as the new Leader of the London Boroughs Association, warned that "in the next few weeks" he would be hitting out against undemocratic pressure from the Government. Town Halls were being dictated to over rents, schools and finance.

"I demand a recount!"

A victory wave from Mr. S. S. Gill, Ealing's first Sikh councillor, who won a seat for Labour in the Northcote ward.

Education boost for ILEA Tories

VANESSA LEDERER

The switch to Tory control in eight Inner London boroughs strengthens the Tory hold over London's education.

Whereas the Tories had to survive with a wonder majority of four on the Inner London Education Authority, which four times a year ratifies the decisions of the education committee, they now have a majority of 20.

The figures are now: Tories 36, Labour 16, and there is one Independent, from the City.

Mr. Christopher Chataway, leader of the Inner London education committee, said today: "We welcome this strengthening of our numbers on the ILEA. It is a great relief to have a working majority.

First action

Two main centres of education controversy in London are Ealing and Enfield.

In **EALING**, the Tories first action will be to put an immediate stop to Labour's comprehensive scheme for Southall.

Instructions will be given to the Chief Education Officer to halt the scheme, due to begin in September, and to make arrangements to give parents the opportunity of making a new choice, again on a selective basis, at the earliest possible moment.

Jubilant Tory leader Councillor Robert Hetherington was "absolutely delighted."

"It will enable us to prevent this bad scheme and save the Southall Grammar Technical School and the two other Southall schools which were doing such a good job," he said.

In **ENFIELD** today there were no promises that the comprehensive scheme will be reversed, although there could be changes in the controversial Enfield Grammar School.

Mr. John Clarricoats, Tory leader, thinks that Enfield has a "hotch-potch" scheme.

● Special part-time centres to give basic education to backward immigrant children, aged between 11 and 15, are planned by the Inner London Education Authority.

Three centres will be in areas where the need is most acute: the Peckham-Camberwell part of Southwark; Lewisham; and North London.

● Praise for teachers in schools with a high proportion of immigrant children came at Bristol today from Edward Short, Secretary of State for Education and Science.

With Miss Alice Bacon, the Minister of State responsible for Schools, he toured four schools which between them have an average of 60 per cent of immigrants.

WEATHER—Showers

Forecast for this evening for London and the SE: Showers tending to die out later. Forecast from 6 a.m. tomorrow until midnight: Sunny intervals and showers, some heavy; wind west to northwest, occasionally strong; rather cold, maximum temperature 55 deg. F (13 C). Outlook: Showery with some sunny intervals, rather cold. English Channel: Showers, bright intervals, southwesterly gale, rough sea. Good visibility. London shade temperature: 6 a.m. 50 deg. F (10 C); 3 p.m. 57 deg. F (14 C). Barometer: 29.86in., falling.

Lighting-up time 9.7 p.m. to 4.45 a.m. Sun sets 8.37 p.m., rises 5.17 a.m. Moon rises 6.7 p.m., sets 4.38 a.m.

HOW THE SOUTH FARED

Here are the results of yesterday's borough council elections in the South outside London.

Abbreviations: C. Conservative; Lab. Labour; Lib. Liberal; R. Ratepayers; Ind. Independent; Com. Communist.

A

ALDERSHOT.—C. gained 1 from Lib. New council: C. 28, Lib. 3 Ind 1. No change.

AYLESBURY.—C. gained 3 from Lab. New council: C. 15, Lab. 7, Lib. 2. No change.

B

BASINGSTOKE.—C. gained 2 from Lab. and 1 from Ind. New council: C. 17, Lab. 7. No change.

BEDFORD.—New council: C. 22, Lab. 6. No change.

BEXHILL.—New council: C. 16, Lab. 4, Ind 4. No change.

BOURNEMOUTH.—C. gained from Lab. New council: C. 36, Lab. 3, Lib. 3, Ind. 2. No change.

BRIGHTON.—C. gained 4 from Lab. New council: C. 62, Lab. 14. No change.

C

CHATHAM. — C. gained 2 from Lab. New council: C. 15, Lab. 9. No change.

CHELMSFORD.—C. gained 3 from Lab. New council: C. 28, Lab. 6. No change.

CHRISTCHURCH.—C. gained one from Ind. New council: C. 11, Lab. 2, Ind 7. No change.

D

DARTFORD.—C. gained 4 from Lab. New council: C. 17, Lab. 13. C. gained control.

DEAL.—C. gained 1 from Lab. New council: C. 25, Lab. 7. No change.

DOVER.—C. gained 3 from Lab. New council: C. 16, Lab. 7. No change.

DUNSTABLE — C. gained 1 seat from Lib. New council: C. 18, Lab. 4, Ind. 2. No change.

E

EASTBOURNE.—C. gained 1 from Lib. New council: C. 18, Lib. 11, Ind. 4, Lab. 6. (One vacancy). No change.

EPSOM AND EWELL.—C. gained 1 from Lab. New council: C. 1, Lab 3, Ind. 36. No change.

F

FAVERSHAM.—Ind. gained 1 from C. New council: C. 8, Lab. 3, Ind. 2. No change.

FOLKESTONE.—C. gained 3 from Lab. New council: C. 27, Lab. 7. No change.

G

GILLINGHAM.—C. gained 3 from Lab. New council: C. 23, Lab. 6, vacant 1. No change.

GODALMING.—Lib. gained 1 from C. New council: C. 15, Lib. 6, Lab. 2, Ind. 1. No change.

GRAVESEND.—C. gained 2 from Lab. New council: C. 20, Lab. 12. No change.

GUILDFORD.—C. gained 1 from Lab. New council: C. 23, Lab. 6, Ind. 3. No change.

H

HASTINGS.—Lib. gained 1 from C. C. gained 3 from Lab. New council: C. 28, Lab. 7, Lib. 4, Ind. 1. No change.

HEMEL HEMPSTEAD.—C. gained 7 from Lab. New council: Lab 19, C. 17. No change.

HENLEY-ON-THAMES. — New council: Ind. 15, Lab. 1. No change.

HERTFORD.—C. gained 1 from Lab. New council: C. 15, Lab. 3, Ind 2. No change.

HIGH WYCOMBE.—C. gained 3 from Lab. New council: C. 21, Lab. 9, Ind. 2. No change.

HOVE.—C. gained 1 from Lab., 2 Ind. gained 1 from C. New council: C. 37, Lab. 1, Ind. 2. No change.

HYTHE.—C. gained 1 from Ind. New council: C. 13, Lab. 2, Ind. 1. No change.

L

LUTON.—C. gained 5 from Lab. New council: C. 34, Lab. 13. (One vacancy). No change.

M

MAIDENHEAD.—C. gain 1 from Lab. New council: C. 17, Lab. 2. No change.

MAIDSTONE.—C. gained 3 from Lab. New council: C. 24, Lab. 5, Lab. 3. No change.

MALDON.—C. gained 1 from Lab. New council: C. 13, Lab. 4, Lab. 1. No change.

MARGATE.—C. gained 2 from Ind. New council: C. 27, Lab. 5, Lib. 2, Ind. 6. No change.

N

NEWBURY.—C. gained 2 from Lib., Ind. gained one from Lab. New council: C. 8, Lab. 3, Lib. 6, Ind. 7. No change.

P

POOLE.—Ind. gained 1 from C. New council: C. 24, Lab. 7, Lib. 8, Ind. 1. No change.

R

RAMSGATE. — C. gained 1 from Lab. New council: C. 15, Lab. 10, Ind. 7. No change.

READING.—C. gained 3 from Lab New council: C. 31, Lab. 16, Lib. 3. No change.

REIGATE.—C. gained 1 from Lab. New council: C. 20, Lab. 8. No change.

ROCHESTER.—C. gained 2 from Lab., Ind. gained 1 from C. New council: C. 22, Lab 3 Ind. 1. No change.

S

SAFFRON WALDEN.—C. gained 2 from Lab., Lib gained 1 from Lab. New council: C. 7, Lab. 3, Lib. 2, Ind. 4. No change.

ST. ALBANS.—C. gained 1 from Lab. New council: C. 24, Lab. 4. No change.

SALISBURY.—C. gained 2 from Lab., 1 from Lib., 1 from Ind. New council: C 22, Lab. 7, Ind 3. No change.

SLOUGH.—C. gained 4 from Lab. New council: C. 27, Lab. 16, Ind. 1. No change.

SOUTHAMPTON.—C. gained 7 from Lab. New council: C. 51, Lab. 21. No change.

SOUTHEND-ON-SEA.—C. gained 4 from Lab. and 1 from Ind. New council: C 45, Lab. 14, Lib. 3. No change.

T

TUNBRIDGE WELLS.—C. gain 1 from Lab. New council: C. 26, Lab. 4. No change.

W

WATFORD. — C. gained 2 from Lab. New council: C. 26, Lab. 18. No change.

WINDSOR.—C. gained 2 from Lab. and 3 from Ind. New council: C. 28, Lab. 10, Lib. 2. No change.

WOKINGHAM.—C. gained one from Lab. New council: C. 14, Lab. 2, Lib. 2, Ind. 6. No change.

The Urban Districts

Here are the results of yesterday's urban district council elections in South of England. Abbreviations: C., Conservative; Lab., Labour; Lib., Liberal; R., Ratepayers; Ind., Independent; Com., Communist.

BOGNOR REGIS.—C. gained one from Lib. New council: C. 16, Lib. 1, R. 1. No change.

CRAWLEY. — C. gained 3 from Lab. and 1 from Lib. New council: C. 12, Lab. 12, Lib. 2, Ind. 1. Lab. lost control.

GUCKFIELD.—C. gained 2 from R., R. gained 1 from C., Lib. gained 1 from C., and 1 from Lab. New council: R. 8, C. 7, Lib. 3, Ind 2, Lab. 1. No change.

ECHAM.—C. gained 1 from Lab. and 1 from Lib. New council: C. 10, Lab. 3, Ind 2, Lib. 1. No change.

HAWKEMERE. — No gains, no losses. New council: C. 13, Ind. 2, Lib. 2.

HORSHAM.—C. gained one from Lab. New council: C. 15, Ind. 2. No change.

LEIGHTON-LINSLADE. — C. gained one from Lab. and one from Ind. New council: C. 8, Ind. 5, Lab. 4, R. 3. No change.

STAINES.—C. gained 3 from Lab. New council: C. 19, Lab. 5. No change.

JENKINS LEADS THE BETTING

Ladbrokes this afternoon opened a book on who will lead the Labour Party at the next General Election and made Mr. Roy Jenkins favourite. The following prices were offered: 5-4 ON Jenkins; 5-4 against Wilson; 8-1 Stewart, Callaghan; 66-1 Castle; and outsider George Brown 100-1.

Wilson: Will he speak?

"In view of the 'utter condemnation' of the Government by the electors has the Prime Minister sought leave to make a statement to the House about his intentions?" Mr. Duncan Sandys, former Tory Commonwealth Secretary, asked the Speaker in the Commons today.

He made his request in the presence of the Government Chief Whip and the Leader of the House, Mr. Peart, and seven other Labour back benchers.

Sir Knox Cunningham (Tory, Antrim S.) joined in to remark: "The people are utterly tired and sick of this Government. It has broken pledges and is utterly incompetent. When is the country to get an opportunity of getting rid of them?"

The Speaker, Dr. Horace King, commented that was not a point of order and added in reply to Mr. Sandys that the Premier had not asked leave to make a statement today.

Not a word from Harold

The Prime Minister, opening a £14 million zinc plant at Avonmouth near, Bristol, today made no mention of the Labour landslide in the local elections.

Today's London results

KENSINGTON & CHELSEA

C. gained 11 from Lab. New council: C. 57, Lab. 3. No change.

BROMPTON.—R. Brew (C.), J. Corbet Singleton (C.), Mrs. M. Gumbel (C.), J. Stratford (C.).

CHEYNE.—J. Elliott Brooks (C.), J. Yocman (C.).

CHURCH.—P. Methuen (C.), G. Middleton (C.), J. Sorrell (C.).

EARL'S COURT.—J. Baldwin (C.), D. Eaton (C.), L. Kenny (C.), R. Orme (C.), D. Samuel (C.), Miss S. Roberts (C.).

GOLBORNE.—E. Briggs (Lab.), S. Wilson (Lab.); H. Machol (Lab.).

HANS TOWN.—F. Craig-Cooper (C.), D. Piper (C.), A. Stevenson (C.).

HOLLAND.—Lady Brabazon of Tara (C.), J. Ferard (C.), Miss B. Hulme (C.), E. Thom (C.), G. Walford (C.), Miss J. Russell (C.).

NORLAND.—A. Hamilton (C.), N. Freeman (C.), E. Tomlin (C.), Mrs. R. Taylor (C.).

NORTH STANLEY.—Lt.-Col. P. Le Gros (C.), N. Robinson (C.).

PEMBRIDGE.—D. Campion (C.), M. Cocks (C.), Mrs. J. Coleridge (C.), V. Hopkins (C.), S. Tanner (C.), Miss D. Weatherhead (C.).

QUEENS GATE.—Miss E. Christmas (C.), Sir Maiby Crofton (C.), G. Pain (C.), D. Pritchard (C.).

REDCLIFFE.—Mrs. J. Albert (C.), J. Mendl (C.), C. Muller (C.), Viscount Scudamore (C.), Mrs. J. Sundius-Smith (C.), G. Tickler (C.), M. Webb-Bowen (C.).

ROYAL HOSPITAL. — Mrs. J. Carrer (C.), D. Collenette (C.).

ST. CHARLES WARD.—Miss S. A. O'Callaghan (C.), Mrs. G. Cassidy (C.), J. Hill (C.), W. Wigley (C.), J. Morgan (C.), G. Lyne (C.).

SOUTH STANLEY.—P. Dewey (C.), Mrs. A. Farrow (C.).

WESTMINSTER

C. gained 14 from Lab. New council: C. 55, Lab. 5. No change.

BAKER STREET. — Mrs. D. W. Doyle (C.); W. J. L. Drapkin (C.); G. J. Harley (C); J. G. Mordue (C.); T. H. M. Whipham (C.).

CAVENDISH.—J. E. Guest (C.), W. H. Kearney (C.), L. Pearl (C.).

CHARING CROSS.—H. G. Cubitt (C.), F. D. Fitzgerald Moore (C.).

CHURCH STREET. — L. Jacobs (Lab.); K. E. Loran (Lab.); J. Merriton (Lab.).

CHURCHILL.—A. J. Eager (C.), M. E. Jonathan (C.), M. A. Latham (C.).

HARROW ROAD.—E. G. Galitzine (C.), B. S. Hunt (C.), M. C. Jones (C.), P. M. Terris (C.), Mrs. P. L. Veendam (C.).

HYDE PARK.—J. Collins (C.), R. T. Gardner (C.), J. Ollett (C.), M. V. Kenyon (C.), T. R. Sas (C.).

KNIGHTSBRIDGE. — C. A. Prendergast (C.), Miss A. M. Tennant (C.), J. G. Wallis (C.).

LANCASTER GATE.—S. C. Ashton (C.), A. W. Ramsay (C.), J. Whatmore (C.).

LORDS.—R. M. Dawe (C.), S. E. Rivington (C.), H. H. Sandford (C.).

MAIDA VALE.—W. F. Brooks (C.), H. H. Hodgson (C.), E. G. Lane (C.), J. M. Sherpire (C.), G. A. Wade (C.).

MILLBANK.—Mrs. M. E. Castle (C.), E. H. Watson (C.).

QUEENS PARK. — I. L. Bolton (Lab.), G. Lowe (Lab.).

REGENTS PARK.—E. J. Bramble (C.), R. W. Forrester (C.), E. L. Hancock (C.).

REGENT ST.—G. C. Gay (C.), R. P. Shaw-Kennedy (C.), E. A. Warren (C.), J. L. Wells (C.).

VICTORIA ST.—S. Phelps (C.), G. P. Pugh (C.), H. B. Warren (C.).

WARWICK.—A. J. Hardman (C.), A. P. Johnston (C.), S. Le Marchant (C.).

WESTBOURNE.—D. F. Barry (C.), J. Lean (C.), R. A. Grossman (C.).

Tories jubilant

Mr. Jack Galloway, West Midlands area Tory agent, said that the Tories were "absolutely delighted with the results. So far in the area the Tories and their allies have gained 121 seats and Labour have lost 104. But Mr. Bob Chamberlain, West Midlands area Labour agent, said: "It's a very, very dismal morning.

Labour suffered losses throughout Wales, with surging Tory gains, but the Welsh Nationalists did not make any impressive inroads and only gained two seats.

EVENING STANDARD, FRIDAY, MAY 10, 1968—21

The sign speaks volumes . . . Mr. Don Bromfield, Conservative leader at Islington, and colleagues, jubilant after taking 47 seats from the Socialists who were 100 per cent strong at the last election.

Mr. Bromfield, a 50-year-old company executive, said: "We expected to win, but this is fantastic."

Independents won three seats at Islington, leaving Labour with only 10 seats.

The 'one-eyed' king of Islington

"In the country of the blind, the one-eyed man is king."

(Old Proverb, originally Greek.)

Mr. Donald Bromfield, 50-year-old property company executive, today finds himself rather in the position of the one-eyed king.

Next Monday he leads a completely new team of councillors into Islington Council Chamber. And with the exception of himself and Miss Anne Callaghan not one of the other 45 new Conservative councillors has ever served on a borough council, or seen the inside of a council committee room.

Even for Mr. Bromfield, being leader of Islington Council is going to be a major change. It is the first time he finds himself in the majority party. His previous stint on Finsbury Council was always in opposition.

But today he was bubbling with enthusiasm. Words fairly tumbling from his lips as he spoke of his plans.

"First thing I am going to do is have a report made on our capital expenditure plans for the next five years," he said.

"If we think they are too great we shall perhaps spread them out over a longer period. And housing. We are not going to rely on council house building alone. We are going to invite private builders, housing associations, and individuals who want to renovate their own homes to get on with the job.

"Municipalisation of housing has been a failure in Islington. We want to get cracking on that 10,000 long waiting list."

A publicity drive against the borough's high crime rates is also high on his list.

And he plans to fill the five Islington aldermanic vacancies with his own Conservatives.

The extent of the Labour rout in Islington surprised even Mr. Bromfield. "Never in my wildest dreams did I imagine that this would happen," he said. "I knew we had a good chance of getting a good few seats. But I never thought we would be able to get rid of the other shower quite so sweepingly."

MAN WITH THREE VOTES!

Worried electoral officials at Southend were today trying to trace the slip-up which made Mr. Ernest Frederick Arthur Rayner Britain's most powerful individual voter.

Mr. Rayner, a 67-year-old widower, turned up at his polling station last night to discover he was entitled to three votes.

On the voting register his name appeared in triplicate and he could have marked his cross for each individual Christian name.

Mr. Rayner ("Call me Fred") said today that he only voted once but added: "It gives you a great feeling of power over everyone else."

A polling official said: "We don't know how it happened, but it will have to be put right before the next election."

Tories hot favourites

Bookmakers today changed their odds on the betting for the next General Election.

William Hill drastically slashed the odds on the Tories to 8 to 1 on while Labour eased to 4 to 1 against. Odds offered by Hills for Labour—4-1—are the longest odds ever.

'AEI closure hit us'

Despondent Labour supporters in Greenwich, where a staggering 34 pc swing pushed them out of council control for the first time in 34 years, blamed local rather than national issues for their defeat.

Said Labour leader of the council, Councillor Tom Smith, who got in himself by only one vote: "I feel events like the AEI closure—where 5000 are to lose their jobs and who had Government backing—had their effect rather than this being a vote of no confidence in Mr. Wilson and his Government."

Leaflet-men win

All three Tory candidates who published pro - Powell leaflets at Bishop's Ward, Vauxhall, during election campaigning, won recounting victories last night. They are: Mr. David Renwick, 28; Mr. David Epps, 21; and Mr. Alan Gray, 21.

Mayor ousted

At **Sandwich, where the Tories won all four seats and overall control for the first time, the sitting Liberal mayor, schoolmaster Ralph Sage, lost his seat by two votes. He was the council's only Liberal.**

Defeated . . .

Among Labour candidates defeated in **LONDON** were Cllr. David Weinstein, mayor of Waltham Forest, and Cllr. Ashley Brammell, leader of the Labour group on Westminster council.

PASSPORT ROW—TORIES SEEK FULL DAY'S DEBATE

Evening Standard Parliamentary Reporter

Tory MPs pressed the Leader of the House, Mr. Peart, in the Commons today to provide a full day next week for the debate on the impounding of Sir Frederick Crawford's passport.

Mr. Peart, after appeals from Opposition MPs, who were joined by Mr. Michael Foot (Lab., Ebbw Vale) in urging that half a day for such a debate next Tuesday was not sufficient, said: "I will consider this, of course. That is not to say a concession will be made."

Mr. Foot had pointed out that if there was to be time "many of us feel it should be devoted to discussing the several thousand people in Rhodesia whose liberties have been taken away by that illegal regime; some people have been sent to their death there in defiance of law."

Sir Frederick, 62-year-old former Governor of Uganda, spent about half an hour at the Commonwealth Office this morning. He saw Mr. James Bottomley, Assistant Under-Secretary.

● Lord Carrington, Leader of the Opposition in the House of Lords, is to raise the matter of Sir Frederick's passport in the Lords on Monday.

MAN KILLED AS BLAST HITS HOUSE

An elderly man was killed, and his 73-year-old wife seriously injured when an explosion ripped through their terraced house in Ashford Common, Middlesex, today.

The explosion, which completely wrecked the house in Spelthorne Lane, damaged two houses on either side. Neighbours described the scene afterwards as "a shambles," and "like a house hit by bomb in the blitz."

The dead man was 74-year-old Mr. Harry Kearley. His wife, Mrs. Mabel Kearley, 73, was rushed to Ashford Hospital in a critical condition. She was later transferred to a plastic surgery unit at Roehampton Hospital.

Mrs. Kearley was trapped in the wreckage after the explosion. Neighbours, policemen and firemen struggled to free her. Her husband, who was released from the demolished house, was found to be dead on arrival at hospital.

Alibi pleas get two freed

GORDON CORNER

Two men who successfully established an alibi that they were 45 miles away at the time of an assault at a bank were freed by the Court of Appeal this afternoon.

They were Roy Arthur Pett, 29, of Kempe Road, Enfield, who had received a four-year sentence, and John Keith Bird, 23, of Derby Road, Enfield, who received a two-year sentence.

Both are scrap-metal dealers and they were sentenced after being charged with assault with intent to rob with aggravation.

This afternoon the court, presided over by the Lord Chief Justice, Lord Parker, allowed their appeal, set aside the verdicts and ordered that the costs of the appeal, which had been borne by the men's families, should be met out of local funds.

Lord Parker said that two men were attending Barclays bank at Basildon for the purpose of settling their firm's wages when they were set upon by two men.

The two men who had carried out the attack got away.

Eventually the two appellants in this case were picked out at separate identification parades.

OLDEST ACTOR FINLAY CURRIE DIES AT 90

GERARD GARRETT

Finlay Currie, the oldest actor in the world, died today in Chalfont and Gerrards Cross Hospital, Bucks, very near to Pinewood Studios where he made so many pictures. He was 90.

Finlay Currie, a man built as big and as craggy as his Scottish birthland, made his first appearance playing a courtier at the Pavilion, Edinburgh, in 1898 and soon after that appeared in music hall.

He entered films in 1932, never ceased to make them this last was West 11, with Diana Dors) was no film star but a man with as famous a face as any on the screen.

He said recently of his determination to keep working: "More people die of boredom these days. I consider there is only one time for sleeping—the night."

"This magnificent epic...A profound, important contribution to the cinema — and one which you will never forget. I urge you to see it." -Clive Hirschhorn, Sunday Express

"Simply stunning...A world of wonders...Not to be missed." -Tom Milne, The Observer

"The cinema has been stood on end suddenly, and the audience are hurtling in free-fall down shrinking, spinning corridors, through flashing, exploding barriers." Alan Brien, Sunday Times

"Achieves a new breakthrough in cinema technique...An amazing experience." -Ian Christie, Daily Express

"Profoundly exciting...Throughout it agitates the imagination, stimulates the senses." -Margaret Hinxman, Sunday Telegraph

MGM PRESENTS A STANLEY KUBRICK PRODUCTION

2001: a space odyssey A

SUPER PANAVISION® CINERAMA® METROCOLOR

STARRING KEIR DULLEA - GARY LOCKWOOD - SCREENPLAY BY STANLEY KUBRICK AND ARTHUR C. CLARKE - PRODUCED & DIRECTED BY STANLEY KUBRICK

MGM

To: CASINO CINERAMA THEATRE, OLD COMPTON ST., LONDON W.1.

Please send me the following seats: ..... in the CIRCLE/STALLS at ..... each, for the ..... (STATE TIME)

performance on ..... or ..... I enclose cheque for ..... and a stamped addressed envelope.

Name & Address: .....

Stalls 20/-, 15/-, 12/6. Circle 25/-, 20/- 17/6, 10/6 • TIMES: Mon.-Fri. 2.30 & 8 (Late Fri. 11.15) Sat. 2, 5.20, 8.40 & 12 • Sun. 4 & 7.30

CASINO CINERAMA THEATRE OLD COMPTON ST. W.1 GER 6877 ALL SEATS BOOKABLE

Balham

GAIN 1

1968 electorate %turnout		10,337	33.3	- 2.5
***Francis Bakewell**	**Con**	**2,309**	**70.9**	**+21.9**
***Edwina Dixon**	**Con**	**2,262**	**69.5**	**+21.0**
Alfred E.G. Hayes	**Con**	**2,166**	**66.5**	**+19.6**
William C. Burrow	Lab	1,066	32.7	- 16.0
*Leslie Rice	Lab	989	30.4	- 17.9
Betty O. Watkinson	Lab	978	30.0	- 17.7
Lab to Con swing 19.1%	Maj	1,243	38.2	
		1,196	36.8	
		1,100	33.9	

Bedford

1968 electorate %turnout		10,483	30.2	- 2.6
Norman R. Berry	**Con**	**2,268**	**75.4**	**+26.0**
***Sidney H.J.W. Morris**	**Con**	**2,241**	**74.5**	**+26.6**
Ernest W. Sinfield	**Con**	**2,214**	**73.6**	**+26.2**
James A. Golding	Lab	780	25.9	- 22.0
Philip B. Parkinson	Lab	770	25.6	- 19.4
William F. Stephens	Lab	752	25.0	- 19.6
Lab to Con swing 22.9%	Maj	1,488	49.5	
		1,461	48.6	
		1,434	47.7	

Earlsfield

GAIN 3

1968 electorate %turnout		10,340	34.7	+ 4.7
Edgar J.S. Clarke	**Con**	**2,239**	**66.1**	**+31.4**
Athlene O'Connell	**Con**	**2,182**	**64.4**	**+31.1**
Margaret Williams	**Con**	**2,135**	**63.0**	**+29.7**
George F. Rowe	Lab	1,241	36.6	- 21.3
*William Ballantine	Lab	1,203	35.5	- 22.4
*William G. Smith	Lab	1,160	34.3	- 19.6
Lab to Con swing 25.9%	Maj	998	29.5	
		941	27.8	
		894	26.4	

Fairfield

GAIN 3

1968 electorate %turnout		9,706	29.8	- 0.7
Richard F. Short	**Con**	**1,352**	**47.9**	**+14.3**
Mary D. Pruszak	**Con**	**1,312**	**46.5**	**+14.6**
Reuben L. Tachon	**Con**	**1,306**	**46.3**	**+14.4**
John P. Guy	Lab	980	34.7	- 30.4
*Alfred A. Loughton	Lab	976	34.6	- 28.7
Frederick C. Wells	Lab	955	33.8	- 28.7
Duncan J. Livingstone	L	489	17.3	
Warren W. Knock	L	438	15.5	
Marion R. Chater	L	425	15.1	
Jean French	Comm	77	2.7	- 1.3
Lab to Con swing 21.9%	Maj	372	13.2	
		332	11.8	
		326	11.6	

Furzedown

GAIN 3

1968 electorate %turnout		11,322	34.9	+ 0.8
David G. Coote	**Con**	**2,266**	**59.6**	**+23.4**
Joseph Coupland	**Con**	**2,243**	**59.0**	**+24.8**
Helen G. Paxton	**Con**	**2,142**	**56.3**	**+22.6**
*James T. Dixon	Lab	1,516	39.9	- 14.1
Elizabeth Duffy	Lab	1,409	37.0	- 15.8
Maurice Harrison	Lab	1,359	35.7	- 16.1
Michael Taylor	Comm	159	4.2	+ 2.2
Lab to Con swing 18.1%	Maj	750	19.7	
		727	19.1	
		626	16.4	

Graveney

GAIN 3

1968 electorate %turnout		10,569	35.4	+ 3.2
Matilda M. Newman	**Con**	**2,121**	**59.8**	**+33.9**
Harold C.A. Turner	**Con**	**2,110**	**59.5**	**+34.6**
Peter A. Browning	**Con**	**2,026**	**57.1**	**+33.1**
*Arthur J. Hill	Lab	1,476	41.6	- 23.8
*Frank E. Simms	Lab	1,458	41.1	- 24.2
Max F. Madden	Lab	1,451	40.9	- 23.3
Lab to Con swing 28.9%	Maj	645	18.2	
		634	17.9	
		550	15.5	

Latchmere

1968 electorate %turnout		8,745	26.4	+ 1.7
Alex McLaughlin	**Lab**	**1,236**	**56.1**	**- 23.4**
***Frederick Shaw**	**Lab**	**1,230**	**55.8**	**- 23.4**
***Lawrence Goodwin**	**Lab**	**1,204**	**54.7**	**- 23.7**
Terence Driver	Con	623	28.3	+15.8
Cyril Tugwell	Con	573	26.0	+13.7
Phyllis Windus	Con	538	24.4	+12.4
Maurice E. Lawson	L	348	15.8	+11.5
Thomas E. Collyer	L	303	13.8	+10.0
Ellen K. Benest	L	243	11.0	+ 7.4
Peter J. Steel	Comm	102	4.6	- 2.5
Lab to Con swing 18.7%	Maj	613	27.8	
		607	27.5	
		581	26.4	

Nightingale

1968 electorate %turnout		11,310	32.4	- 1.8
Ronald F. Ash	**Con**	**2,724**	**77.5**	**+17.8**
Peter D. Donoghue	**Con**	**2,716**	**77.2**	**+17.8**
***Gwynneth Morgan**	**Con**	**2,658**	**75.6**	**+16.4**
Philippa Campbell	Lab	863	24.5	- 16.2
Philip J. Jenkins	Lab	811	23.1	- 17.4
George Wingrove	Lab	779	22.1	- 18.2
Lab to Con swing 17.4%	Maj	1,861	53.0	
		1,853	52.7	
		1,795	51.1	

Northcote

GAIN 3

1968 electorate %turnout		9,672	37.2	- 3.4
Frederick Butcher	**Con**	**2,364**	**67.5**	**+31.2**
William A. Berwick	**Con**	**2,343**	**66.9**	**+31.4**
Maurice A. Heaster	**Con**	**2,322**	**66.3**	**+31.3**
*John A. Chantler	Lab	906	25.9	- 18.3
Frederick J. Harper	Lab	871	24.9	- 18.9
*Frank Reeves	Lab	845	24.1	- 19.0
Basil Weekley	L	309	8.8	- 12.4
Charmian Apps	L	272	7.8	- 13.0
George E. Martin	L	267	7.6	- 12.5
Lab to Con swing 25.0%	Maj	1,458	41.6	
		1,437	41.0	
		1,416	40.4	

Putney

1968 electorate %turnout		14,291	39.1	- 0.8
***Gordon Passmore**	**Con**	**3,844**	**65.9**	**+11.4**
***Clifford L. Symons**	**Con**	**3,777**	**64.8**	**+10.4**
***Desmond Warren-Evans**	**Con**	**3,713**	**63.7**	**+10.3**
Leonard E. Mason	Lab	1,255	21.5	- 12.4
David C. Rice	Lab	1,247	21.4	- 12.3
Denis O'Brien	Lab	1,236	21.2	- 11.9
Peter K. Gerhold	L	628	10.8	+ 0.5
Romaine T. Timaeus	L	509	8.7	- 0.4
Peter R. Fearis	L	497	8.5	- 0.5
David J. Welsh	Comm	264	4.5	+ 2.3
Lab to Con swing 11.5%	Maj	2,589	44.4	
		2,522	43.3	
		2,458	42.2	

Queenstown

1968 electorate %turnout		8,131	19.8	- 0.6
***Cyril Holliday**	**Lab**	**691**	**41.3**	**- 36.2**
***Frederick Howell**	**Lab**	**687**	**41.1**	**- 35.3**
Alan H. Barrett	**Lab**	**669**	**40.0**	**- 34.2**
Peter Paice	Con	595	35.6	+19.2
Sean Donlon	Con	566	33.9	+17.9
David H.L. Stephens	Con	562	33.6	+18.1
Gladys M. Easton	Comm	258	15.4	+ 7.4
George E. Ball	L	117	7.0	
Caroline J. Ball	L	99	5.9	
Sheila M. Weekley	L	82	4.9	
Lawrence Gibbons	TA	58	3.5	
Lab to Con swing 26.8%	Maj	96	5.7	
		92	5.5	
		74	4.4	

Roehampton

1968 electorate %turnout		12,185	41.6	- 1.4
***Jean D. Standing**	**Lab**	**2,572**	**49.6**	**- 9.9**
***Brian R. Bastin**	**Lab**	**2,564**	**49.4**	**- 9.5**
***Ian McGarry**	**Lab**	**2,515**	**48.5**	**- 10.3**
Frederick J. Matthews	Con	2,390	46.1	+10.0
George W.H. Peters	Con	2,329	44.9	+ 9.3
Mark G. Wolfson	Con	2,312	44.5	+10.0
Lawrence Moody	Comm	296	5.7	+ 0.2
Lab to Con swing 26.8%	Maj	182	3.5	
		174	3.3	
		125	2.4	

St John

GAIN 3

1968 electorate %turnout		9,668	31.6	- 0.6
Martin D. Johnson	**Con**	**1,359**	**44.0**	**+23.9**
Edward G. Travell	**Con**	**1,317**	**42.7**	**+16.5**
Hugh K. Lamb	**Con**	**1,212**	**39.3**	**+20.0**
*Norman Prichard	Lab	1,156	37.4	- 23.4
*Mabel F. Sporle	Lab	1,155	37.4	- 22.1
*Samuel Dougherty	Lab	1,154	37.4	- 22.0
Alfred Brown	L	296	9.6	- 0.9
David G. Patterson	L	282	9.1	- 1.3
Paul S. Bowdage	L	276	8.9	- 1.3
Tom Lamb	Comm	268	8.7	+ 5.6
*Paul A. Peters	Ind	90	2.9	
Kenneth J. Armour	Ind	75	2.5	
Lab to Con swing 22.6%	Maj	203	6.6	
		161	5.3	
		56	1.9	

St Mary's Park

1968 electorate %turnout		11,851	34.5	- 0.7
Lawrence Larkin	**Lab**	**1,868**	**47.7**	**- 9.6**
Edward G. Wilson	**Lab**	**1,862**	**47.5**	**- 7.9**
***Brian N. Prichard**	**Lab**	**1,846**	**47.1**	**- 7.5**
Marthe E. Romilly	Con	1,832	46.8	+20.7
Ernest W. Sendall	Con	1,818	46.4	+20.6
William Roberts	Con	1,802	46.0	+21.4
John P. Grisewood	L	266	6.8	- 10.3
Patricia M. Duncan	L	245	6.3	- 10.5
Albert A. Mudie	L	208	5.3	- 11.3
Lab to Con swing 10.5%	Maj	36	0.9	
		30	0.7	
		14	0.3	

Shaftesbury

GAIN 3

1968 electorate %turnout		10,419	34.3	- 2.2
Amy E. Cawsey	**Con**	**1,715**	**49.3**	**+23.2**
Brian Clapton	**Con**	**1,713**	**49.2**	**+23.4**
Peter L. Mitchell	**Con**	**1,696**	**48.7**	**+24.1**
*Herbert Harrison	Lab	1,365	39.2	- 16.0
*William Dobinson	Lab	1,345	38.6	- 15.8
*Sidney E. Paul	Lab	1,316	37.8	- 16.5
Cecil V. Gittins	L	328	9.4	- 7.7
Harry G. Bickers	L	301	8.6	- 8.2
Francis L. Spencer-Bowdage	L	280	8.0	- 8.6
Donald MacDonald	Comm	128	3.7	+ 0.7
Lab to Con swing 19.9%	Maj	350	10.1	
		348	10.0	
		331	9.5	

Southfield

GAIN 3

1968 electorate %turnout		10,011	39.4	+ 1.2
Patrick Handyside	**Con**	**2,376**	**61.6**	**+21.1**
Rodney J. Hill	**Con**	**2,357**	**61.1**	**+21.0**
George Rundle	**Con**	**2,348**	**60.9**	**+21.0**
*Ethel M. Jenkins	Lab	1,032	26.8	- 20.6
Gillian M. Guy	Lab	983	25.5	- 21.9
*Alfred H. Barton	Lab	953	24.7	- 22.0
Hugh C. Batten	L	554	14.4	+ 2.7
Howard Wall	L	483	12.5	+ 1.2
Joan L. Watt	L	482	12.5	+ 1.6
Lab to Con swing 21.3%	Maj	1,344	34.8	
		1,325	34.3	
		1,316	34.1	

Springfield

GAIN 3

1968 electorate %turnout		10,997	34.4	- 6.6
Robert F. Marshall	**Con**	**2,365**	**64.5**	**+20.9**
Ernest F. Owens	**Con**	**2,346**	**64.1**	**+17.0**
Alan Kehoe	**Con**	**2,314**	**63.2**	**+16.4**
Bernard C. Dwyer	Lab	1,111	30.3	- 17.3
*Peggy F. Inman	Lab	1,094	29.9	- 17.2
Govinda Selvajaran	Lab	1,018	27.8	- 19.0
Edward C. Stedman	L	255	7.0	- 1.2
John H. Eastick	L	252	6.9	- 1.0
John Day	L	232	6.3	- 1.5
Lab to Con swing 19.2%	Maj	1,254	34.2	
		1,236	33.8	
		1,203	32.9	

Thamesfield

GAIN 3

1968 electorate %turnout		11,293	36.0	- 5.1
Dennis T.L. Mallam	**Con**	**2,751**	**69.9**	**+20.1**
Frances A. Burton	**Con**	**2,748**	**69.8**	**+21.2**
Leo T. Simmonds	**Con**	**2,724**	**69.2**	**+21.0**
Florence Price	Lab	1,208	30.7	- 17.7
James F. Atkinson	Lab	1,207	30.7	- 17.2
*Alfred R. Tasker	Lab	1,167	29.7	- 18.1
Lab to Con swing 19.1%	Maj	1,543	39.2	
		1,540	39.1	
		1,516	38.5	

Tooting

GAIN 3

1968 electorate %turnout		10,079	31.9	+ 1.4
Edward D.M. Tod	**Con**	**2,093**	**67.2**	**+33.4**
William Davidson	**Con**	**1,984**	**63.7**	**+30.7**
Anthony J. Norman	**Con**	**1,981**	**63.6**	**+31.1**
William McFarlane	Lab	1,128	36.2	- 32.4
Doris A. Pitcher	Lab	1,117	35.9	- 30.6
*William P. Preston	Lab	1,043	33.5	- 32.1
Lab to Con swing 19.1%	Maj	965	31.0	
		856	27.5	
		853	27.4	

West Hill

GAIN 3

1968 electorate %turnout		13,407	39.6	- 4.1
Alwyn J. Barnsley	**Con**	**3,410**	**65.9**	**+31.1**
Lily B. Constable	**Con**	**3,385**	**65.5**	**+30.9**
Michael Chartres	**Con**	**3,379**	**65.3**	**+31.7**
Leonard Holmes	Lab	1,794	34.7	- 6.1
John M. O'Driscoll	Lab	1,776	34.3	- 6.3
*Sidney F. Gowlett	Lab	1,770	34.2	- 6.0
Lab to Con swing 18.7%	Maj	1,616	31.2	
		1,591	30.8	
		1,585	30.6	

Summary of election results

	Year	Elec	%Poll	Con	Lab	L	Comm	Oth
Balham	1968	10,337	33.3	69.0	31.8			
By-election	1967	10,398	30.9	57.1	34.8	2.4	5.7	
	1964	10,594	35.8	48.1	48.2	3.7		
Bedford	1968	10,483	30.2	74.5	25.5			
	1964	10,511	32.8	48.2	45.0	6.8		
Earlsfield	1968	10,340	34.7	64.5	35.5			
	1964	10,755	30.0	33.8	56.6	6.0	3.7	
Fairfield	1968	9,706	29.8	46.9	34.4	16.0	2.7	
By-election	1966	10,154	26.6	19.8	51.1	27.2	2.0	
	1964	10,458	30.5	32.4	63.6		4.0	
Furzedown	1968	11,322	34.9	58.3	37.5		4.2	
	1964	10,458	34.1	36.9	54.3		8.7	
Graveney	1968	10,569	35.4	58.8	41.2			
	1964	11,353	32.2	24.9	65.0	7.6	2.5	
Latchmere	1968	8,745	26.4	26.2	55.5	13.5	4.6	
	1964	10,570	24.7	12.3	79.0	5.1	3.6	
Nightingale	1968	11,310	32.4	76.8	23.2			
By-election	1966	11,674	29.9	64.0	23.8	11.1		1.1
	1964	11,756	34.2	59.4	40.6			
Northcote	1968	9,672	37.2	66.9	25.0	8.1		
	1964	10,540	40.6	35.6	43.7	20.7		
Putney	1968	14,291	39.1	64.8	21.4	9.3	4.5	
By-election	1967	14,138	30.9	63.4	23.1	11.9	1.6	
	1964	13,760	39.9	54.1	33.6	9.5	2.8	
Queenstown	1968	8,131	19.8	34.4	40.8	5.9	15.4	3.5
By-election	1965	10,112	19.8	14.6	61.5	17.9	6.0	
	1964	10,421	20.4	16.0	76.0		8.0	
Roehampton	1968	12,185	41.6	45.2	49.2		5.7	
	1964	12,156	43.0	35.4	59.0		5.5	
St John	1968	9,668	31.6	42.0	37.4	9.2	8.7	2.7
	1964	10,761	31.0	23.0	62.6	11.1	3.4	
St Mary's Park	1968	11,851	34.5	46.4	47.4	6.1		
	1964	10,684	35.2	33.9	55.8	8.2	2.0	
Shaftesbury	1968	10,419	34.3	49.1	38.5	8.7	3.7	
	1964	11,259	36.5	25.5	54.6	16.8	3.0	
Southfield	1968	10,011	39.4	61.2	25.7	13.1		
	1964	11,379	38.2	40.2	47.2	11.3	1.4	
Springfield	1968	10,997	34.4	63.9	29.3	6.7		
	1964	11,355	41.0	43.3	47.1	8.0	1.6	
Thamesfield	1968	11,293	36.0	69.6	30.4			
	1964	11,495	41.1	48.9	48.0		3.1	
Tooting	1968	10,079	31.9	64.8	35.2			
	1964	10,704	30.5	33.1	66.9			
West Hill	1968	13,407	39.6	65.6	34.4			
	1964	12,015	43.7	34.3	40.5	8.6	16.6	

Councillors' majorities

1.	● Brian Prichard	St Mary's Park	14	0.3
2.	● Edward Wilson	St Mary's Park	30	0.7
3.	● Lawrence Larkin	St Mary's Park	36	0.9
4.	● Henry Lamb	St John	56	2.0
5.	● Ian McGarry	Roehampton	125	2.4
6.	● Brian Bastin	Roehampton	174	3.3
7.	● Jean Standing	Roehampton	182	3.5
8.	● Albert Barrett	Queenstown	74	4.4
9.	● Frank Howell	Queenstown	92	5.5
10.	● Edward Travell	St John	161	5.6
11.	● Cyril Holliday	Queenstown	96	5.7
12.	● Martin Johnson	St John	203	7.1
13.	● Peter Mitchell	Shaftesbury	331	9.5
14.	● Brian Clapton	Shaftesbury	348	10.0
15.	● Amy Cawsey	Shaftesbury	350	10.1
16.	● Reuben Tachon	Fairfield	326	11.6
17.	● Mary Pruszak	Fairfield	332	11.8
18.	● Richard Short	Fairfield	372	13.2
19.	● Peter Browning	Graveney	550	15.5
20.	● Helen Paxton	Furzedown	626	17.1
21.	● Harold Turner	Graveney	634	17.9
22.	● Mabel Newman	Graveney	645	18.2
23.	● Joseph Coupland	Furzedown	727	19.8
24.	● David Coote	Furzedown	750	20.5
25.	● Lawrence Goodwin	Latchmere	581	26.4
26.	● Margaret Williams	Earlsfield	894	26.4
27.	● Anthony Norman	Tooting	853	27.4
28.	● Francis Shaw	Latchmere	607	27.5
29.	● William Davidson	Tooting	856	27.5
30.	● Alex McLaughlin	Latchmere	613	27.8
31.	● Athlene O'Connell	Earlsfield	941	27.8
32.	● Edgar Clarke	Earlsfield	998	29.5
33.	● Michael Chartres	West Hill	1,585	30.6
34.	● Lily Constable	West Hill	1,591	30.8
35.	● Edward Tod	Tooting	965	31.0
36.	● Alwyn Barnsley	West Hill	1,616	31.2
37.	● Alan Kehoe	Springfield	1,203	32.9
38.	● Ernest Owens	Springfield	1,235	33.8
39.	● Alfred Hayes	Balham	1,100	33.9
40.	● George Rundle	Southfield	1,316	34.1
41.	● Robert Marshall	Springfield	1,254	34.2
42.	● Rodney Hill	Southfield	1,325	34.3
43.	● Patrick Handyside	Southfield	1,344	34.8
44.	● Edwina Dixon	Balham	1,196	36.8
45.	● Francis Bakewell	Balham	1,243	38.2
46.	● Leo Simmonds	Thamesfield	1,516	38.5
47.	● Frances Burton	Thamesfield	1,540	39.1
48.	● Dennis Mallam	Thamesfield	1,543	39.2
49.	● Maurice Heaster	Nightingale	1,416	40.4
50.	● William Berwick	Northcote	1,437	41.0
51.	● Fred Butcher	Northcote	1,458	41.6
52.	● Desmond Warren-Evans	Putney	2,458	42.2
53.	● Clifford Symons	Putney	2,522	43.3
54.	● Gordon Passmore	Putney	2,589	44.4
55.	● Ernest Sinfield	Bedford	1,434	47.7
56.	● Sidney Morris	Bedford	1,461	48.6
57.	● Norman Berry	Bedford	1,488	49.5
58.	● Gwynneth Morgan	Nightingale	1,795	51.1
59.	● Peter Donoghue	Nightingale	1,853	52.7
60.	● Ronald Ash	Nightingale	1,861	53.0

Labour: 12 seats

Latchmere	3 Lab	600	27.2
Queenstown	3 Lab	87	5.2
Roehampton	3 Lab	160	3.1
St Mary's Park	3 Lab	27	0.7

Conservative majority: 36 seats

Bedford	3 Con	140	4.9
Shaftesbury	3 Con	343	9.9
Fairfield	3 Con	343	12.2
Graveney	3 Con	610	17.2
Furzedown	3 Con	701	19.1
Earlsfield	3 Con	944	27.9
Tooting	3 Con	891	28.6
West Hill	3 Con	1,597	30.9
Springfield	3 Con	1,231	33.6
Southfield	3 Con	1,328	34.4
Balham	3 Con	1,180	36.3
Thamesfield	3 Con	1,533	38.9
Northcote	3 Con	1,437	41.0
Putney	3 Con	2,523	43.3
Bedford	3 Con	1,461	48.6
Nightingale	3 Con	1,836	52.3

Conservatives: 48 seats

Incoming and outgoing councillors

Councillors newly elected (46)

- Alwyn Barnsley (West Hill)
- Alan Barrett (Queenstown)
- Peter Donoghue (Nightingale)
- Francie Bakewell (Balham)
- Norman Berry (Bedford)
- William Berwick (Northcote)
- Peter Browning (Graveney)
- Frances Burton (Thamesfield)
- Frederick Butcher (Northcote)
- Amy Cawsey (Shaftesbury)
- Michael Chartres (West Hill)
- Brian Clapton (Shaftesbury)
- Edgar Clarke (Earlsfield)
- Lily Constable (West Hill)
- David Coote (Furzedown)
- Joseph Coupland (Furzedown)
- William Davidson (Tooting)
- Patrick Handyside (Shaftesbury)
- Alfred Hayes (Balham)
- Maurice Heaster (Nightingale)
- Rodney Hill (Southfield)
- Martin Johnson (St John)
- Alan Kehoe (Springfield)
- Hugh Lamb (St John)
- Lawrence Larkin (St Mary's Park)
- Dennis Mallam (Thamesfield)
- Robert Marshall (Springfield)
- Alex McLaughlin (Latchmere)
- Peter Mitchell (Shaftesbury)
- Matilda Newman (Graveney)
- Anthony Norman (Tooting)
- Athlene O'Connell (Earlsfield)
- Ernest Owens (Springfield)
- Helen Paxton (Furzedown)
- Mary Pruszak (Fairfield)
- George Rundle (Southfield)
- Richard Short (Fairfield)
- Leo Simmonds (Thamesfield)
- Ernest Sinfield (Bedford)
- Clifford Symons (Putney)
- Reuben Tachon (Fairfield)
- Edward Tod (Tooting)
- Edward Travell (St John)
- Harold Turner (Graveney)
- Margaret Williams (Earlsfield)
- Edward Wilson (St Mary's Park)

Councillors standing down (23)

- Ernest Bond (Northcote)
- Michael Bramson (Furzedown)
- John Chaloner (Thamesfield)
- Charles Davidson (Bedford)
- Frederick Dickson (Balham)
- John Dunning (Latchmere)
- Walter Fox (Northcote)
- Dennis Griffiths (St John)
- Olive Haines (Thamesfield)
- Leonard James (Graveney)
- Albert Jones (Queenstown)
- David Kerr (Tooting)
- John Kinahan (St Mary's Park)
- Hugh Lester (Thamesfield)
- Joan Lestor (Earlsfield)
- Alfred Loughton (Fairfield)
- Terry Pearce (Southfield)
- Harold Seed (Furzedown)
- Harry Sendall (Nightingale)
- Dorothy Smith (Fairfield)
- John Stevens (Roehampton)
- Dennis Sweaney (Springfield)
- Sidney Wellbelove (Graveney)

Councillors defeated (21)

- William Ballantine (Springfield, standing in Earlsfield)
- Alfred Barton (Southfield)
- John Chantler (Northcote)
- James Dixon (Furzedown)
- William Dobinson (Shaftesbury)
- Samuel Dougherty (Earlsfield, standing in St John)
- Sidney Gowlett (West Hill)
- Herbert Harrison (Shaftesbury)
- Arthur Hill (Graveney)
- Peggy Inman (Springfield)
- Marie Jenkins (Southfield)
- Sidney Paul (Shaftesbury)
- Norman Prichard (St John)
- Paul Peters (St John, Ind elected as Lab)
- Frank Reeves (Fairfield, standing in Northcote)
- Leslie Rice (Balham)
- Frank Sims (Tooting, standing in Graveney)
- William Smith (Earlsfield)
- Mabel Sporle (St John)
- Alfred Tasker (West Hill)
- William Weston (Tooting)

By-elections: 1968-1971

Nightingale

Thursday 27th June 1968

Caused by the elevation to Aldermen of Ronald Ash and Gwynneth Morgan

No change

1968 electorate %turnout		11,320	17.6	- 14.8
William Roberts	**Con**	**1,648**	**84.4**	**+ 7.6**
Norah Clark-Lawrence	**Con**	**1,623**	**83.1**	**+ 6.3**
Arthur Hill	Lab	320	16.4	- 6.8
Mabel Sporle	Lab	314	16.1	- 7.1
Lab to Con swing 7.7%	Maj	1,328	68.0	
		1,303	66.7	

Putney

Thursday 27th June 1968

Caused by elevation to Aldermen of Gordon Passmore and Clifford Symons

No change

1968 electorate %turnout		14,291	19.2	- 19.9
George Peters	**Con**	**2,252**	**82.8**	**+18.0**
Mark G. Wolfson	**Con**	**2,243**	**82.5**	**+17.7**
Ethel Jenkins	Lab	476	17.5	- 3.9
Frederick J. Wells	Lab	469	17.2	- 4.2
Lab to Con swing 11,0%	Maj	1,776	63.5	
		1,767	65.0	

St John

Thursday 6th March 1969

Caused by the resignation of Hugh Lamb

Labour gain

1968 electorate %turnout		9,291	24.8	- 11.4
Mabel Sporle	**Lab**	**1,085**	**47.1**	**+ 9.7**
Ivy Trapp	Con	797	34.6	- 7.4
Tom Lamb	Comm	253	11.0	+ 2.3
David P. Patterson	L	151	6.6	- 2.6
Con to Lab swing 8.6%	Maj	288	12.5	

1971

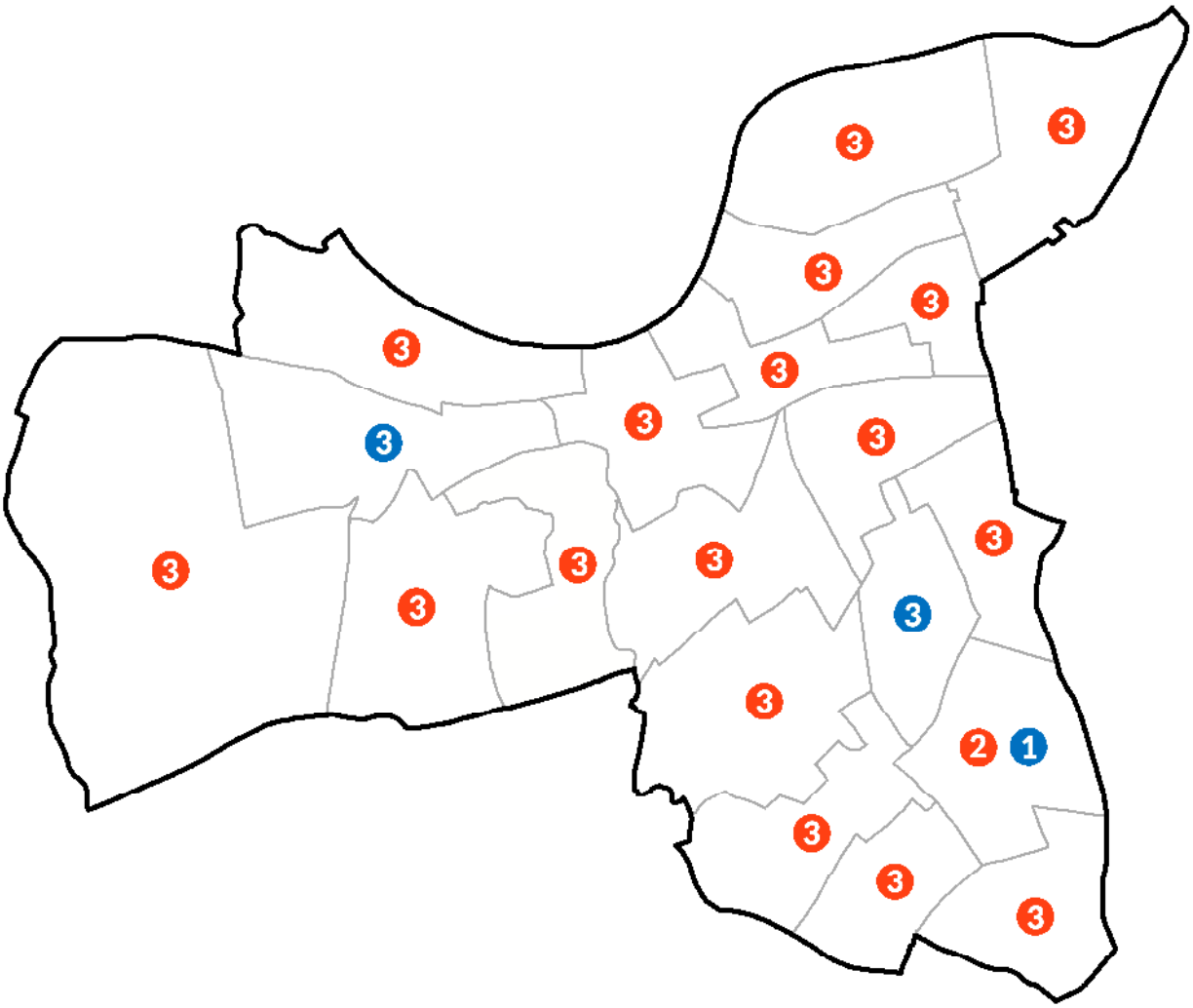

Labour	**53**
Conservatives	**7**

WEATHER: Dry, cool wind. Lighting-up time: 9.12 p.m. Details—Back Page.

Evening Standard

45,680 London: Friday May 14 1971 7RR 3p

CLOSING PRICES

LONDON BOROUGHS FALL TO LABOUR

Left turn at town hall

Standard Political Editor

LABOUR'S local election landslide made this the bleakest day for Mr. Heath since the Tories came to power nearly a year ago.

Labour won outright control of 21 of the 32 GLC boroughs.

Seventeen boroughs and more than 800 seats were captured from the Tories. They included the Prime Minister's own base, Bexley.

The true Blue strongholds of Westminster and Kensington-Chelsea, where the results were declared this afternoon, gave the Tories more shocks.

At Westminster the Tory majority was slashed from 50 to eight—but this will be increased by aldermen.

Kensington-Chelsea cut the Tories down from a majority of 52 to 14.

Labour victories had been expected following the party's defeats in the last elections in 1968, but nothing on this scale.

Why did it happen? It was more a case of Labour supporters shaking off their apathy than a Tory collapse. Overall London poll was believed to have topped 40 per cent against 35.8 in 1968.

Full report Page Six.
London results begin on Page 14: Gains and losses Page 6.

FOREIGN CARS IN DUTY FREE—DAVIES' THREAT

By ROBERT CARVEL

Aberdeen, Friday

THE ELIMINATION of import tax on foreign cars as a way of creating tougher competition for manufacturers in Britain and of teaching them a lesson about the need to avoid any more excessive pay settlements, is under high-level consideration inside the Government.

Mr. John Davies, Secretary of State, for Trade and Industry, blurted out the possibility of this startling punishment at the Scottish Tory Party conference today.

JOHN DAVIES

It immediately rocked the industry, bewildered the car trade, and angered the unions. "It looks part of the Common Market sell-out," declared Mr. Harry Unwin, No. 2 man of the Transport Workers.

But then two hours later another Cabinet member Employment Minister Robert Carr—standing on the same platform—stated: "It would be quite wrong to conclude that this is under active consideration at the moment.

"What I am sure Mr. Davies was doing was re-emphasising what has been said by the Conservative Party, that we are determined to make competition effective as a means of controlling prices."

So where does the Cabinet stand?

In his mind

Mr Davies stressed to reporters that no decision had been taken. Nor has the question of sanctions specifically against the car firms, been put to the Cabinet. It is still just in Mr. Davies's mind.

Diplomatically Mr. Carr declared: "I hesitate to comment on the comments of a colleague when I have not heard them. I am sure Mr. Davies was only using cars in an illustrative example or a principle.

"It is right that all manufacturers—I don't want to single out car manufacturers—should realise that the Government has a duty to the public as a whole.

"When we see wage increases well above what the country can afford, and they are passed on in higher prices, we must consider what measures, if any, we can take."

Mr. Carr explained that unilateral reduction of tariffs has long been regarded by Tory leaders as among the measures available for stimulating competition in order to check price rises.

It appeared at first in all the excitement and confusion that Mr. Davies had boobed. But in fact, he was replying to a sug-

Continued Back Page Col. 3

STEVEN ROOME, three, arrives with his mother Mrs. Joyce Roome, at Southampton today on the way to Stoke Mandeville to be fitted with artificial arms.

'Please can I have arms' boy arrives

THREE-YEAR-OLD Steven Roome has sailed half-way round the world for something he's wanted all his life—a pair of arms.

The fair-haired, freckle-faced youngster arrived in Southampton today from New Zealand aboard the liner Ellinis with his mother, Mrs. Joyce Roome.

Steven was born without arms and ever since his parents have struggled to save sufficient money to pay for the fare to England so that he can be fitted with artificial arms and be trained in their use at the famous Stoke Mandeville hospital.

His father, fitter-turner Mr. Alex Roome, worked overtime for two years to pay for the voyage and treatment.

Steven would not have been able to make the 12,000 mile trip for another two years—but neighbours in Christchurch, New Zealand, sparked off a nationwide appeal on his behalf which raised £2,000.

The story of the armless boy's struggle to reach England touched the heart of the Greek Chandris Line owners of the Ellinis, and the Chairman, Mr. Anthony Chandris, cabled Mrs. Roome and Steven at sea to tell them that he was contributing their £400 fare to Steven's fund.

"Steven is very excited and longing for his new pair of arms. He will be able to mix and play here with other armless children which should help him enormously," explained Mrs. Roome today, aboard the liner when it docked at Southampton.

"He's never met another armless child and seeing someone like himself should do him the world of good," she added.

Train meals are to cost more soon

BACK PAGE

Egypt's allies back Sadat Page 25
Gunman: shots fired at policemen start big hunt Page 7
James Bond—in your living room! Page 3
Mrs. Thatcher shouted down by students Page 8
Kidney swap: Boy dies Page 10
Shares shrug off the blues Page 15
TV/Radio Page 5
Diary Page 18
Sam White Page 19
News of the Arts Page 24
Motoring News Page 26
Crossword/strips Page 27
Entertainment Page 20

Invest through Property

12¾% per annum HAVE INCOME TODAY

EQUIVALENT TO £7·81 WITH TAX PAID AT 38½p IN THE POUND

STRENGTH AND SECURITY THROUGH PROPERTY!

Property has proved that it is not liable to the wide fluctuations that occur in stocks and shares.

There is much to commend investment in our Company which pays the depositors interest through the regular rental income received from its property portfolio.

★ A SAFE, HIGH YIELDING INVESTMENT

Deposits are now being accepted from £50 to £5,000. Interest paid twice yearly, in June and December. Minimum three year period. Withdrawals up to £100 on demand, £500 six months notice over £900 12 months notice. For deposits of £1,000 and over interest paid monthly on request.

BERKELEY SECURITIES (PROPERTY) LTD.

Send for FREE Prospectus Today

TEL: 01-828-7492

BERKELEY SECURITIES (PROPERTY) LTD.
BERKELEY HOUSE,
237, VAUXHALL BRIDGE ROAD, LONDON, S.W.1.

NAME _____ (BLOCK CAPITALS PLEASE)

ADDRESS _____

ES

6—EVENING STANDARD, FRIDAY, MAY 14, 1971

Londoners turn left for Labour landslide

Standard Political Editor

THE GIGANTIC landslide to Labour in the London boroughs and the party's other huge victories in Town Hall elections right across the country made this the bleakest day for Mr. Edward Heath since the Tories swept into power nearly a year ago.

As the Government is poising itself for a final effort to get into the Common Market the Prime Minister knows that he would face decisive defeat in another General Election now.

In its spectacular comeback Labour has won outright control of 21 out of the 32 districts in the GLC area, capturing 17 extra boroughs and more than 400 individual seats from the other side.

The most astonishing Tory reverse was at Harrow, where control will depend on the aldermanic elections. Bexley—the Prime Minister's own base—fell to Labour.

Deposed

These are the GLC boroughs where the Tories were deposed:

Bexley, Brent, Camden, Ealing, Greenwich, Hackney, Havering, Haringey, Hammersmith, Hillingdon, Hounslow, Islington, Lambeth, Lewisham, Merton, Waltham Forest and Wandsworth. They already held Barking, Newham, Southwark and Tower Hamlets.

The Tory majority on **Kensington-Chelsea**, where counting took place today, was cut from 52 to 18.

At **Westminster** the Tory majority plunged from 50 to eight.

Big Labour victories had been expected—but not on this mammoth scale.

Revenge

Starting from the freakishly weak position in which the party was left in the Town Hall battle three years ago, Labour has more than taken its revenge.

The party's victories were far greater than its own expectations. It would have been happy enough with 12 extra London boroughs.

The landslide happened largely because Labour supporters at last shook off the apathy shown in recent years. It was much more than a Tory collapse.

The industrial areas of the North have registered a fierce protest against the Government. More than anything else it will be seen as a commentary on rising prices and the level of unemployment—with no thanks for tax cuts.

Outside London the Tories lost more than 1000 seats and were thrown out of office in Manchester, Hull, Stoke on Trent and a number of other important places.

The Press Association reported a countrywide total of Labour net gains of 2033 seats.

Voting swings of more than 20 per cent to the Left were recorded in some contests.

It is, of course, no new phenomenon for the party in power at Westminster to suffer grievously in the annual local elections. This happened every year while Mr. Harold Wilson was Prime Minister—although never quite so massively as this time.

In 1968 the Tories took 16 London boroughs from Labour.

The first Black Friday reaction of Tory leaders was that the Government must neither panic nor change course in an effort to regain popularity quickly. Mr. Heath is expected to take this "keep calm" line in a speech at the Scottish Tory conference tomorrow.

Strong nerves

Other Ministers will also be urging their supporters to show strong nerves in the present situation.

The Tories have the consolation of knowing that another General Election could be three years or more away and there is plenty of time for the political climate to be transformed.

In the meantime Labour's triumph will be the signal for the personal reflation of Mr. Wilson. With his party jubilant again he will not be lying low for much longer.

GAINS AND LOSSES LONDON

	GAINS	LOSSES	NET	
CONSERVATIVE	0	817	817	Loss
LABOUR	843	0	843	Gain
INDEPENDENT	2	12	10	Loss
LIBERAL	7	5	2	Gain
COMMUNIST	0	2	2	Loss

PROVINCES

	GAINS	LOSSES	NET	
CONSERVATIVE	10	1068	1058	Loss
LABOUR	1230	4	1226	Gain
INDEPENDENT	15	139	124	Loss
LIBERAL	44	68	24	Loss
COMMUNIST	—	3	3	Loss

Conservatives gained 20 new seats in addition. Labour gained 79 new seats in addition.

STATE OF THE PARTIES LONDON

CONSERVATIVE	596
LABOUR	1222
INDEPENDENT	36
LIBERAL	9
COMMUNIST	000

AND AS THEY WERE

(Including by-elections since 1968)

CONSERVATIVE	1421
LABOUR	368
INDEPENDENT	62
LIBERAL	10
COMMUNIST	2

Harrow shock for Tories

By MICHAEL F. KING

BIGGEST election shock of the night was at **Harrow** where 27 Labour gains bring the party into the council chamber for the first time for three years.

The Tories must now wait to see how two Liberals and a Rate payer vote in the aldermanic elections before they know whether they are to retain control.

Labour regained control in all 16 boroughs it lost in 1968. The 17th, **Merton**, goes Labour for the first time since it was created seven years ago. A 20 per cent swing was needed here for Labour control.

At **Croydon** the Tories had a close shave, ending up neck and neck with Labour and Independents. But control will remain in Tory hands.

Enfield Tories had a narrow squeak. They saw their 42 majority cut to four.

Apart from **Kensington-Chelsea** and **Westminster**, Labour now dominates the whole of inner London—the old LCC area. The party has poured back into its old strongholds, driving out the Tories in droves.

At **Lambeth** 47 Tories were defeated, 52 went at **Hammersmith** leaving behind only two councillors, and at **Wandsworth** another 40 were swept out of office. Only two of 27 Tories survive at **Southwark**.

Labour's gains even included two former Communist seats at **Tower Hamlets**—the only two in London.

It's back to 1945 –Mellish

BOB MELLISH

MR. BOB MELLISH, MP, chairman of the London Labour Party, said today: "I am elated . . . it's a wonderful result for Labour."

Mr. Mellish, speaking in the BBC radio programme Today, added: "I think these results show that Labour is not simply back to 1964 but is back to 1945. These figures are the most impressive we have ever had in London."

He was "excited but very humble." And he paid tribute to Labour Party workers.

"The great thing was their enthusiasm," he said. "After the 1968 humiliation there was a test of party workers. I am proud of the way they have fought right through and have come back."

Mr. John Boyd-Carpenter, chairman of the London Tory MPs, said: "The results are, of course, from a Conservative point of view, pretty bad.

"But this has happened whenever there is a Conservative Government—just as they go very well when there is a Labour Government.

"It is a thing all Governments have had to encounter."

V & G: Banks, brokers warned

Standard Reporter

BANKS and stockbroking firms were warned today that they must disclose trading secrets over a long period of time in the V and G affair, if they are asked to do so.

Mr. Justice James gave this direction at a preliminary sitting of the Judicial Tribunal which will probe the allegations of a "leak" from the Department of Trade before the company collapsed.

He revealed that the tribunal has decided to take evidence about the V and G insurance company over a wider range of dates than was set out as the basic "guideline" by the Government.

It will begin its public sittings next month and Mr. Reginald Burr, former managing director of the firm, has applied to be legally represented.

The tribunal has been appointed to find if there was any leak from the Department of Trade between November 4-18 on the company's affairs and whether it had acted negligently in probing the financial position of the V and G group.

In a formal statement at the preliminary sitting of the tribunal today Mr. Justice James announced: "The inquiry into the matter of any improper disclosure or its use for private advantage must range over a period of time both before and after November 4 to 18 last year".

Isolated

"Our inquiry will include investigating the nature of any disclosure which is found to have occurred, and in particular whether it was an isolated one or part of a series of disclosures.

"Evidence will not be confined to the limited period in November and as far as the conduct of the Department of Trade in investigating V & G is concerned there will be no restrictions on the period of time involved."

The tribunal will now begin on June 9.

Ann Coleman wins ladies' title

From VIVIEN BATCHELOR

WINDSOR, Friday

ANN COLEMAN, 18-year-old daughter of TV commentator David Coleman, is the new British Showjumping Association's ladies' champion.

She took the title at the Royal Windsor Horse Show this afternoon in the Aston Martin Lagonda championship which carries the national title, riding Havana Roll owned by Mr. and Mrs. Ted Edgar.

Second was Sarah Roger Smith on Regal Kane and third and fourth places went to Marion Spers on Meridian and Heart o' Corn.

The two polo ponies entered by Prince Charles both qualified for the final judging at a floodlit performance this evening. They are Solita and Pesa, both Argentine-bred.

THE NEWS IN BRIEF

Council house sales stopped

THE NEW Labour-controlled Brent Council have stopped all sales of council property and cancelled existing arrangements for estate agents to negotiate with tenants. Alderman Philip Hartley, Labour leader, said: "The full council will have to ratify this decision. But in fairness to the estate agents we feel no time should be lost in telling them of our decision."

Schools plan 'in melting pot'

THE NEW Labour-controlled council in Mr. Heath's constituency at Bexley will reconsider the whole question of giving back a grammar school to the Erith area of the borough.

'Speed-up for comprehensives'

MR. SHORT, Labour spokesman on education, said the result of the elections could only mean a speeding up of local authority plans for secondary reorganisation along comprehensive lines.

Candidate fights from hospital bed

SIDNEY ALTERMAN, 60, a businessman who is standing in this year's Canvey Island urban council elections, will fight the contest tomorrow from a hospital bed. He has been admitted to Rochford General Hospital with a heart condition.

Cassandra's widow triumphs

LADY DAIR CONNOR, widow of Sir William Connor—Cassandra, of the Daily Mirror—won a seat at Hampton Hill, where Mayor-elect Mrs. Holly Champion was defeated after a recount.

Labour leaders plan ahead

FOLLOWING Labour's sweeping town hall gains, the party's national executive and the Shadow Cabinet were meeting in a London hotel this weekend to discuss campaign strategy for the next General Election.

Mayor-elect loses seat

THE MAYOR-ELECT of Epsom and Ewell, Cllr. Mrs. Diana Pender, 49, was defeated in the poll. Mrs. Pender, an architect's wife and chairman of the council's town planning committee, lost her seat to a residents' association candidate.

Prescription in ballot box

A DOCTOR'S prescription marked Urgent was discovered among the ballot papers at Crayford town hall. Police arrived to collect it. The owner had slipped the prescription into the box by mistake.

Tory leader ousted

AMONG those defeated at Lewisham was Councillor Norman Banks, the Tory leader of the council.

NEW! EXCITING!
Highlander Shop
Second Floor

PURE NEW WOOL
TARTANS
Kilts, capes, trews, ponchos, pinafore dresses, waistcoats, belts, scarves . . . fresh exciting styles, authentic tartans. We show in Prince of Wales tartan:
Kilt £5.90 Poncho £4.55
Tam o' Shanter £1.70
2nd Floor. 01-937 5432 Ext. 371
Barkers
KENSINGTON
HIGH STREET W8
All day TOMORROW 9 to 5.30

CLOSING DOWN SALE
OF OUR
FUR DEPARTMENT
Mink Boleros £98
Mink Jackets £150
Musquash Coats £98
Persian Paw Coats £75
Persian Paw Jackets £59
Alaska Seal
Russian Broadtail
Persian Lamb
Leopard Cats
etc., etc.
PIERRE CARRON
24 BAKER ST., W.1.

Balham

GAIN 3

1971 electorate %turnout		10,469	34.3	+ 1.0
William C. Burrow	**Lab**	**1,943**	**55.3**	**+22.6**
Florence Price	**Lab**	**1,932**	**55.0**	**+24.6**
David T. Rattigan	**Lab**	**1,904**	**54.2**	**+24.2**
*Amy E. Cawsey	Con	1,600	45.5	- 25.4
Anthony V. Bradbury	Con	1,598	45.5	- 24.0
*Alfred E.G. Hayes	Con	1,562	44.5	- 22.0
Con to Lab swing 23.8%	Maj	343	9.8 ●	
		332	9.5 ●	
		304	8.7 ●	

Bedford

GAIN 2

1971 electorate %turnout		11,268	30.9	+ 0.7
Leslie Rice	**Lab**	**1,723**	**51.6**	**+25.7**
Eva D. Goatley	**Lab**	**1,721**	**51.6**	**+26.0**
***Norman R. Berry**	**Con**	**1,687**	**50.5**	**- 24.9**
*Sidney J.H. Morris	Con	1,674	50.2	- 24.3
*Ernest W. Sinfield	Con	1,662	49.8	- 23.8
Chandrakumar Vimalachandran	Lab	1,545	46.3	+21.3
Con to Lab swing 24.3%	Maj	49	1.4 ●	
		47	1.4 ●	
		142	4.2 ●	

Earlsfield

GAIN 3

1971 electorate %turnout		10,162	30.9	+ 3.8
Patrick J. Kelly	**Lab**	**2,390**	**60.6**	**+24.0**
Amy E. Bush	**Lab**	**2,380**	**60.3**	**+24.8**
William J. Ballantine	**Lab**	**2,379**	**60.3**	**+26.0**
Mary J. Chapman	Con	1,594	40.4	- 25.7
Roger J. Marjoribanks	Con	1,566	39.7	- 24.7
*Athlene O'Connell	Con	1,531	38.8	- 24.2
Con to Lab swing 24.9%	Maj	796	20.2 ●	
		786	19.9 ●	
		785	19.9 ●	

Fairfield

GAIN 3

1971 electorate %turnout		9,447	37.1	+ 7.3
Maria E. Marshall	**Lab**	**2,314**	**66.5**	**+31.8**
Dorothy M. Smith	**Lab**	**2,246**	**64.5**	**+29.9**
Peter J. Ackhurst	**Lab**	**2,223**	**63.8**	**+30.0**
Michael Pavovitch	Con	1,046	30.1	- 17.8
Robert A. Good	Con	1,042	29.9	- 16.6
Edward J.U. Lister	Con	1,026	29.5	- 16.8
Robert E. Lewis	Comm	136	3.9	+ 1.2
Con to Lab swing 24.7%	Maj	1,268	36.4 ●	
		1,200	34.4 ●	
		1,177	33.7 ●	

Furzedown

GAIN 3

1971 electorate %turnout		11,673	49.0	+14.1
Penelope J. Corfield	**Lab**	**2,932**	**63.7**	**+22.3**
James T. Dixon	**Lab**	**2,885**	**62.7**	**+24.2**
Frank E. Sims	**Lab**	**2,852**	**62.0**	**+24.9**
*David G. Coote	Con	1,698	36.9	- 25.0
Charles A. Crawford	Con	1,697	36.9	- 24.3
Gordon R. Groves	Con	1,627	35.4	- 23.1
Michael Taylor	Comm	116	2.5	- 1.8
Con to Lab swing 25.1%	Maj	1,234	26.8 ●	
		1,187	25.8 ●	
		1,154	25.1 ●	

Graveney

GAIN 3

1971 electorate %turnout		11,009	39.1	+ 0.2
William A. Carnie	**Lab**	**3,115**	**72.6**	**+31.0**
Maxwell F. Madden	**Lab**	**3,063**	**71.3**	**+30.2**
Arthur J. Hill	**Lab**	**3,054**	**71.2**	**+30.3**
John D. Hudson	Con	1,013	23.6	- 36.2
Anne E. Riding	Con	984	22.9	- 36.6
Peter A. Thompson	Con	984	22.9	- 34.2
Denis Ellwand	Comm	126	2.9	
Kenneth H. Churchill	Union	93	2.2	
Con to Lab swing 34.0%	Maj	2,102	49.0 ●	
		2,050	47,7 ●	
		2,041	47.6 ●	

Latchmere

GAIN 3

1971 electorate %turnout		9,041	44.2	+17.8
***Alex McLaughlin**	**Lab**	**2,706**	**86.9**	**+30.8**
***Frederick Shaw**	**Lab**	**2,698**	**86.7**	**+30.9**
Bernard C. Dwyer	**Lab**	**2,646**	**85.0**	**+30.3**
Charles J.R. Clarke	Con	348	11.2	- 17.1
George W. Staple	Con	338	10.9	- 15.1
Phyllis Windus	Con	325	10.4	- 14.0
Dennis Birdseye	Comm	93	3.0	- 1.6
Con to Lab swing 23.4%	Maj	2,358	75.7 ●	
		2,350	75.5 ●	
		2,298	73.8 ●	

Nightingale

1971 electorate %turnout		11,969	33.8	+ 1.4
***Peter D. Donoghue**	**Con**	**2,236**	**56.9**	**- 20.6**
***William Roberts**	**Con**	**2,235**	**56.9**	**- 20.3**
***Norah F. Clarke-Lawrence**	**Con**	**2,213**	**56.3**	**- 19.3**
Sir Norman G.M. Prichard	Lab	1,727	43.9	+19.4
John W. Lye	Lab	1,700	43.2	+20.1
George Wingrove	Lab	1,681	42.8	+20.7
Con to Lab swing 20.1%	Maj	509	13.0 ●	
		508	13.0 ●	
		486	12.4 ●	

Northcote

GAIN 3

1971 electorate %turnout		9,938	41.1	- 3.9
Leslie Massey	**Lab**	**2,042**	**51.3**	**+25.4**
Joan M. Morgan	**Lab**	**1,999**	**50.2**	**+25.3**
Anthony J. Belton	**Lab**	**1,916**	**48.1**	**+24.0**
Phyllis M. Medrow	Con	1,671	41.9	- 25.6
Frederick G. Butcher	Con	1,660	41.7	- 25.2
*Maurice A.S. Heaster	Con	1,639	41.1	- 25.2
Alfred Brown	L	274	6.9	- 1.9
Cevil V. Gittings	L	234	5.9	- 1.9
Basil Weekley	L	231	5.8	- 1.8
Rodney A. Noyce	NF	99	2.5	
Patrick J. Leyman	NF	96	2.4	
Edward H. Smith	NF	92	2.3	
Con to Lab swing 25.1%	Maj	371	9.4 ●	
		328	8.3 ●	
		245	6.2 ●	

Putney

1971 electorate %turnout		15,732	43.2	- 4.1
Francis Snary	**Con**	**3,926**	**56.9**	**- 9.0**
***Michael Chartres**	**Con**	**3,904**	**56.5**	**- 8.3**
***Margaret Williams**	**Con**	**3,706**	**53.7**	**- 10.0**
Ian H. Williams	Lab	2,825	40.9	+19.4
David C. Rice	Lab	2,710	39.2	+17.8
Anne Trevelyan	Lab	2,602	37.7	+16.5
David J. Welsh	Comm	347	5.0	+ 0.5
Con to Lab swing 13.9%	Maj	1,101	16.0 ●	
		1,079	15.6 ●	
		881	12.8 ●	

Queenstown

1971 electorate %turnout		7,611	35.9	+16.1
Albert Jones	**Lab**	**2,185**	**75.6**	**+34.3**
Ada E. Hoardley	**Lab**	**2,148**	**74.3**	**+33.2**
Ronald H. Simms	**Lab**	**2,062**	**71.3**	**+31.3**
Eric I. Koops	Con	417	14.4	- 21.2
John A.F. Millman	Con	416	14.4	- 19.5
Glenys Koops	Con	406	14.1	- 19.5
Iris M. Johnson	Comm	347	12.0	- 3.4
Con to Lab swing 29.4%	Maj	1,768	61.2 ●	
		1,731	59.9 ●	
		1,645	56.9 ●	

Roehampton

1971 electorate %turnout		14,653	48.8	+ 7.2
George S. Cooley	**Lab**	**4,820**	**69.1**	**+19.5**
***Ian McGarry**	**Lab**	**4,804**	**68.9**	**+19.5**
David G. Nicholas	**Lab**	**4,769**	**68.4**	**+19.9**
Alan J. Davis	Con	2,198	31.5	- 13.4
Derek Garrad	Con	2,187	31.3	- 13.2
Clive E. Harris	Con	2,152	30.8	- 13.7
Con to Lab swing 16.7%	Maj	2,622	37.6 ●	
		2,606	37.4 ●	
		2,571	36.9 ●	

St John

GAIN 3

1971 electorate %turnout		9,117	36.9	+ 5.3
***Brian N.C. Prichard**	**Lab**	**2,213**	**69.0**	**+28.9**
John V. Tilley	**Lab**	**2,200**	**68.6**	**+28.5**
Nigel B. Morgan	**Lab**	**2,172**	**67.8**	**+27.7**
Colin F. Dawe	Con	836	26.1	- 21.1
Leonard A. Ford	Con	829	25.9	- 19.8
Brian Clapton	Con	800	25.0	- 17.1
Tom Lamb	NF	147	4.6	
John M. Clifton	NF	144	4.5	
James W.E. McCann	NF	117	3.6	
Barries P. van den Berg	Comm	53	1.7	
Con to Lab swing 24.1%	Maj	1,377	42.9 ●	
		1,364	42.5 ●	
		1,336	41.7 ●	

St Mary's Park

1971 electorate %turnout		10,279	43.7	+ 9.2
***Edward G. Wilson**	**Lab**	**2,912**	**66.2**	**+18.5**
Tracey S. Tilley	**Lab**	**2,873**	**65.3**	**+17.8**
Martin J. Linton	**Lab**	**2,864**	**65.1**	**+18.0**
Marthe E. Romilly	Con	1,306	29.7	- 17.1
Margaret M.P. Fraser	Con	1,304	29.6	- 16.8
Sean Donlon	Con	1,288	29.3	- 16.7
Peter A. Richards	L	275	6.3	- 0.5
John P. Grisewood	L	207	4.7	- 1.6
Albert A. Mudle	L	171	3.9	- 1.4
Con to Lab swing 17.5%	Maj	1,606	36.5 ●	
		1,567	35.6 ●	
		1,558	35.4 ●	

Shaftesbury

GAIN 3

1971 electorate %turnout		8,806	42.8	+ 8.5
Herbert J. Harrison	**Lab**	**2,412**	**65.0**	**+25.8**
James A. Golding	**Lab**	**2,393**	**64.5**	**+25.9**
Philippa F.B. Campbell	**Lab**	**2,310**	**62.2**	**+24.4**
Edward H. Lovell	Con	1,213	32.7	- 16.6
Bernard Nichols	Con	1,202	32.4	- 16.8
Gladys Nichols	Con	1,166	31.4	- 17.3
Donald A. MacDonald	Comm	146	3.9	+ 0.2
Con to Lab swing 21.9%	Maj	1,199	32.3 ●	
		1,180	31.8 ●	
		1,097	29.5 ●	

Southfield

GAIN 3

1971 electorate %turnout		10,780	39.2	- 0.2
Wayne T. Parfitt	**Lab**	**2,351**	**57.1**	**+30.3**
Leonard G. Foody	**Lab**	**2,338**	**56.8**	**+31.3**
Michael R. Williams	**Lab**	**2,310**	**56.1**	**+31.4**
*Martin D. Johnson	Con	1,786	43.4	- 18.2
Robin A. Barratt	Con	1,783	43.3	- 17.8
Sheila M. Ketterer	Con	1,778	43.2	- 17.7
Con to Lab swing 26.4%	Maj	585	13.7 ●	
		552	13.4 ●	
		524	12.7 ●	

Springfield

GAIN 3

1971 electorate %turnout		11,603	44.6	+10.2
Ian S. Campbell	**Lab**	**3,099**	**61.0**	**+30.7**
Oliver M.J. Farley	**Lab**	**3,096**	**60.9**	**+31.0**
Julian P. Proudman	**Lab**	**3,034**	**59.7**	**+31.9**
*Robert F.A. Marshall	Con	2,011	39.6	- 24.9
Peter E.T. Bond	Con	2,006	39.5	- 24.6
*Ernest F. Owens	Con	2,003	39.4	- 23.8
Con to Lab swing 27.8%	Maj	1,088	21.4 ●	
		1,085	21.3 ●	
		1,023	20.1 ●	

Thamesfield

1971 electorate %turnout		11,461	43.3	+ 7.3
Elizabeth M.Rackham	**Lab**	**2,692**	**54.9**	**+23.9**
Brian C.J. Sedgemore	**Lab**	**2,671**	**54.5**	**+23.8**
Hugh A. Stephenson	**Lab**	**2,654**	**54.1**	**+24.4**
*Frances A. Burton	Con	2,271	46.3	- 23.6
*Patrick Handyside	Con	2,227	45.4	- 24.4
*Reuben L. Tachon	Con	2,200	44.9	- 24.3
Con to Lab swing 24.2%	Maj	421	8.6 ●	
		400	8.2 ●	
		383	7.8 ●	

Tooting

GAIN 3

1971 electorate %turnout		10,263	52.3	+20.4
George F. Rowe	**Lab**	**2,533**	**64.3**	**+28.1**
Ralph C. Holmes	**Lab**	**2,515**	**63.8**	**+27.9**
Bernard J. Rosewell	**Lab**	**2,462**	**62.5**	**+29.0**
*Edward D.M. Tod	Con	1,314	33.3	- 33.9
*Anthony J. Norman	Con	1,300	33.0	- 30.7
Matilda M. Newman	Con	1,295	32.9	- 30.7
John Kane	L	149	3.8	
Edward D. Larkin	L	134	3.4	
Sybil Dickens	L	123	3.1	
Con to Lab swing 30.0%	Maj	1,219	31.0 ●	
		1,201	30.5 ●	
		1,148	29.2 ●	

West Hill

GAIN 3

1971 electorate %turnout		15,418	46.9	+ 7.3
Samuel P. Dougherty	**Lab**	**3,971**	**56.2**	**+21.5**
Leonard W. Holmes	**Lab**	**3,882**	**55.0**	**+20.7**
Jean A. Nicholas	**Lab**	**3,864**	**54.7**	**+20.5**
*Alwyn J. Barnsley	Con	3,188	45.1	- 20.8
*Lily B. Constable	Con	3,165	44.8	- 20.7
Simon Newington-Bridges	Con	3,122	44.2	- 21.1
Con to Lab swing 20.9%	Maj	783	11.1 ●	
		694	9.9 ●	
		676	9.6 ●	

Summary of election results

	Year	Elec	%Poll	Con	Lab	L	Comm	Oth
Balham	1971	10,469	34.3	45.2	54.8			
	1968	10,337	33.3	69.0	31.0			
Bedford	1971	11,268	30.9	50.1	49.9			
	1968	10,483	30.2	74.5	25.5			
Earlsfield	1971	10,162	30.9	39.6	60.4			
	1968	10,340	34.7	64.5	35.5	16.0	2.7	
Fairfield	1971	9,447	37.1	30.2	65.8		4.0	
	1968	9,706	29.8	46.9	34.4	16.0	2.7	
Furzedown	1971	11,673	49.0	35.8	61.7		2.5	
	1968	11,322	34.9	58.3	37.5			
Graveney	1971	11,009	39.1	23.2	71.7		2.9	2.2
	1968	10,569	35.4	58.8	41.2			
Latchmere	1971	9,041	44.2	10.8	86.2		3.0	
	1968	8,745	26.4	26.2	55.5	13.5	4.6	
Nightingale	1971	11,969	33.8	56.7	43.3			
By-election	1968	11,320	17.6	83.8	16.2			
	1968	11,310	32.4	76.8	23.2			
Northcote	1971	9,938	41.1	41.5	49.8	6.2		2.4
	1968	9,672	37.2	66.9	25.0	8.1		
Putney	1971	15,732	43.2	55.7	39.3		5.0	
By-election	1968	14,291	19.2	82.7	17.3			
	1968	14,291	39.1	64.8	21.4	9.3	4.5	
Queenstown	1971	7,611	35.9	14.3	73.7		12.0	
	1968	8,131	19.8	34.4	40.8	5.9	18.9	
Roehampton	1971	14,653	48.8	31.2	68.8			
	1968	12,185	41.6	45.2	49.2		5.7	
St John	1971	9,117	36.9	25.6	68.5		1.7	4.2
By-election	1969	9,291	24.8	34.6	47.1	6.6	11.0	
	1968	9,668	31.6	42.0	37.4	9.2		
St Mary's Park	1971	10,279	43.7	29.5	65.5		5.0	
	1968	11,851	34.5	46.4	47.4	6.1	3.7	
Shaftesbury	1971	8,806	42.8	32.1	63.9		3.9	
	1968	10,419	34.3	49.1	38.5	8.7		
Southfield	1971	10,780	39.2	43.3	56.7			
	1968	10,011	39.4	61.2	25.7	13.1		
Springfield	1971	11,603	44.6	39.5	60.5			
	1968	10,997	34.4	63.9	29.3	6.7		
Thamesfield	1971	11,461	43.3	45.5	54.5			
	1968	11,293	36.0	69.6	30.4			
Tooting	1971	10,263	52.3	33.1	63.5	3.4		
	1968	10,079	31.9	64.8	35.2			
West Hill	1971	15,418	46.9	44.7	55.3			
	1968	13,407	39.6	65.6	34.4			

Councillors' majorities

1.	● Eva Goatley	Bedford	47	1.4
2.	● Leslie Rice	Bedford	49	1.4
3.	● Norman Berry	Bedford	142	4.2
4.	● Tony Belton	Northcote	245	6.2
5.	● Hugh Stephenson	Thamesfield	383	7.8
6.	● Brian Sedgemore	Thamesfield	400	8.2
7.	● Joan Morgan	Northcote	328	8.3
8.	● Elizabeth Rackham	Thamesfield	421	8.6
9.	● David Rattigan	Balham	304	8.7
10.	● Leslie Massey	Northcote	371	9.4
11.	● Florence Price	Balham	332	9.5
12.	● Jean Nicholas	West Hill	676	9.6
13.	● William Burrow	Balham	343	9.8
14.	● Len Holmes	West Hill	694	9.9
15.	● Samuel Dougherty	West Hill	783	11.1
16.	● Norah Clark-Lawrence	Nightingale	486	12.4
17.	● Mike Williams	Southfield	524	12.7
18.	● Margaret Williams	Putney	881	12.8
19.	● William Roberts	Nightingale	508	13.0
20.	● Peter Donoghue	Nightingale	509	13.0
21.	● Leonard Foody	Southfield	552	13.4
22.	● Wayne Parfitt	Southfield	585	13.7
23.	● Michael Chartres	Putney	1,079	15.6
24.	● Francis Snary	Putney	1,101	16.0
25.	● Bill Ballantine	Earlsfield	785	19.9
26.	● Amy Bush	Earlsfield	786	19.9
27.	● Julian Proudman	Fairfield	1,023	20.1
28.	● Patrick Kelly	Earlsfield	796	20.2
29.	● Oliver Farley	Springfield	1,085	21.3
30.	● Ian Campbell	Springfield	1,088	21.4
31.	● Frank Sims	Furzedown	1,154	25.1
32.	● James Dixon	Furzedown	1,187	25.8
33.	● Penny Corfield	Furzedown	1,234	26.8
34.	● Bernard Rosewell	Tooting	1,148	29.2
35.	● Philippa Campbell	Shaftesbury	1,097	29.5
36.	● Ralph Holmes	Tooting	1,201	30.5
37.	● George Rowe	Tooting	1,219	31.0
38.	● James Golding	Shaftesbury	1,180	31.8
39.	● Bert Harrison	Shaftesbury	1,199	32.3
40.	● Peter Ackhurst	Fairfield	1,177	33.7
41.	● Dorothy Smith	Fairfield	1,200	34.4
42.	● Martin Linton	St Mary's Park	1,558	35.4
43.	● Tracey Tilley	St Mary's Park	1,567	35.6
44.	● Maria Marshall	Fairfield	1,268	36.4
45.	● Edward Wilson	St Mary's Park	1,606	36.5
46.	● David Nicholas	Roehampton	2,571	36.9
47.	● Ian McGarry	Roehampton	2,606	37.4
48.	● George Cooley	Roehampton	2,622	37.6
49.	● Nigel Morgan	St John	1,336	41.7
50.	● John Tilley	St John	1,364	42.5
51.	● Brian Prichard	St John	1,377	42.9
52.	● Arthur Hill	Graveney	2,041	47.6
53.	● Max Madden	Graveney	2,050	47.7
54.	● William Carnie	Graveney	2,102	49.0
55.	● Ronald Sims	Queenstown	1,645	56.9
56.	● Ada Hoadley	Queenstown	1,731	59.9
57.	● Albert Jones	Queenstown	1,768	61.2
58.	● Bernard Dwyer	Latchmere	2,298	73.8
59.	● Fred Shaw	Latchmere	2,350	75.5
60.	● Alex MxLaughlin	Latchmere	2,358	75.7

Labour: 53 seats

Latchmere	3 Lab	2,335	75.0
Queenstown	3 Lab	1,714	59.3
Graveney	3 Lab	2,064	48.1
St John	3 Lab	1,359	42.4
Roehampton	3 Lab	2,599	37.3
St Mary's Park	3 Lab	1,577	35.8
Fairfield	3 Lab	1,215	35.5
Shaftesbury	3 Lab	1,158	31.2
Tooting	3 Lab	1,189	30.2
Furzedown	3 Lab	1,191	25.9
Springfield	3 Lab	1,065	20.9
Earlsfield	3 Lab	789	20.0
Southfield	3 Lab	553	13.3
West Hill	3 Lab	718	10.2
Balham	3 Lab	326	9.3
Thamesfield	3 Lab	401	8.2
Northcote	3 Lab	314	8.0
Bedford	2 Lab	48	1.4

Labour majority: 46 seats

Bedford	1 Con	142	4.2
Nightingale	3 Con	501	12.8
Putney	3 Con	1,020	14.8

Conservatives: 7 seats

Incoming and outgoing councillors

Councillors newly elected (41)

- Peter Ackhurst (Fairfield)
- Anthony Belton (Northcote)
- William Burrow (Balham)
- Amy Bush (Earlsfield)
- Ian Campbell (Springfield)
- Philippa Campbell (Shaftesbury)
- William Carnie (Graveney)
- Norah Clarke-Lawrence (Nightingale, elected 1968 by-election)
- George Cooley (Roehampton)
- Penelope Corfield (Furzedown)
- Bernard Dwyer (Latchmere)
- Oliver Farley (Springfield)
- Leonard Foody (Southfield)
- James Golding (Shaftesbury)
- Ada Hoardley (Queenstown)
- Leonard Holmes (West Hill)
- Ralph Holmes (Tooting)
- Patrick Kelly (Earlsfield)
- Martin Linton (St Mary's Park)
- Max Madden (Graveney)
- Maria Marshall (Fairfield)
- Leslie Massey (Northcote)
- Joan Morgan (Northcote)
- Nigel Morgan (St John)
- David Nicholas (Roehampton)
- Jean Nicholas (West Hill)
- Wayne Parfitt (Southfield)
- Florence Price (Balham)
- Julian Proudman (Springfield)
- Elizabeth Rackham (Thamesfield)
- David Rattigan (Balham)
- William Roberts (Nightingale, elected 1968 by-election)
- Bernard Rosewell (Tooting)
- George Rowe (Tooting)
- Brian Sedgemore (Thamesfield)
- Ronald Simms (Queenstown)
- Francis Snary (Putney)
- Hugh Stephenson (Thamesfield)
- John Tilley (St John)
- Tracey Tilley (St Mary's Park)
- Michael Williams (Southfield)
- Lawrence Larkin (St Mary's Park)

Councillors returning (9)

- William Ballantine (Earlsfield)
- James Dixon (Furzedown)
- Samuel Dougherty (West Hill)
- Herbert Harrison (Shaftesbury)
- Arthur Hill (Graveney)
- Albert Jones (Queenstown)
- Leslie Rice (Bedford)
- Frank Sims (Furzedown)
- Dorothy Smith (Fairfield)

Councillors standing down (31)

- Ernest Bond (Northcote)
- Francis Bakewell (Balham)
- Alan Barrett (Queenstown)
- Robert Bastin (Roehampton)
- William Berwick (Northcote)
- Peter Browning (Graveney)
- Brian Clapton (Shaftesbury)
- Edgar Clarke (Earlsfield)
- Joseph Coupland (Furzedown)
- William Davidson (Tooting)
- Edwina Dixon (Balham)
- Lawrence Goodwin (Latchmere)
- Rodney Hill (Southfield)
- Cyril Holliday (Queenstown)
- Frederick Howell (Queenstown)
- Alan Kehoe (Springfield)
- Lawrence Larkin (St Mary's Park)
- Dennis Mallam (Thamesfield)
- Peter Mitchell (Shaftesbury)
- Matilda Newman (Graveney)
- Helen Paxton (Furzedown)
- George Peters (Putney)
- Mary Pruszak (Fairfield)
- George Rundle (Southfield)
- Mable Sporle (St John)
- Richard Short (Fairfield)
- Leo Simmonds (Thamesfield)
- Jean Standing (Roehampton)
- Edward Travell (St John)
- Harold Turner (Graveney)
- Mark Wolfson (Putney)

Councillors defeated (19)

- Alwyn Barnsley (West Hill)
- Norman Berry (Bedford)
- Frances Burton (Thamesfield)
- Frederick Butcher (Northcote)
- Amy Cawsey (Shaftesbury, standing in Balham)
- Lily Constable (West Hill)
- David Coote (Furzedown)
- Patrick Handyside (Southfield, standing in Thamesfield)
- Alfred Hayes (Balham)
- Maurice Heaster (Northcote)
- Martin Johnson (St John, standing in Southfield)
- Robert Marshall (Springfield)
- Sidney Morris (Bedford)
- Anthony Norman (Tooting)
- Athlene O'Connell (Earlsfield)
- Ernest Owens (Springfield)
- Ernest Sinfield (Bedford)
- Reuben Tachon (Fairfield, standing in Thamesfield)
- Edward Tod (Tooting)

By-elections: 1971-1974

Balham

Thursday 23 March 1972

Caused by the death of Florence Price

No change

1972 electorate %turnout		9,847	29.8	- 4.5
Susan K. Bovey	**Lab**	**1,394**	**47.7**	**- 7.1**
Amy E. Cawsey	Con	1,314	44.9	- 0.3
John M. Clifton	NF	154	5.3	
Andrew F. Barr	Comm	48	1.6	
Mary P. Winn	L	17	0.6	
Lab to Con swing 3.4%	Maj	80	2.8	

Graveney

Thursday 23 March 1972

Caused by the death of William Carnie

No change

1972 electorate %turnout		11,129	27.7	- 11.4
Christopher A.R. Helm	**Lab**	**2,130**	**69.4**	**- 2.3**
Matilda M. Newman	Con	693	22.6	- 0.6
Tom Lamb	NF	158	5.1	
Dennis Ellwand	Comm	80	2.6	- 0.3
Daniel R. Gerlach	L	7	0.2	
Lab to Con swing 0.9%	Maj	1,437	46.8	

Nightingale

Thursday 26 October 1972

Caused by the death of Norah Clark-Lawrence

No change

1972 electorate %turnout		11,450	24.8	- 9.8
Maurice A.S. Heaster	**Con**	**1,364**	**48.3**	**- 8.4**
David R. Hill	Lab	1,016	36.0	- 7.3
John M. Clifton	L	446	15.8	
Con to Lab swing 0.6%	Maj	348	12.3	

Tooting

Thursday 18 April 1973

Caused by the death of George Rowe

No change

1973 electorate %turnout		9,982	17.7	- 34.6
Vibert C. Luthers	**Lab**	**1,170**	**66.4**	**+ 2.9**
Edward D.M. Tod	Con	494	28.0	- 5.1
Edward D. Larkin	L	99	5.6	+ 2.2
Con to Lab swing 4.0%	Maj	676	38.4	

1974

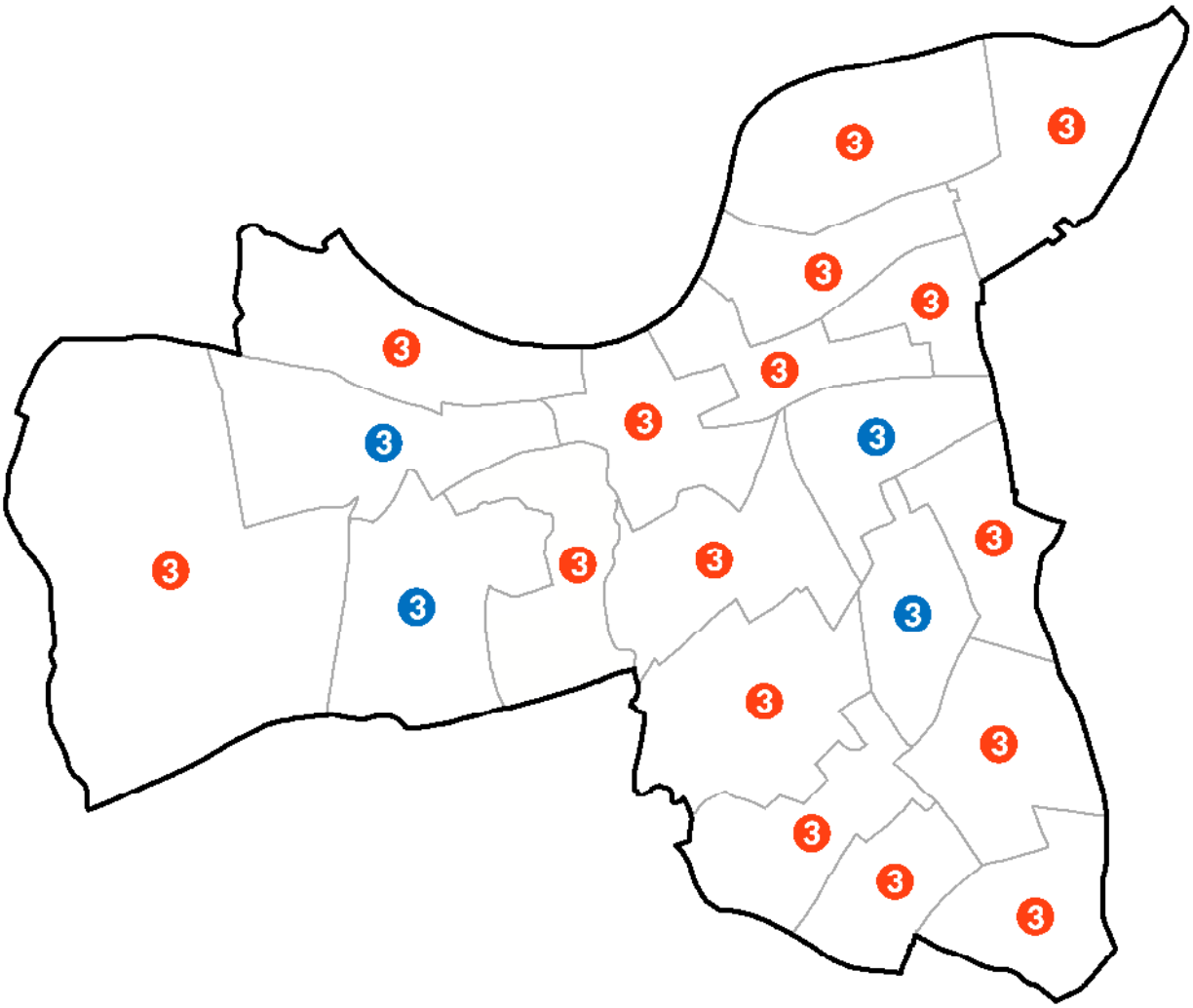

Labour	**48**
Conservatives	**12**

WEATHER:
Some rain.
Lighting-up time:
8.55 p.m. to 4.48 a.m.
Details—Back Page.

46,591

Evening Standard

London: Friday May 3 1974

7RR 4p

CLOSING PRICES

Tories recapture three outer boroughs

LONDON TRIMS LABOUR'S LEAD

By MICHAEL KING

MERTON, Bexley and Harrow were recaptured by the Tories but they narrowly failed to win three other boroughs they were hoping for — Ealing, Brent and, subject to a critical ward recount, Hillingdon.

This was the picture that emerged from the London borough elections this afternoon as results, delayed by the strike of NALGO white collar workers, continued to trickle in from 18 of the 32 boroughs which did not declare overnight.

With more than 1300 of the 1363 seats declared an unofficial tally gave the Tories a net gain of around 80 seats. This score appears to make it impossible for the party to recoup more than a portion of the boroughs it lost in the massive swing to Labour three years ago.

The borough line-up

Tories are back in power at Barnet, Bexley, Bromley, Croydon, Enfield, Harrow, Kingston, Merton, Redbridge, Sutton, Westminster and Richmond and were well on the way to victory at Kensington and Chelsea.

Labour were home and dry at Brent, Camden, Ealing, Hounslow, Lambeth, Southwark, Waltham Forest and Islington, with every prospect of coasting in at Hackney, Tower Hamlets and Barking.

Only in two London boroughs did the Liberals manage to show some of their General Election sparkle. At Sutton they gained six seats, one won by Parliamentary candidate Graham Tope.

At Richmond they took seats from the Tories and Labour, one of them from the Labour opposition leader Dr Tony Hart, husband of Overseas Development Minister Mrs Judith Hart. But in both boroughs the Tories retained control.

Labour GLC Leader Sir Reg Goodwin, said: "Although it is disappointing to lose boroughs that has been Labour-controlled, it is clear that Tories hopes have not been fulfilled and this is a considerable encouragement to Labour supporters in London."

Mr Horace Cutler, leader of the Tory Opposition on the GLC, said: "I am pretty satisfied with the results so far, particularly in Merton and Bexley and Harrow. I think the Enfield result was very good for us, we lost a seat but remained in control."

Inexperienced vote counters, recruited to replace the usual

Cont. Back Page Col. 2

Gains and losses

WITH complete results available from 16 of the 32 Greater London boroughs, this was the scorecard:

	Gains	Losses	Net
TORIES	77	19	58 gain
LABOUR	9	85	76 loss
LIBERALS	21	4	17 gain
INDEPENDENTS	4	4	0
OTHERS	1	0	1

At that stage the Tory total of councillors declared elected was 454 against 444 Labour and 26 Liberals. Results from Labour's main strongholds were still to come.

Results in detail
Pages 14 and 15

All square for Ted, Harold
Robert Carvel: Back Page

Latest results
Back Page

Election round-up
Page 7

MRS SHIRLEY WILLIAMS

Shirley is sued for divorce

MRS Shirley Williams (above), Secretary of State for Prices and Consumer Protection, is being sued for divorce.

Lawford and Company, a firm of London solicitors who act for Mrs Williams, issued the following statement this evening: "A petition for divorce has been filed by Professor Williams against his wife, Mrs Shirley Williams.

"The grounds on which the petition is based are that the parties have lived apart for a period of two years preceding the filing of the action.

"Mrs Williams feels that in the circumstances she should not refuse her consent to the petition."

Mrs Williams, who has a 13-year-old daughter, Becky, was separated from Professor Bernard Williams three years ago. A Catholic, she was married 16 years ago.

INSIDE YOUR STANDARD

The bomb with no warning
News on Camera—Page 3

Shankly machine can win Cup
Bernard Joy—Page 24

The Times warns: Agree or we close
Page 11

Festival fun again!
Page 8

TV and Radio
Page 3

Entertainment 22

Sir John seizes Scanlon millions

By FRANK DRAPER and LYNDA MURDIN

TOTAL SEIZURE of the assets of the Amalgamated Engineering Workers' Union—estimated at the end of 1972 at around £7,000,000—was ordered today by the Industrial Relations Court.

Protected from the order is the union's superannuation fund, but creditors will be able to claim payment

Today's order follows the failure of the union, of which Hugh Scanlon is president, to pay £47,000 compensation to Conmech, a Woking engineering firm.

The AEU did not attend the court to give evidence or argue its case.

Report on Monday

Said chairman, Sir John Donaldsdson, ordering the sequestrators to make their first progress report on Monday:

"We cannot limit the sequestration to the first £45,000 of assets, which can be found. The union has probably "Protected" some of its property from being used to pay claims for compensation. We must therefore issue a general order for the seizure of its funds, other than the protected superannuation fund, in order to find out what is unprotected.

"This exclusion protects pensioners. We shall if necessary take further steps to protect the interests of innocent third parties. We have also made sure that the process of sequestration can be stopped if at any time it seems unnecessary to go further.

"The court can grant the union no privilege or licence to avoid its obligations. All are equal before law. The court represents the public in applying the law without fear or favour, affection or ill will. If the situation is one of confrontation it is entirely of the union's creation.

'Our duty'

"The court can only do its duty. That duty continues unchanged until Parliament alters the law.

Sir John said the union had been given an exceptionally long period in which to take legal advice to consider its position. That period could not be further prolonged.

He added: "No court can stand by and allow its orders to be defied or ignored and the order that the union must pay the sum of £47,000 to Conmech must now be enforced."

Deliberate failure to obey the court order constituted contempt, he said, and he felt that the unions had the funds to pay. The fact that they had not done so was a deliberate refusal to comply with the court's order.

SIR JOHN DONALDSON today.

Sir John said the union would be invited to attend a court hearing next Wednesday to say whether the seized funds could be used for compensation award.

Funds to be seized include "the income of the union, including rents, dividends, contributions, fines, entrance fees, or other monies paid by members, stocks, share securities, the benefits of contracts, bank balances and other debts . . . but not the union's premises.

Foot's plea

The court's ruling is bound to touch off a storm of protest in the union's ranks. Militants are certain to press union leaders for industrial action. This possibility cannot be ruled out.

When Employment Minister, Mr Michael Foot, addressed the union's policy making committee at Worthing last week he urged them to end their boycott of the court and appear before it to plead their case.

Conmech was awarded the £47,000 damages by the court on March 28 as compensation for losses the company suffered while being picketed during a six-month period by the union in a dispute over AUEW recognition.

Originally 16 AUEW members walked out in September last year in the demand for union recognition. The union has already been fined £75,000 for refusing to call off the strike and last October the NIRC seized £100,000 from the union's political fund.

● Latest available accounts of the AUEW show that the union's general fund stood at £7,360,879 at the end of December 1972. This compares with £12,108,009 in January 1970, £10,739,999 at the start of 1971 and £9,120,000 at the beginning of 1972.

We'd like everybody who fills in this coupon to get £26,000

If you fill in this coupon, we'll tell you how you could build up a sizeable lump sum for yourself, and get immediate life assurance cover of up to £9,824.

And this isn't a plan for the rich. Anybody with £10 a month to invest can benefit (after tax relief at the basic rate the cost could be as little as £8.36 a month).

We really would like you to get £26,000*. So do send this coupon. Now.

*Depending on age and assuming gross growth of 7½% p.a.

To: W. D. Dane, Hambro Life Assurance Ltd, Hambro Life House, Fleming Way, Swindon SN1 1TA, Wilts.

Name
Address
Tel

BOROUGH ELECTIONS . . . focus on the results

'Save London' action groups take a beating

Standard Reporter

CONSERVATIONISTS' hopes were dashed in an "as you were" result in Westminster City Council election.

Labour held the 1971 gains which gave them 23 of the council's 60 seats.

Voting for the "Save London" and "Save Westminster" action groups ran into just two figures in some areas. Writer Auberon Waugh polled just 86 votes in Knightsbridge, where he stood against Town Planning Committee chairman Tony Prendergast. Georgina Moon, actress daughter of comedian George Moon, was bottom of the poll in Lancaster Gate.

In the **Kensington / Chelsea** election, with the counting going on into the afternoon, SLAG—the Save London Action Group, with several candidates standing in every ward—took a resounding defeat.

In the early results, a number of their candidates polled fewer than 50 votes each, although Miss Juliet Cole, standing in Queensgate, managed 210 votes.

Ignored

Westminster Council leader Hugh Cubitt, 43, said: "I never had any doubts that we would retain control, but I wondered what effect outside parties would have. In the event there has been no sign of a Liberal revival, and special interest groups have been ignored by the voter.

Opposition leader Hilyd Harrington, who is also Deputy Leader of the Labour-controlled GLC, said: "We should have been able to shift the Tories. Power was within our grasp."

One of the first Labour results to be declared was in Maida Vale, which Labour won from the Tories for the first time in 1971. Mrs Joan Mulley, 46, wife of Transport Minister Mr Fred Mulley, was elected for a second term.

Despite a lively campaign in five Marylebone wards, Liberal votes only ran into three figures. Journalist's wife Mrs Mattie Pritchard, fighting her third election in St. John's Wood, said: "I find people were very angry because Jeremy Thorpe turned down Heath's coalition offer."

Labour's team for the Regent's Park Ward, headed by local party veteran, the Dowager Countess of Lucan, came within 800 votes of victory.

Evening Standard: Maurice Hibbard

TORIES celebrate at Westminster—from left, Angela Killick, Richard Hargreaves, both representing Charing Cross and Barry Watson (Victoria Street).

Thames TV has to scrap show

THAMES Television abandoned a special edition of its Today programme aimed at giving Londoners results and analysis of the local elections results.

Bill Grundy's team was due to begin their coverage at 11.20 p.m. until 12.30 a.m. or longer.

But scene shifters and floor workers were not available and the programme was scrapped and replaced by a repeat of an Avengers episode. There was tension earlier in the day when the company refused to declare the canteen a closed shop.

Council leader at Bexley is just 25

By JAMES IRVINE

THE TORIES ousted Labour to sweep back into power at Bexley. And the 25 - year - old insurance inspector, Mr Julian Tremayne, becomes Leader of the Council.

He began his new duties immediately and called a meeting tonight of the 37-strong Tory group to choose new committee chairmen.

He is believed to be the youngest council leader in London, and has been a councillor for only three years.

A jubilant Mr Tremayne told me: "We are getting on with the job right away. We shall, within the dictates of the Government, carry out our Conservative policy on education and housing.

"Our aim is to sell council houses. We also have a different policy from the last Labour administration on finance. We want to re-examine the estimate to see where we can make cuts. We cannot make rate reductions right away, but it will be reflected in rate demands in the future."

Money played a big part in the election campaign with the Tories accusing Labour of waste. Bexley was the highest rated borough in London last year.

In **HARROW** the return of Conservative control could lead to an unscrambling of comprehensive education in the borough.

Alderman Harold Mote, who took over as leader of the council today, said: "This could lead to us having a complete re-think on education because the welfare of our children must be our very first consideration.

"There is no doubt that most of our supporters would like to see the grammar schools returned to Harrow and we received more votes than all the opposition parties put together.

"I know the Labour Government has ordered complete comprehensivisation. But how long is the Labour Government going to last? We are going to think about it very seriously and we are going immediately to start a complete new style of management in the borough."

Julian Tremayne.

Cheeses to be subsidised

CHEESE subsidies covering 10 British and nine foreign varieties, which will cost some £30 million in the current financial year, were today listed by Prices Secretary Mrs Shirley Williams.

The British cheeses are: Cheddar, Dunlop, Cheshire, Caerphilly, Lancashire, Wensleydale, Leicester, Double Gloucester, Derby and White Stilton. Foreign cheeses are Gouda, Edam, Elbo, Danbo, Havarti, Samsoe, Mariho, Tybo and St Paulin.

In a Commons written answer she said that the subsidy payable to UK manufacturers and importers at a rate of £105 per ton would cost in subsidy in a full year £33 million.

School's head named

MADELINE BARBER teacher and historian and currently headmistress of a Greenwich grammar school, has been appointed headmistress of the Aylwin Comprehensive School in Southwark.

Mrs Barber, who is headmistress of the Roan School for Girls, is to take over the running of the 1015-pupil Aylwin School, which is housed in two buildings—one of them a 10-storey tower block.

She spent four years as a teacher at Kidbrooke, ILEA's first purpose-built comprehensive, is a magistrate and lives in Blackheath.

PEOPLE WITH STANDARDS

THE LONELY MAN ON CUP FINAL DAY

MR K WOLSTENHOLME will be at the Cup Final at Wembley tomorrow, sitting in a £5 seat and watching a working. Which will be for him.

It will be his first Cup Final for a couple of years. Before then he was at them year after year, doing the commentary for BBC television and bringing the game home to you in your living room.

The sudden manner of his going is as dramatic as that of Sir Alf Ramsey. And as sad. But there were reasons, as he explains himself in an interview with Michael Wale.

You will find it in your Evening Standard on Cup Final day. Tomorrow.

MIND OF A BOY

HOW MUCH does early environment determine the choice of a career in later life? The boy who grew up in the precincts of Westminster Abbey, a secluded life where the gates were always locked at 10 o'clock at night and where his playground was among the statues and tombstones, the sarcophagi and obelisks within the Abbey itself, grew up to become a psychiatrist, exploring the secret places of the mind. Is there a connection? It is a fascinating speculation.

The boy in question is now Dr Anthony Storr, and this week he revisited the Abbey and spoke of his memories to Valerie Jenkins.

This latest in the Where I was Young series will be found in the Evening Standard

TOMORROW

Could he have inspired Italy's finest white wine?

Did the two Bolla brothers hear Signor Caruso sing Rossini's 'Barber of Seville'?

An experience like that could spark off incredible things.

It could encourage one to produce a classic of one's own.

Which is what the Bollas did.

They took the light, white Soave of their district, Verona, and turned it into a crisp, dry wine. With a distinctive nutty aftertaste.

They must have heard Rossini. You can taste his immortal inspiration in every drop of Soave Bolla.

Think about two men's quest for immortality the next time you sip one of their masterpieces.

BOLLA.
The Italian Classics.

Balham

1974 electorate %turnout		9,410	40.0	+ 5.7
***William C. Burrow**	**Lab**	**1,576**	**45.5**	**- 9.8**
Michael Ward	**Lab**	**1,481**	**42.7**	**- 12.3**
William R. Johnson	**Lab**	**1,478**	**42.7**	**- 11.5**
John S.M. Coles	Con	1,465	42.3	- 3.2
Colin F. Dawe	Con	1,409	40.7	- 4.8
Alistair M. Halyburton	Con	1,404	40.5	- 4.0
Victor J. Howe	L	536	15.5	
Paul Bowdage	L	534	15.4	
Charles S. Welchman	L	513	14.8	
Lab to Con swing 3.6%	Maj	111	3.2 ●	
		16	0.4 ●	
		13	0.4 ●	

Bedford

GAIN 1

1974 electorate %turnout		10,444	32.1	+ 1.2
Thomas E. Geldart	**Lab**	**1,507**	**47.1**	**- 4.5**
Edward B. Fair	**Lab**	**1,494**	**46.7**	**- 4.9**
John Turney	**Lab**	**1,375**	**43.0**	**- 7.2**
*Norman R. Berry	Con	1,374	43.0	- 7.5
Eric Langcaster	Con	1,287	40.2	- 9.6
Sidney J.H.W. Morris	Con	1,249	39.1	- 7.2
Richard F.J. Heron	L	414	12.9	
John K. Holmes	L	307	9.6	
David G. Williams	L	273	8.5	
Brian G. Ursell	Comm	104	3.3	
Lab to Con swing 3.6%	Maj	133	4.1 ●	
		120	3.7 ●	
		1	0.0 ●	

Earlsfield

1974 electorate %turnout		9,016	34.4	+ 3.5
***William J. Ballantine**	**Lab**	**1,524**	**52.3**	**- 8.3**
***Julian P. Proudman**	**Lab**	**1,449**	**49.8**	**- 10.5**
Joan M. Morgan	**Lab**	**1,415**	**48.6**	**- 11.7**
Mary J. Chapman	Con	1,034	35.5	- 4.9
John H. Corder	Con	1,015	34.9	- 4.8
John D. Wheeler	Con	1,002	34.4	- 4.4
John W. Morgan	L	488	16.8	
Ruth E. Bowdage	L	412	14.2	
David P. Patterson	L	395	13.6	
Lab to Con swing 2.7%	Maj	490	16.8 ●	
		415	14.3 ●	
		381	13.1 ●	

Fairfield

1974 electorate %turnout		8,573	27.9	- 9.2
***Dorothy M. Smith**	**Lab**	**1,432**	**65.6**	**- 0.9**
Chris A. Purnell	**Lab**	**1,425**	**65.4**	**+ 0.9**
Susan K. Ward	**Lab**	**1,342**	**61.6**	**- 2.2**
Catherine J. Bishop	Con	782	35.9	+ 5.8
Graham P. Bishop	Con	781	35.8	+ 5.9
John M. Brown	Con	779	35.7	+ 6.2
Lab to Con swing 4.1%	Maj	650	29.7 ●	
		643	29.5 ●	
		560	25.7 ●	

Furzedown

1974 electorate %turnout		11,462	35.7	- 13.3
***James T. Dixon**	**Lab**	**2,230**	**55.0**	**- 8.7**
Stephen R. Cogill	**Lab**	**2,066**	**51.0**	**- 11.7**
***Frank E. Sims**	**Lab**	**2,040**	**50.4**	**- 11.6**
Duncan V. Irvine	Con	1,418	35.0	- 1.9
William M. Kerr	Con	1,406	34.7	- 2.2
*Brian N.C. Prichard	Con	1,358	33.5	- 1.9
Eric E. Morson	L	444	11.0	
Michael Taylor	Comm	101	2.5	0.0
Lab to Con swing 3.5%	Maj	812	20.0 ●	
		648	16.0 ●	
		622	15.4 ●	

Graveney

1974 electorate %turnout		10,671	27.3	- 11.9
***Arthur J.Hill**	**Lab**	**1,760**	**60.0**	**- 12.6**
***Christopher A.R. Helm**	**Lab**	**1,741**	**59.4**	**- 11.9**
***David T. Rattigan**	**Lab**	**1,729**	**59.0**	**- 12.2**
Graham G. Witham	Con	922	31.4	+ 7.8
Francis A. Staff	Con	694	23.6	+ 0.7
Susan M. Witham	Con	663	22.6	- 0.3
Michael P. Sullivan	L	298	10.2	
Denis Ellwand	Comm	131	4.5	+ 1.6
Lab to Con swing 6.6%	Maj	838	28.6 ●	
		819	28.0 ●	
		807	27.6 ●	

Latchmere

1974 electorate %turnout		9,654	25.2	- 19.0
***Alex McLaughlin**	**Lab**	**1,951**	**87.4**	**+ 0.5**
Maurice E. Lawson	**Lab**	**1,935**	**86.7**	**0.0**
***Frederick Shaw**	**Lab**	**1,891**	**84.7**	**- 0.3**
Sonya M. Driver	Con	209	9.4	- 1.8
Vincent E. Joseph	Con	196	8.8	- 2.1
Valerie E. Cain	Con	194	8.7	- 1.7
Johnnie H. Savile	L	145	6.5	
Jennifer Baxter	L	88	3.9	
James Hunt	L	88	3.9	
Con to Lab swing 0.3%	Maj	1,742	78.0 ●	
		1,726	77.3 ●	
		1,682	75.3 ●	

Nightingale

1974 electorate %turnout		10,807	34.0	+ 0.2
***Maurice A.S. Heaster**	**Con**	**1,845**	**53.4**	**- 3.5**
Gwynneth A. Morgan	**Con**	**1,828**	**52.9**	**- 4.0**
Dennis T.L. Mallam	**Con**	**1,817**	**52.6**	**- 3.7**
George F. Rowe	Lab	1,311	38.0	- 5.9
Sidney E. Paul	Lab	1,277	37.0	- 6.2
John W. Lye	Lab	1,270	36.8	- 6.0
Gordon C. Maclachlan	L	353	10.2	
Eithne M. McCarron	L	340	9.8	
Sandra J. Waller	L	316	9.2	
Lab to Con swing 1.2%	Maj	534	15.4 ●	
		517	14.9 ●	
		506	14.6 ●	

Northcote

1974 electorate %turnout		8,738	41.1	- 3.9
Frederick G. Butcher	**Con**	**1,398**	**41.8**	**- 0.1**
Gordon S. Passmore	**Con**	**1,379**	**41.3**	**- 0.4**
Martin D. Johnson	**Con**	**1,365**	**40.8**	**- 0.3**
John R. Morris	Lab	1,361	40.7	- 10.6
Allan Black	Lab	1,317	39.4	- 10.8
Phillip J. Wyatt	Lab	1,293	38.7	- 9.4
Alfred Brown	L	667	20.0	+13.1
Cecil V. Gittings	L	635	19.0	+13.1
Philip E. Knight	L	610	18.3	+12.5
Lab to Con swing 5.0%	Maj	37	1.1 ●	
		18	0.6 ●	
		4	0.1 ●	

Putney

1974 electorate %turnout		15,023	43.2	0.0
***Margaret Williams**	**Con**	**3,703**	**57.4**	**+ 0.5**
***Michael D. Chartres**	**Con**	**3,532**	**54.8**	**- 1.7**
***Francis J. Snary**	**Con**	**3,520**	**54.6**	**+ 0.9**
Donald J. Roy	Lab	1,880	29.1	- 11.8
Kenneth W. Rodney	Lab	1,810	28.1	- 11.1
Valerie Williams	Lab	1,752	27.2	- 10.5
Peter K. Gerhold	L	873	13.5	
John Horrocks	L	848	13.1	
John R. Mikulski	L	736	11.4	
David J. Welsh	Comm	232	3.6	- 1.4
Lab to Con swing 5.6%	Maj	1,823	28.3 ●	
		1,652	25.7 ●	
		1,640	25.5 ●	

Queenstown

1974 electorate %turnout		7,972	24.2	- 11.7
***Ada E. Hoardley**	**Lab**	**1,523**	**87.3**	**+11.7**
***Albert Jones**	**Lab**	**1,510**	**86.5**	**+12.2**
***Ronald H. Simms**	**Lab**	**1,447**	**82.9**	**+11.6**
Timothy A. Hunter	Con	259	14.8	+ 0.5
George Clark	Con	253	14.5	+ 0.1
John A.F. Milman	Con	244	14.0	- 0.1
Con to Lab swing 2.6%	Maj	1,264	72.5 ●	
		1,251	71.7 ●	
		1,188	68.1 ●	

Roehampton

1974 electorate %turnout		14,903	43.0	- 5.8
***Ian McGarry**	**Lab**	**3,869**	**63.6**	**- 5.5**
***David G. Nicholas**	**Lab**	**3,774**	**62.1**	**- 6.8**
***Peter J. Ackhurst**	**Lab**	**3,716**	**61.1**	**- 7.3**
Raymond H. Smith	Con	1,722	28.3	- 3.2
Peter B. Lilley	Con	1,718	28.3	- 3.0
David A. Mahony	Con	1,698	27.9	- 2.9
Mildred M. Bolton	L	592	9.7	
David A. Radcliffe	L	592	9.7	
Richard I.M. Fife	L	559	9.2	
Lab to Con swing 1.8%	Maj	2,147	35.3 ●	
		2,052	33.8 ●	
		1,994	32.8 ●	

St John

1974 electorate %turnout		8,217	28.8	- 8.1
***Nigel B. Morgan**	**Lab**	**1,460**	**66.9**	**- 2.1**
***John V. Tilley**	**Lab**	**1,408**	**64.5**	**- 4.1**
Lesley M. Smith	**Lab**	**1,399**	**64.1**	**- 3.7**
Anthony W.J. Steer	Con	604	27.7	+ 1.6
David T.R. Cain	Con	574	26.3	+ 0.4
Barbara L. Hayr	Com	560	25.7	+ 0.7
James A. Cuming	L	186	8.5	
Susan B. Cuming	L	173	7.9	
Lab to Con swing 1.8%	Maj	856	39.2 ●	
		804	36.8 ●	
		795	36.4 ●	

Southfield

1974 electorate %turnout		10,734	37.3	- 1.9
***Wayne T. Parfitt**	**Lab**	**1,812**	**47.6**	**- 9.5**
***Leonard G. Foody**	**Lab**	**1,764**	**46.3**	**- 10.5**
***Elizabeth M. Rackham**	**Lab**	**1,707**	**44.8**	**- 11.3**
Margaret E. Lane	Con	1,643	43.2	- 0.2
Edward J.U. Lister	Con	1,633	42.9	- 0.4
George W.H. Peters	Con	1,624	42.7	- 0.5
Colin H, Smith	L	419	11.0	
Penelope A. Paterson	L	412	10.8	
Bartholomew Daly	L	405	10.6	
Lab to Con swing 5.0%	Maj	169	4.4 ●	
		121	3.1 ●	
		64	1.6 ●	

St Mary's Park

1974 electorate %turnout		10,485	32.6	- 11.1
***Martin J. Linton**	**Lab**	**1,943**	**61.7**	**- 4.5**
***Edward G. Wilson**	**Lab**	**1,924**	**61.1**	**- 4.2**
***Tracey S.H. Tilley**	**Lab**	**1,894**	**60.2**	**- 4.9**
Clive H.A. Landa	Con	1,034	32.8	+ 3.1
Julia F. Chambers	Con	1,017	32.3	+ 2.7
Marthe E. Romilly	Con	986	31.3	+ 2.0
David J. Warren-Davis	L	234	7.4	+ 1.1
David C. MacFarlane	L	209	6.6	+ 1.9
Amanda A. Reiss	L	204	6.5	+ 2.6
Lab to Con swing 3.7%	Maj	909	28.9 ●	
		890	28.3 ●	
		860	27.4 ●	

Springfield

1974 electorate %turnout		11,131	38.9	- 5.7
Colin Clegg	**Lab**	**2,233**	**53.3**	**- 7.7**
Judith M. Chegwidden	**Lab**	**2,171**	**51.8**	**- 9.2**
Geoffrey A. Broughton	**Lab**	**2,143**	**51.1**	**- 8.6**
Sarah Hearn	Con	1,534	36.6	- 3.0
Christopher N. Storey	Con	1,508	36.0	- 3.5
Edward D.M. Tod	Con	1,470	35.1	- 4.3
Warren W. Knock	L	440	10.5	
Hugh F.S. Thompson	L	435	10.4	
Wendy M. Morris	L	427	10.2	
Kathleen M. Norbury	Comm	73	1.7	
Lab to Con swing 2.4%	Maj	699	16.7 ●	
		637	15.2 ●	
		609	14.5 ●	

Shaftesbury

1974 electorate %turnout		8,294	33.6	- 9.2
***James A. Golding**	**Lab**	**1,739**	**67.7**	**+ 2.7**
***Herbert A. Harrison**	**Lab**	**1,711**	**66.6**	**+ 2.1**
***Philippa F.B. Campbell**	**Lab**	**1,662**	**64.7**	**+ 2.5**
Brian Clapton	Con	718	28.0	- 4.7
Bernard F. Nichols	Con	689	26.8	- 5.6
Gladys A. Nichols	Con	667	26.0	- 5.4
Simon Patch	L	193	7.5	
Lorraine Pemberton	L	153	6.0	
Con to Lab swing 3.8%	Maj	1,021	39.7 ●	
		993	38.6 ●	
		944	36.7 ●	

Thamesfield

1974 electorate %turnout		10,331	44.3	+ 1.0
Paul N. Adams	**Lab**	**1,863**	**42.5**	**- 12.4**
***Hugh A. Stephenson**	**Lab**	**1,860**	**42.4**	**- 12.1**
Patricia Benians	**Lab**	**1,841**	**42.0**	**- 12.1**
Robert A. Good	Con	1,737	39.6	- 6.7
Patrick Handyside	Con	1,690	38.5	- 6.9
Reuben L. Tachon	Con	1,637	37.3	- 7.6
Walter V. Hain	L	545	12.4	
Constance P. Kettle	L	534	12.2	
Romaine T. Timaeus	L	502	11.4	
Frances A. Burton	TC	335	8.3	
John R. Pullen-Burry	TC	304	6.9	
Ronald J. Ferdinand	TC	277	6.3	
Lab to Con swing 2.6%	Maj	126	2.9 ●	
		123	2.8 ●	
		104	2.4 ●	

Tooting

1974 electorate %turnout		9,859	31.8	- 20.5
Robert B. Bastin	**Lab**	**1,673**	**54.5**	**- 9.8**
Christine A. McGarry	**Lab**	**1,646**	**53.6**	**- 10.2**
***Vibert C. Luthers**	**Lab**	**1,621**	**52.8**	**- 9.7**
Keith L. Best	Con	1,030	33.5	+ 0.2
Roy Flynn	Con	969	31.5	- 1.5
Joseph Yelland	Con	927	30.2	- 2.7
Alexander G. McLaughlin	L	308	10.0	+ 6.2
Robert E. Lewis	Comm	142	3.4	
Lab to Con swing 3.1%	Maj	643	21.0 ●	
		616	20.1 ●	
		591	19.3 ●	

West Hill

GAIN 3

1974 electorate %turnout		15,196	43.4	- 3.5
John L. Harris	**Con**	**3,135**	**46.5**	**+ 1.4**
Christopher R. Chope	**Con**	**3,127**	**46.4**	**+ 1.3**
Terence M. Walsh	**Con**	**3,002**	**44.6**	**+ 0.4**
*Leonard W. Holmes	Lab	2,925	43.4	- 12.8
Vera Thompson	Lab	2,772	41.2	- 13.8
Trevor K. Watling	Lab	2,742	40.7	- 14.0
Kenneth B.M.Hosking	L	835	12.4	
Lab to Con swing 7.6%	Maj	210	3.1 ●	
		202	3.0 ●	
		77	1.2 ●	

Summary of election results

	Year	Elec	%Poll	Con	Lab	L	Comm	Oth
Balham	1974	9,410	40.0	41.2	43.6	15.2		
	1971	10,469	34.3	45.2	54.8			
Bedford	1974	10,444	32.1	40.8	45.6	10.3	3.3	
	1971	11,268	30.9	50.1	49.9			
Earlsfield	1974	9,016	34.4	34.9	50.2	14.9		
	1971	10,162	30.9	39.6	60.4			
Fairfield	1974	8,573	27.9	35.8	64.2			
	1971	9,447	37.1	30.2	65.8		4.0	
Furzedown	1974	11,462	35.7	34.4	52.1	11.0	2.5	
	1971	11,673	49.0	35.8	61.7		2.5	
Graveney	1974	10,671	27.3	25.9	59.5	10.2	4.5	
	1971	11,009	39.1	23.2	71.7		2.9	2.2
Latchmere	1974	9,654	25.2	8.9	86.3	4.8		
	1971	9,041	44.2	10.8	86.2		3.0	
Nightingale	1974	10,807	34.0	53.0	37.3	9.7		
By-election	1974	10,807	34.0	53.0	37.3	9.7		
	1971	11,969	33.8	56.7	43.3			
Northcote	1974	8,738	41.1	41.3	39.6	19.1		
	1971	9,938	41.1	41.5	49.8	6.2		2.4
Putney	1974	15,023	43.2	55.6	28.1	12.7	3.6	
	1971	15,732	43.2	55.7	39.3		5.0	
Queenstown	1974	7,972	24.2	14.4	85.6			
	1971	7,611	35.9	14.3	73.7		12.0	
Roehampton	1974	14,903	43.0	28.2	62.2	9.5		
	1971	14,653	48.8	31.2	68.8			
St John	1974	8,217	28.8	26.6	65.8	8.2		
	1971	9,117	36.9	25.6	68.5		1.7	4.2
St Mary's Park	1974	10,485	32.6	32.1	61.0	6.8		
	1971	10,279	43.7	29.5	65.5		5.0	
Shaftesbury	1974	8,294	33.6	26.9	66.3	6.8		
	1971	8,806	42.8	32.1	63.9		3.9	
Southfield	1974	10,734	37.3	42.9	46.2	10.8		
	1971	10,780	39.2	43.3	56.7			
Springfield	1974	11,131	38.9	35.9	52.0	10.4	1.7	
	1971	11,603	44.6	39.5	60.5			
Thamesfield	1974	10,331	44.3	38.5	42.3	12.0		7.2
	1971	11,461	43.3	45.5	54.5			
Tooting	1974	9,859	31.8	31.7	53.6	10.0	4.6	
	1971	10,263	52.3	33.1	63.5	3.4		
West Hill	1974	15,196	43.4	45.8	41.8	12.4		
	1971	15,418	46.9	44.7	55.3			

Councillors' majorities

1.	● John Turney	Bedford	1	0.0
2.	● Martin Johnson	Northcote	4	0.1
3.	● Bill Johnston	Balham	13	0.4
4.	● Michael Ward	Balham	16	0.4
5.	● Gordon Passmore	Northcote	18	0.6
6.	● Fred Butcher	Northcote	37	1.1
7.	● Terry Walsh	West Hill	77	1.2
8.	● Elizabeth Rackham	Southfield	64	1.6
9.	● Patricia Benians	Thamesfield	104	2.4
10.	● Hugh Stephenson	Thamesfield	123	2.8
11.	● Paul Adams	Thamesfield	126	2.9
12.	● Christopher Chope	West Hill	202	3.0
13.	● Len Foody	Southfield	121	3.1
14.	● John Harris	West Hill	210	3.1
15.	● William Barrow	Balham	111	3.2
16.	● Edward Fair	Bedford	120	3.7
17.	● Thomas Geldart	Bedford	133	4.1
18.	● Wayne Parfitt	Southfield	169	4.4
19.	● Joan Morgan	Earlsfield	381	13.1
20.	● Julian Proudman	Earlsfield	415	14.3
21.	● Geoffrey Broughton	Springfield	609	14.5
22.	● Dennis Mallam	Nightingale	506	14.6
23.	● Gwynneth Morgan	Nightingale	517	14.9
24.	● Judith Chegwidden	Springfield	637	15.2
25.	● Maurice Heaster	Nightingale	534	15.4
26.	● Frank Sims	Furzedown	622	15.4
27.	● Stephen Cogill	Furzedown	648	16.0
28.	● Colin Clegg	Springfield	699	16.7
29.	● Bill Ballantine	Earlsfield	490	16.8
30.	● Bert Luthers	Tooting	591	19.3
31.	● James Dixon	Furzedown	812	20.0
32.	● Christine McGarry	Tooting	816	20.1
33.	● Robert Bastin	Tooting	643	21.0
34.	● Francis Snary	Putney	1,640	25.5
35.	● Susan Ward	Fairfield	560	25.7
36.	● Michael Chartres	Putney	1,652	25.7
37.	● Tracey Tilley	St Mary's Park	860	27.4
38.	● David Rattigan	Graveney	807	27.6
39.	● Christopher Helm	Graveney	819	28.0
40.	● Edward Wilson	St Mary's Park	890	28.3
41.	● Margaret Williams	Putney	1,823	28.3
42.	● Arthur Hill	Graveney	838	28.6
43.	● Martin Linton	St Mary's Park	909	28.9
44.	● Christopher Purnell	Fairfield	643	29.5
45.	● Dorothy Smith	Fairfield	650	29.7
46.	● Peter Ackhurst	Roehampton	1,994	32.8
47.	● David Nicholas	Roehampton	2,052	33.8
48.	● Ian McGarry	Roehampton	2,147	35.3
49.	● Lesley Smith	St John	795	36.4
50.	● Philippa Campbell	Shaftesbury	944	36.7
51.	● John Tilley	St John	804	36.8
52.	● Bert Harrison	Shaftesbury	993	38.6
53.	● Nigel Morgan	St John	856	39.2
54.	● James Goulding	Shaftesbury	1,021	39.7
55.	● Ronald Simms	Queenstown	1,188	68.1
56.	● Albert Jones	Queenstown	1,251	71.7
57.	● Ada Hoadley	Queenstown	1,264	72.5
58.	● Fred Shaw	Latchmere	1,682	75.3
59.	● Maurice Lawson	Latchmere	1,726	77.3
60.	● Alex McLaughlin	Latchmere	1,742	78.0

Labour: 48 seats

Latchmere	3 Lab	1,717	76.9
Queenstown	3 Lab	1,234	70.8
Shaftesbury	3 Lab	986	38.3
St John	3 Lab	818	37.5
Roehampton	3 Lab	2,064	34.0
Fairfield	3 Lab	618	28.3
St Mary's Park	3 Lab	886	28.2
Graveney	3 Lab	821	28.1
Tooting	3 Lab	617	20.1
Furzedown	3 Lab	694	17.1
Springfield	3 Lab	648	15.5
Earlsfield	3 Lab	429	14.7
Southfield	3 Lab	118	3.0
Thamesfield	3 Lab	118	2.7
Bedford	3 Lab	85	2.6
Balham	3 Lab	47	1.3

Labour majority: 36 seats

Northcote	3 Con	20	0.6
West Hill	3 Con	163	2.4
Nightingale	3 Con	519	15.0
Putney	3 Con	1,705	26.5

Conservatives: 12 seats

Incoming and outgoing councillors

Councillors newly elected (22)

- Paul Adams (Thamesfield)
- Patricia Benians (Thamesfield)
- Geoffrey Broughton (Springfield)
- Judith Chegwidden (Springfield)
- Christopher Chope (West Hill)
- Colin Clegg (Springfield)
- Stephen Cogill (Furzedown)
- Edward Fair (Bedford)
- Thomas Geldart (Bedford)
- John Harris (West Hill)
- Christopher Helm (Graveney, elected in 1972 by-election)
- Bill Johnston (Balham)
- Maurice Lawson (Latchmere)
- Bert Luthers (Tooting, elected in 1973 by-election)
- Christine McGarry (Tooting)
- Joan Morgan (Earlsfield)
- Christopher Purnell (Fairfield)
- Lesley Smith (St John)
- John Turney (Bedford)
- Terry Walsh (West Hill)
- Michael Ward (Balham)
- Susan Ward (Fairfield)

Councillors returning (7)

- Robert Bastin (Tooting)
- Fred Butcher (Northcote)
- Maurice Heaster (Nightingale, elected in 1972 by-election)
- Martin Johnson (Northcote)
- Gwynneth Morgan (Nightingale)
- Dennis Mallam (Nightingale)
- Gordon Passmore (Northcote)

Councillors standing down (23)

- Tony Belton (Northcote - appointed Alderman)
- Susan Bovey (Balham)
- Amy Bush (Earlsfield)
- Ian Campbell (Springfield)
- William Carnie (Graveney)
- George Cooley (Roehampton)
- Penelope Corfield (Furzedown)
- Peter Donoghue (Nightingale)
- Samuel Dougherty (West Hill)
- Bernard Dwyer (Latchmere)
- Oliver Farley (Springfield)
- Eva Goatley (Bedford)
- Ralph Holmes (Tooting)
- Patrick Kelly (Earlsfield)
- Max Madden MP (Graveney)
- Maria Marshall (Fairfield)
- Leslie Massey (Northcote)
- Joan Morgan (Northcote)
- Jean Nicholas (West Hill)
- Leslie Rice (Bedford)
- William Roberts (Nightingale)
- Bernard Rosewell (Tooting)
- Brian Sedgemore MP (Thamesfield)

Councillors defeated (3)

- Norman Berry (Bedford)
- Brian Prichard (elected as Lab in St John, standing in Furzedown)
- Len Holmes (West Hill)

Southfield

Thursday 6 March 1975
Caused by the resignation of Cllr Wayne Parfitt, Lab
Conservative gain

1975 electorate %turnout		10,609	37.2	- 0.1
Edward J.U. Lister	**Con**	**1,943**	**49.2**	**+ 6.3**
John A. Tidball	Lab	1,520	38.5	- 7.7
John Horrocks	L	484	12.3	+ 1.5
Lab to Con swing 7.0%	Maj	423	10.7	

Graveney

Thursday 22 January 1976
Caused by the death of Cllr Arthur Hill, Lab
No change

1976 electorate %turnout		10,520	26.5	- 0.8
Kenneth Solly	**Lab**	**1,245**	**44.7**	**- 14.8**
Francis A. Staff	Con	971	34.9	+ 9.0
Richard F.J. Heron	L	428	15.4	+ 5.2
Edward D. Larkin	Ind Lab	94	3.4	
Dennis Ellwand	Comm	48	1.7	- 2.8
Lab to Con swing 11.9%	Maj	274	9.8	

Southfield

Thursday 10 June 1976
Caused by the death of Cllr Leonard Foody, Lab
Conservative gain

1976 electorate %turnout		10,533	38.8	+ 1.5
Roger Merry-Price	**Con**	**2,061**	**50.5**	**+ 7.6**
Vera Thompson	Lab	1,270	31.1	- 15.1
Diane M. Dawson	NF	480	11.8	
Colin H. Smith	L	270	6.6	- 4.2
Lab to Con swing 11.4%	Maj	791	19.4	

Furzedown

Thursday 4 November 1976
Caused by the death of Cllr Frank Sims, Lab
Conservative gain

1976 electorate %turnout		11,486	31.4	- 4.3
Brian N.C. Prichard	**Con**	**1,716**	**47.6**	**+13.2**
George F. Rowe	Lab	1,260	35.0	- 17.1
Christopher J. Lewis	NF	333	9.2	
Michael P. Sullivan	L	240	6.7	- 4.3
Michael Taylor	Comm	54	1.5	- 1.0
Lab to Con swing 15.2%	Maj	456	12.6	

Putney

Thursday 9 December 1976
Caused by the death of Cllr Francis Snary, Con
No change

1976 electorate %turnout		14,812	29.2	- 14.0
Margaret E. Calcott-James	**Con**	**2,658**	**61.5**	**+ 5.9**
Donald J. Roy	Lab	753	17.4	- 10.7
Peter K. Gerhold	L	620	14.3	+ 1.6
Diane M. Dawson	NF	212	4.9	
David J. Welsh	Comm	78	1.8	- 1.8
Lab to Con swing 8.3%	Maj	1,905	44.1	

The boundary review of 1978

The boundary changes that occurred for the elections of 1978 were relatively modest. The biggest problem was the substantial under-representation of Putney: something that had been enshrined in the creation of Wandsworth, and the depopulation of industrial wards, mainly in the middle of the borough.

All wards bar Balham, Bedford, Furzedown, Graveney, Tooting and Thamesfield had their boundaries altered. The biggest changes occurred in Putney with Roehampton losing the Dover House estate and the village, and Putney ward being split in two: East and West. East Putney was the successor to Putney ward, while West took the Roehampton and Putney leftovers.

The other major change affected West Hill. A new 2-councillor West Hill was drawn. A second two-member ward was created to its south, covering the Inner Park Road and Wimbledon Park areas. This was named Parkside. Finally, those sections east of the District Line were transferred to Southfields, which in turn ceded electors to East Putney ward.

Fairfield and Earlsfield were both reduced to have two councillors. Queenstown also lost a councillor and the Doddington Estate to Latchmere. It gained Battersea Park and the Prince of Wales Drive area from St Mary's Park, so increased in size while its electorate fell.

Latchmere transferred the Winstanley Estate to St John which also gained the East Hill estate and Spencer Park from Fairfield. Shaftesbury then gained pretty much all of the old Lavender ward. St Mary's Park lost the area south of Battersea Park and became safer for Labour. Balham, Nightingale and Northcote were hardly touched. There was little change in Tooting.

The overall number of councillors as a result of this review increased to 61. Had the 1978 boundaries been in place in 1974, the results would likely have been:

Labour 48 seats

3 in Balham, 3 in Bedford, 2 in Earlsfield, 2 in Fairfield,
3 in Furzedown, 3 in Graveney, 3 in Latchmere, 2 in Parkside,
2 in Queenstown, 3 in Roehampton, 3 in St John, 3 in St Mary's Park, 3 in Shaftesbury, 1 in Southfield. 3 in Springfield,
3 in Thamesfield, 3 in Tooting and 3 in West Putney

Conservative 13 seats

3 in East Putney, 3 in Nightingale, 3 in Northcote,
2 in Southfield, 2 in West Hill

Old ward	New ward	split
Balham	Balham	100%
Bedford	Bedford	100%
Earlsfield	Earlsfield	79%
	Springfield	21%
Fairfield	Fairfield	87%
	St John	13%
Furzedown	Furzedown	100%
Graveney	Graveney	100%
Latchmere	Latchmere	91%
	St John	9%
Nightingale	Nightingale	96%
	Northcote	4%
Northcote	Northcote	100%
Putney	East Putney	46%
	West Putney	41%
	West Hill	13%
Queenstown	Queenstown	74%
	Latchmere	26%
Roehampton	Roehampton	77%
	West Putney	23%
St John	St John	84%
	Shaftesbury	16%
Parkside	West Hill	100%
Queenstown	Queenstown	100%
Roehampton	Roehampton	100%
St John	Fairfield	84%
	Latchmere	16%
St Mary's Park	St Mary's Park	78%
	Queenstown	22%
Shaftesbury	Shaftesbury	100%
Southfield	Southfield	88%
	East Putney	12%
Springfield	Springfield	86%
	Nightingale	14%
Thamesfield	Thamesfield	100%
Tooting	Tooting	100%
West Hill	Parkside	42%
	West Hill	37%
	Southfield	19%
	East Putney	2%

Map of wards: 1978-1994

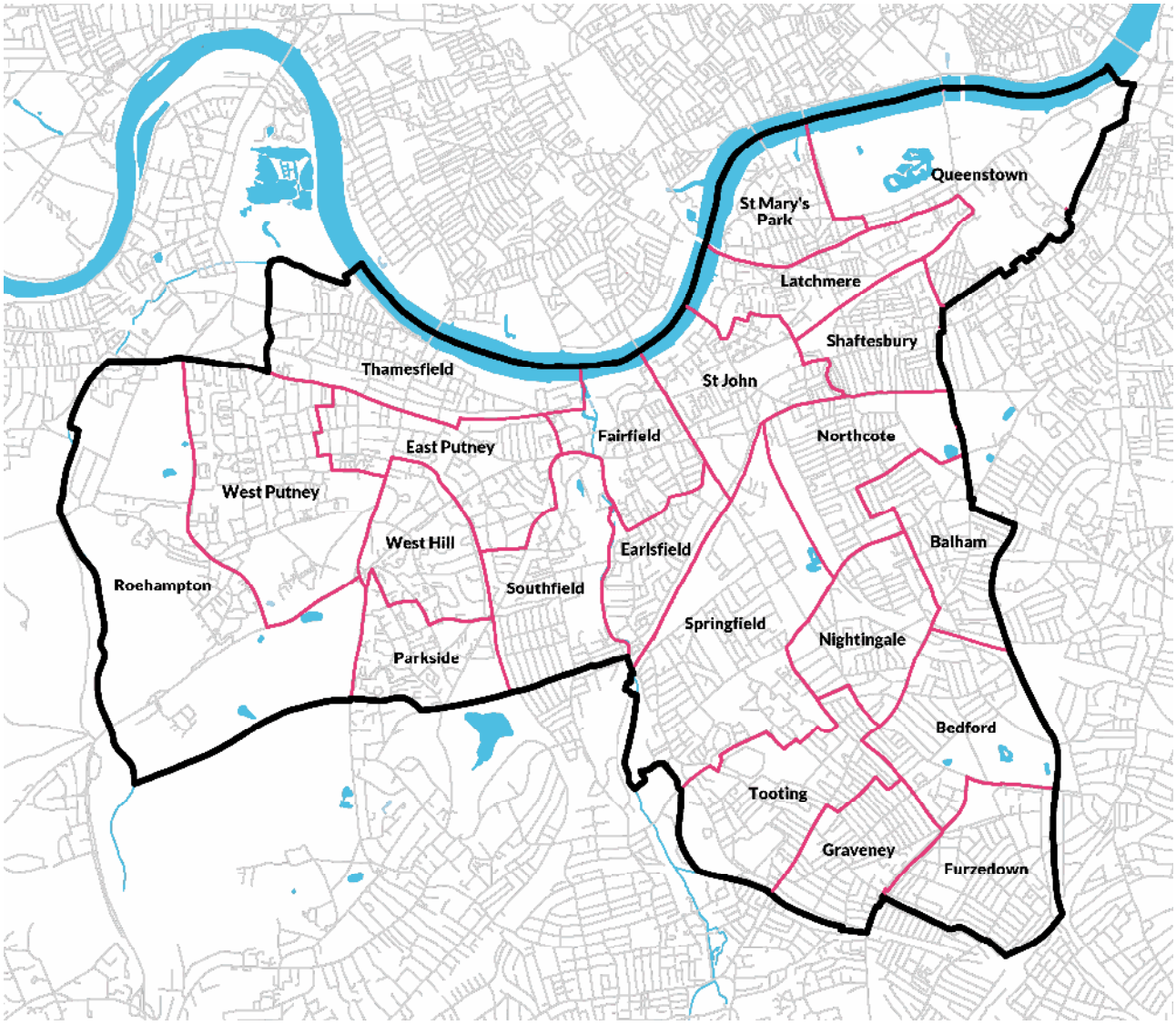

1978

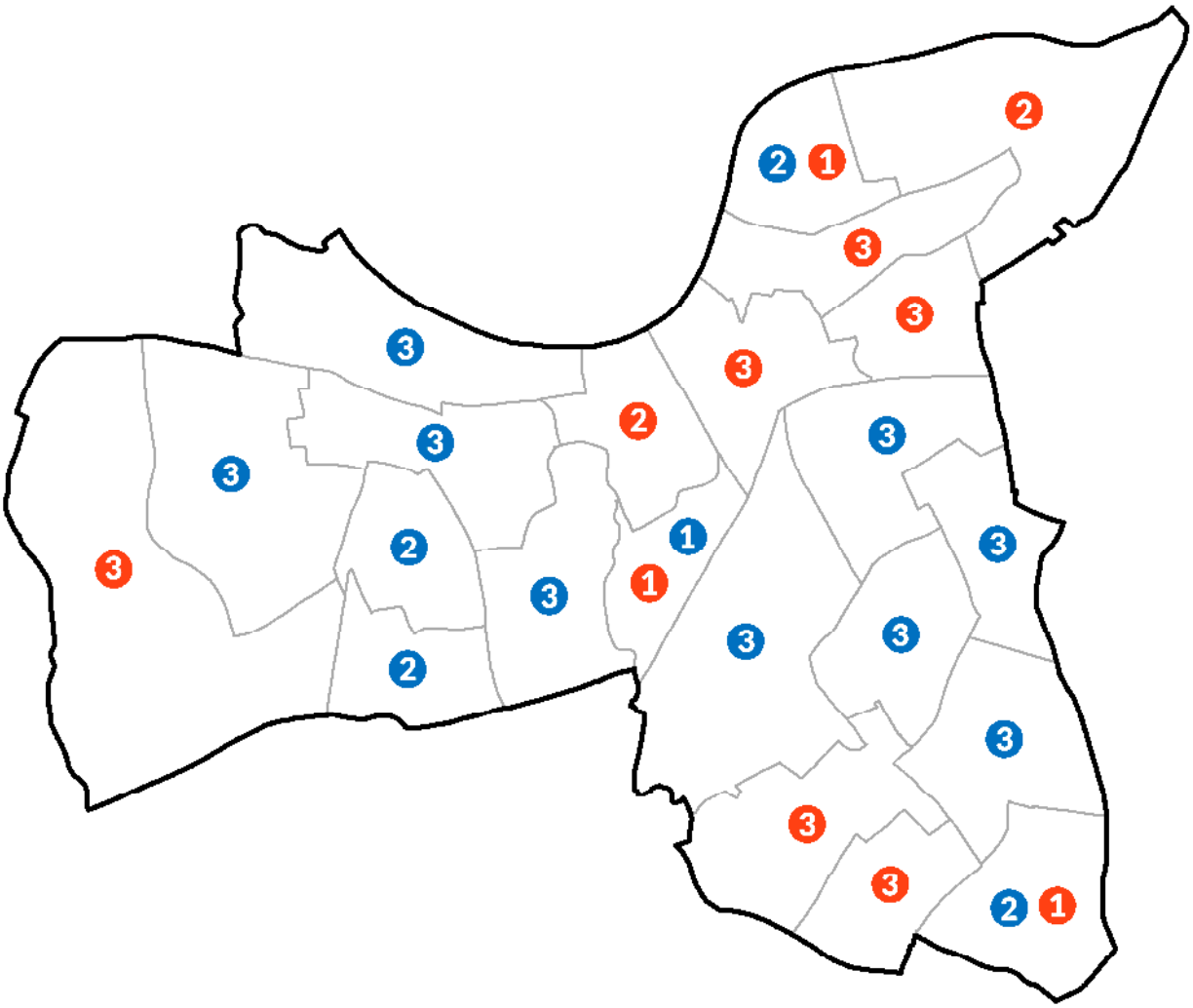

Conservatives	**36**
Labour	**25**

WEEKEND STANDARD

Evening Standard

CLOSING PRICES

47,630 London: Friday May 5 1978 7RR 10p

Tories win three more boroughs

LIB-CON PACT IN LONDON

Standard Reporters

IN A STARTLING reversal of their Westminster role, Liberals in Hammersmith hinted this afternoon that they would form a pact with Tories to oust Labour from control of the Borough.

Last night's borough elections left two Liberal councillors holding the balance of power in Hammersmith.

And after lunching with Tory leader Stuart Leishman, newly-elected Liberal Simon Knott suggested strongly that a deal could be on.

"I am an anti-socialist," he said. "The fact that the local Labour Party in Hammersmith is Marxist ccounts for the big swing against them."

If the Lib-Con pact is set up it would increase the number of boroughs gained by the Tories to four.

They wrested outright control from Labour of Hillingdon, Ealing and Wansworth.

And today in all three they moved at once to make their mark on council operations: "The war on waste starts now," declared Wandsworth leader Dennis Mallam.

AT HILLINGDON, where the Tory victory ended the extraordinary reign of Alderman "King John" Bartlett, the new leader John Watts immediately ordered council officials to stop housing homeless immigrant who land at Heathrow and called a halt to a multi-million pound housing project.

Backing for the migrants ban came from John Watts.

"We are only obliged to house people who are homeless through unforeseen circumstances. My group has never accepted that people who fly 6000 to 7000 miles without making arrangements for housing themselves when they arrive in the UK are homeless through unforeseen circumstances.

"It is our view that they are homeless through their own negligence."

AT EALING Tory leader Mrs Beatrice Howard said: "Council housing was Labour's sacred cow. We are going to change all that and will concentrate on selling council houses to the tenants who want them."

AT WANDSWORTH new leader Mr Mallam said:

Cont. Back Page, Col. 1

Jim's red light turns to amber

By Robert Carvel

OPPOSITION leader Margaret Thatcher was the first of the party leaders to comment today on the local election results. "We did very well," she said.

"What it means is that Mr Callaghan will be certain to lose a General Election. There are a lot of marginal seats."

There are. But who has won right now? Mrs Thatcher was commenting only on the capital's voting — by far the brightest feature for the Tories in voting which embraced half the electorate of England.

It was not easy today to reach a verdict on what was almost certainly the final confused round of annual local polling before the General Election.

Prime Minister Callaghan has received no clear go-ahead green signal for calling that contest. But my assessment is that the lights have changed to red-and-amber.

In Scotland and the electorally sensitive North-West of England, this week's voting has been clearly favourable for Labour.

In London and the Home Counties, the trend was substantially in the Tories' favour, while in the Midlands, honours were even.

That summary of the results —in advance of detailed analysis—suggests that, on the whole, in national electoral terms, Mr Callaghan has narrowly won on points.

He could not risk a June election, but the way the tide

Cont. Back Page, Col. 2

Evening Standard: Herbie Knott

DRIVEN OUT . . . a grim John Bartlett and his wife about to leave the count at Hillingdon where the former Labour leader failed to win a seat.

- How London voted Pages 8, 9 and 10
- Tory swing misses big prize Page 6
- Focus is a Liberal winner Page 7
- Leader comment: Page 21

TWA: Boston £63 (£146 return)

Daily 747 departing at 11.00.

Call your travel agent and ask about TWA's new Budget and Standby fares. (These fares are subject to a seasonal increase from July 1st.)

TWA carries more scheduled passengers across the Atlantic than any other airline.

TWA No.1 across the Atlantic.

Tonight's TV: 2 • Londoner's Diary: 20 • Weekend TV: 22 • Entertainment: 30 • City: 48 • Sport: 52

STANDARD FOCUS ON THE TOWN HALL BATTLE . . .

The Tory swing misses big prize

By Michael King

A NIGHT of marathon counts and recounts ended today with the Tories gaining a hatful of local council seats—but taking control of only three boroughs.

The Tories increased their total seats from 596 tao 915—but the closeness of the battle was highlighted in two boroughs.

In Hammersmith, the Tories and Labour had an exact split 24—24, and the two Liberals held the balance of power.

And in Islington, two councillors — one Labour, one Tory — had to draw straws after five recounts had resulted in the exact same figure —1682.

The Tories took control of Ealing, Hillingdon and Wandsworth, but the big prize, control of Inner London Education Authority remained well beyond their group.

WANDSWORTH'S new Tory leader Dennis Mallam, 51, has staged a long and persistent campaign against his Labour opponents

A WOMAN ALONE . . . the new Tory leader of Ealing Council, Beatrice Howard.

Tony Gay

STRAW POLL . . . Don Broomfield (centre) and Gerry Southgate, on his right, as the Islington count scrutineers prepare the tie-break.

Last straw in Islington...

THE Labour leader of Islington Council, Councillor Gerry Southgate, held his seat by drawing a straw this morning after five recounts in the Clerkenwell ward had produced a dead heat.

He drew a straw to defeat his Conservative opponent Mr Don Bromfield, a former Conservative leader of the council.

Both candidates tied on 1682 votes. After five recounts the returning officer, Mr Hugh Dewing, produced two paper straws. Councillor Southgate drew the marked straw.

The final result read: Southgate 1683, Bromfield 1682. The straws were drawn at 5.30 a.m. Results in the other 19 Islington wards had been declared by 2 a.m.

Councillor Southgate said after drawing the straw: "I look forward to the next four years. I am somewhat humbled in view of the result I have received."

Consolation

Several recounts are due later today, but these will make no difference to the final line up of boroughs. The Tories now control 15, plus their two safe boroughs of Westminster and Kensington-Chelsea where counting was taking place today. The Labour party controls 14 boroughs.

On the results so far available the Tories have a total of 915 seats on London boroughs, a gain of 319. Labour has 781, a loss of 294.

The election gave the Tories one minor consolation prize—control of the London Boroughs Association. This has no real power beyond acting as negotiating body with the Government when London's share of rate grant is fixed.

Tory cheers were loudest in Hillingdon where a victory bonus was the defeat of the former Labour leader, ex-alderman John Bartlett.

Hounslow, Haringey and Brent were widely expected to go Tory but failed to match up to the swings of recent Parliamentary by-elections.

Five Tory wins were needed in inner London to capture ILEA but only Wandsworth fell. There, repeated steep rate rises came home to roost to give the Tories a handsome majority. The borough's new leader Dennis Mallam, 51, will be in the town hall today to begin an economy drive.

None of the National Front's 691 candidates has so far won a London seat and the Liberals claim the NF has failed in its bid to push them into fourth place in the political pecking order.

It was a night of mixed fortunes for the Liberals. Hammersmith is their biggest coup and there was immediate speculation that there would be a Tory-Liberal alliance to keep Labour out.

At Tory Richmond there was a big increase in the strength of the Liberal opposition, with Labour losing all its seats.

But Liberal leader David Bloomfield lost his Kew seat to a Tory.

And for good measure a Liberal defeated the council's Tory leader Mr Harry Hall in the East Twickenham ward. Mr Hall had been leader for 13 years.

Tony Sweeney, 46, who led the three-month dustmen's strike in Kensington and Chelsea in 1974, was elected a Labour member for Avondale Ward.

Labour had a shock at Tower Hamlets losing seven seats to the Liberals, including that of their deputy leader.

A high poll in some areas, together with the long lists of fringe candidates on many ballot papers, are thought to have been at least two reasons for the draw-out counts in many boroughs.

Total seats

THE TORIES new control: Barnet, Bexley, Bromley, Croydon, Ealing, Enfield, Harrow, Havering, Hillingdon, Kingston, Merton, Redbridge, Richmond, Sutton, Wandsworth and are expected to retain control of Kensington-Chelsea and Westminster.

LABOUR new controls: Barking, Brent, Camden, Greenwich, Hackney, Haringey, Hounslow, Islington, Lambeth, Lewisham, Newham, Southwark, Tower Hamlets, Waltham Forest.

NO overall control: Hammersmith.

This is the latest line-up of London borough seats compared to the last election.

	Tory	Lab	Lib	Others	To be declared	Total*
1974	723	1074	32	38	—	1867
1978	954	784	29	33	86	1862
	+231	−290	−3	−5		+95

*** Totals differ because of ward boundary changes. For this reason gains and losses cannot be computed.**

PRACTICAL HOUSEHOLDER
BEST HOME-IMPROVEMENT MAGAZINE
JUNE ISSUE OUT NOW 30p
FREE
24-PAGE HANDBOOK
Save time and trouble with this detailed guide to power tools and how to use them.
● PLANT COSTING
Hire of plant v time and labour
● OUTSIDE MAINTENANCE
Flat roofs, flashings, brickwork
● KNOCKDOWN JOBS
Making openings for windows, doors, larger rooms
● SAFER ELECTRICS
Is your family safe in their home?

Seven-year-old porn stars

PEERS were told today of "child porn" magazines showing children as young as seven taking part in various sexual acts.

Baroness Faithfull gave a list of magazines with titles such as Juicy Teens, Children Love and Lolita as she asked the Lords to approve the principle of a Bill to curb the activities of child pornographers.

She said the nub of the measure, the Protection of Children Bill, was to prevent the taking and distribution of indecent photographs of children under 16.

Anti porn campaigner Mrs Mary Whitehouse listened as Lady Faithful moved the second reading of the Bill.

It had come from the Commons where it was sponsored by Tory MP for Beckenham, Mr Cyril Townsend.

The Bill strengthens the law against child pornography and provides for fines of up to £10,000 and three-year prison sentences.

"It is reasonable to suppose that the British merchants of child porn magazines will seek to develop their own lucrative markets in this country, using British children even more extensively than has been done in the past," she said.

Moro 'killed' phone calls

ROME—Anonymous telephone callers in Brussels and Rome claimed today that the Red Brigade's kidnappers of former Premier Aldo Moro had killed their hostage.

There was no immediate way of checking the authenticity of the calls which were made to the Belgian news agency Belga and to the Rome office of the Milan daily newspaper Corriere Della Sera. (Reuter).

Home help

LOCAL councils will be allowed to give cash help to householders who insulate lofts and lag pipes and tanks under a Government Bill published today.

LAST FEW DAYS
ASTROLOGY, YOGA, SPORTS, ANCIENT WISDOMS, CRAFTS, HEALTH & HEALING, UFO's, ECOLOGY & ENVIRONMENT, COOKERY DEMONSTRATIONS, GIANT MAYPOLE and more.....
2nd FESTIVAL FOR MIND & BODY
10am-9pm DAILY: 11am-7pm SUNDAYS OLYMPIA
Saturday 29th April - Sunday 7th May 1978

Balham

1978 electorate %turnout		9,335	47.5	+ 7.5
Sonya M. Driver	**Con**	**2,331**	**55.6**	**+13.3**
Charles Shepherd	**Con**	**2,305**	**55.0**	**+14.3**
***Michael D. Chartres**	**Con**	**2,251**	**53.7**	**+13.2**
*William C. Burrow	Lab	1,690	40.3	- 5.2
*Philippa Campbell	Lab	1,621	38.7	- 4.0
Gulzar A. Butt	Lab	1,575	37.6	- 2.9
Robert S. Kimbell	L	268	6.4	- 9.1
Lab to Con swing 9.2%	Maj	641	15.3 ●	
		615	14.7 ●	
		561	13.4 ●	

0% change

Bedford

1978 electorate %turnout		10,227	43.4	+11.3
John M. Rattray	**Con**	**2,223**	**53.6**	**+10.6**
Richard S. Hickmet	**Con**	**2,180**	**52.5**	**+12.3**
Sidney Morris	**Con**	**2,163**	**52.1**	**+13.0**
*Thomas Geldart	Lab	1,909	46.0	- 1.1
Stuart H.J. Hercock	Lab	1,821	43.9	- 2.8
Sean C. Creighton	Lab	1,764	42.5	- 0.5
Nina C. Temple	Comm	129	3.1	- 0.2
Lab to Con swing 6.7%	Maj	314	7.6 ●	
		271	6.5 ●	
		254	6.1 ●	

0% change

Earlsfield

1978 electorate %turnout		6,673	47.4
***William J. Ballantine**	**Lab**	**1,133**	**38.8**
Bryan P. Barrow	**Con**	**1,094**	**37.4**
Simon Burns	Con	1,057	36.2
Neville R.G. Hortas	Lab	1,022	35.0
Paul Bowdage	L	675	23.1
Robert Lewis	L	672	23.0
Patrick Haines	NF	108	3.7
Louisa Wortham	NF	84	2.9
Lab to Con swing 9.1%	Maj	76	2.6 ●
		72	2.4 ●

20% change: Notional 1974 result:
Labour 1,176 (51.1), Conservative 758 (32.9), Liberal 369 (16.0%); Labour majority: 418 (18.2%)

East Putney

1978 electorate %turnout		9,995	47.9
Katrina J. Arden	**Con**	**3,200**	**70.4**
***Christopher R. Chope**	**Con**	**3,191**	**70.2**
Christopher J. Flind	**Con**	**3,147**	**69.2**
Margaret R. Blake	Lab	1,072	23.6
Robert J. Hitchisson	Lab	1,023	22.5
Valerie Williams	Lab	994	21.9
Robert B.P. Davie	L	340	7.5
John H. Ferguson	L	339	7.5
Peter S. Norman	L	330	7.3
Lab to Con swing 5.9%	Maj	2,128	46.8 ●
		2,119	46.6 ●
		2,075	45.6 ●

53% change Notional 1974 result:
Conservative 2,306 (60.7%), Labour 980 (25.3%), Liberal 414 (10.9%), Communist 120 (3.2%); Conservative majority: 1,326 (35.4%)

Fairfield

1978 electorate %turnout		6,656	50.0
***Julian P. Proudman**	**Lab**	**1,439**	**46.7**
***Dorothy M. Smith**	**Lab**	**1,420**	**46.1**
Matthew F. Parris	Con	1,407	45.7
Julian C.H. Dunlop	Con	1,406	45.7
Anthony W. Perry	NF	142	4.6
David P. Patterson	L	135	4.4
Richard De Jongh-Wagenaar	NF	111	3.6
Ruth Bowdage	L	99	3.2
Lab to Con swing 12.8%	Maj	32	1.0 ●
		13	0.4 ●

9% change Notional 1974 result:
Labour 1,235 (63.1%), Conservative 723 (36.9%); Labour majority: 512 (26.2%)

Furzedown

1978 electorate %turnout		10,981	45.2	+ 9.5
Alfred C. Jessiman	**Con**	**2,373**	**50.2**	**+15.1**
***Brian N.C. Prichard**	**Con**	**2,370**	**50.1**	**+15.3**
***James T. Dixon**	**Lab**	**2,290**	**48.4**	**- 6.6**
Alan J. Witherby	Con	2,245	47.5	+14.0
Marcia J. Davies	Lab	2,000	42.3	- 8.7
Trevor K. Watling	Lab	1,873	39.6	- 10.8
Elizabeth Sharp	L	257	5.4	- 5.6
David McLoughlin	Comm	89	1.9	- 0.6
Lab to Con swing 11.8%	Maj	373	7.9 ●	
		370	7.8 ●	
		45	0.9 ●	

0% change

Graveney

1978 electorate %turnout		9,938	38.1	+10.8
***Anthony J. Belton**	**Lab**	**1,889**	**52.9**	**- 7.1**
***Judith M.Chegwidden**	**Lab**	**1,879**	**52.7**	**- 6.7**
***Tracey S.V. Tilley**	**Lab**	**1,868**	**52.3**	**- 6.7**
Victoria A. Hackett	Con	1,367	38.3	+ 6.9
Ernest Sinfield	Con	1,353	37.9	+14.3
Frederick C. Ward	Con	1,323	37.1	+14.5
Michael P. Sullivan	L	220	6.2	- 4.0
Denis Ellwand	Comm	122	3.4	- 1.1
Lab to Con swing 9.4%	Maj	522	14.6 ●	
		512	14.4 ●	
		501	14.0 ●	

0% change

Latchmere

1978 electorate %turnout		7,662	37.6
***Maurice E. Lawson**	**Lab**	**1,532**	**58.7**
***Elsie A. Hoadley**	**Lab**	**1,497**	**57.4**
Frederick C. Wells	**Lab**	**1,366**	**52.4**
Jonathan P.W. Coleman	Con	841	32.2
Gerald M. Harford	Con	818	31.4
John Rickatson-Hatt	Con	730	28.0
Gary J. Acres	NF	331	12.7
Michael J. Salt	NF	315	12.1
Gary M. Savage	NF	304	11.7
Nicolas Rule	SLA	30	1.2
Lab to Con swing 25.2%	Maj	691	26.5 ●
		656	25.2 ●
		525	20.2 ●

33% change Notional 1974 result:
Labour 2,138 (86.1%), Conservative 249 (10.0), Liberal 96 (3.9%); Labour majority: 1,889 (76.1%)

Nightingale

1978 electorate %turnout		10,293	40.2
Peter D. Donoghue	**Con**	**2,501**	**65.3**
***Maurice A.S. Heaster**	**Con**	**2,431**	**63.5**
***Dennis T.L. Mallam**	**Con**	**2,406**	**62.9**
Charlotte J.S. Atkins	Lab	1,312	34.3
James A. Golding	Lab	1,261	32.9
Caroline M.E. Langridge	Lab	1,197	31.3
Catherine D. Kennington	SLA	125	3.3
Lab to Con swing 9.2%	Maj	1,189	31.0 ●
		1,119	29.2 ●
		1,094	28.6 ●

17% change Notional 1974 result:
Conservative: 2,078 (53.9%), Labour 1,400 (36.3%), Liberal 375 (9.7%), Communist 5 (0.1%); Conservative majority: 678 (17.6%)

Northcote

1978 electorate %turnout		9,482	46.2
***Martin D. Johnson**	**Con**	**2,446**	**60.0**
Robert F. Marshall	**Con**	**2,390**	**58.6**
***Gordon S. Passmore**	**Con**	**2,383**	**58.4**
Leslie Connell	Lab	1,491	36.6
Christopher G. Yapp	Lab	1,383	33.9
Leon Kreitzman	Lab	1,365	33.5
Alfred Brown	L	272	6.7
Joan Golding	L	254	6.2
Cecil V. Gittins	L	248	6.1
Lab to Con swing 11.3%	Maj	955	23.4 ●
		899	22.0 ●
		892	21.8 ●

4% change Notional 1974 result:
Conservative 1,437 (41.3%), Labour 1,378 (39.6%), Liberal 663 (19.1%); Conservative majority: 59 (1.7%)

Parkside

1978 electorate %turnout		6,349	54.8
Arnold J. Cooper	**Con**	**1,971**	**59.8**
***Terence M. Walsh**	**Con**	**1,886**	**57.3**
Samuel P. Dougherty	Lab	1,224	37.2
Donald J. Roy	Lab	1,108	33.6
Gerard E.D. Bonham-Carter	L	233	7.1
Ann M. Corkett	L	165	5.0
Lab to Con swing 13.3%	Maj	747	22.6 ●
		662	20.1 ●

67% change Notional 1974 result:
Labour 1,304 (47.1%), Conservative 1,212 (43.8%), Liberal 252 (9.1%); Labour majority: 92 (3.3%)

Queenstown

1978 electorate %turnout		7,003	34.5
***Ronald H. Simms**	**Lab**	**1,175**	**52.8**
George F. Rowe	**Lab**	**1,168**	**52.5**
Frederick Boulton	Con	816	36.7
Mahmood A. Zaffar	Con	717	32.2
Kenneth Hampton	NF	176	7.9
John T. Smart	NF	161	7.2
Jennifer Patch	L	92	4.1
Simon R. Patch	L	73	3.3
Claire Cadogan	SLA	46	2.1
Paul W. Ekins	SLA	27	1.2
Lab to Con swing 9.0%	Maj	359	16.1 ●
		352	15.8 ●

57% change Notional 1974 result:
Labour 1,424 (65.5%), Conservative 640 (29.4%), Liberal 110 (5.1%); Labour majority: 784 (36.1%)

Roehampton

1978 electorate %turnout		9,753	46.3
Vera Thompson	**Lab**	**2,453**	**56.8**
***David Nicholas**	**Lab**	**2,421**	**56.0**
Michael Williams	**Lab**	**2,390**	**55.3**
Terence Sullivan	Con	1,394	32.3
Fay V. Buglass	Con	1,385	32.1
Edith Milne	Con	1,368	31.7
Hildegard Boucher	L	267	6.2
Kathleen Bell	L	261	6.0
Trevor O. Brugger	Labourer	257	5.9
Graham Wingfield	L	249	5.8
Lab to Con swing 7.3%	Maj	1,059	24.5 ●
		1,027	23.7 ●
		996	23.0 ●

34% change Notional 1974 result:
Labour 2,538 (65.0%), Conservative 1,033 (26.5%), Liberal 331 (8.5%); Labour majority: 1,505 (38.5%)

St John

1978 electorate %turnout		8,830	34.5
Samuel J. Jeffers	**Lab**	**1,519**	**54.8**
Peter Marshall	**Lab**	**1,448**	**52.2**
***Nigel B. Morgan**	**Lab**	**1,424**	**51.4**
Vincent J. Chang	Con	1,009	36.4
Brian Clapton	Con	989	35.7
David J. Rosemont	Con	947	34.2
Peter A. Gray	NF	221	8.0
Douglas L. Simons	NF	206	7.4
Vernon Atkinson	NF	202	7.3
William F. Brown	L	136	4.9
Penelope J. Rigby	L	100	3.6
Lab to Con swing 15.3%	Maj	510	18.4 ●
		439	15.8 ●
		415	15.0 ●

40% change Notional 1974 result:
Labour: 1,529 (70.7%), Conservative 490 (22.7%), Liberal 143 (6.6%); Labour majority: 1,039 (48.0%)

St Mary's Park

GAIN 2

1978 electorate %turnout		8,769	41.5
***Martin J. Linton**	**Lab**	**1,610**	**47.3**
Peter Atkinson	**Con**	**1,576**	**46.3**
Marthe E. Romilly	**Con**	**1,535**	**45.1**
Sheila E. Le Fevre	Lab	1,521	44.7
David M. Wilkinson	Con	1,510	44.3
*Michael Ward	Lab	1,505	44.2
Peter Berbridge	NF	202	5.9
Rodney A. Noyce	NF	193	5.7
Brian K. Murrell	NF	183	5.4
Walter Carmichael	WRP	76	2.2
Susan Lofthouse	SLA	65	1.9
Roxane Tudor	SLA	38	1.1
Lab to Con swing 22.7%	Maj	100	3.0 ●
		55	1.6 ●
		14	0.4 ●

22% change Notional 1974 result:
Labour 1,645 (70.4%), Conservative 553 (24.8%), Liberal 124 (4.8%); Labour majority: 1,092 (45.6%)

Shaftesbury

1978 electorate %turnout		10,375	46.5
***Herbert Harrsion**	**Lab**	**2,398**	**53.8**
Francis Jones	**Lab**	**2,273**	**51.0**
***William R. Johnson**	**Lab**	**2,250**	**50.5**
George Ellis-Jones	Con	2,023	45.4
Barbara L. Hayr	Con	1,944	43.6
Jane M. Barry	Con	1,903	42.7
Edward H. Catten	NF	207	4.6
Michael Coles	NF	197	4.4
Brian W. Sibley	NF	167	3.7
Lab to Con swing 14.3%	Maj	375	8.4 ●
		250	5.6 ●
		227	5.1 ●

18% change Notional 1974 result:
Labour 1,968 (64.6%), Conservative 859 (28.2%), Liberal 221 (7.3%); Labour majority: 1,109 (36.4%)

Southfield

1978 electorate %turnout		10,576	47.7
***Roger Merry-Price**	**Con**	**2,749**	**57.4**
Christine E. McMullen	**Con**	**2,686**	**56.1**
Kurt Schwarz	**Con**	**2,593**	**54.1**
David S. Ryan	Lab	1,662	34.7
Maeve Denby	Lab	1,599	33.4
*Christopher A. Purnell	Lab	1,593	33.3
Kenneth B.M. Hosking	L	285	6.0
Colin H. Smith	L	281	5.9
Malcolm S. Wood	L	244	5.1
Leonard A.W. Chalk	Ind	225	4.7
Lab to Con swing 11.0%	Maj	1,087	22.7 ●
		1,024	21.4 ●
		931	19.4 ●

37% change Notional 1974 result:
Conservative 1,964 (44.1%), Labour 1,954 (43.9%), Liberal 533 (12.0%); Conservative majority: 10 (0.2%)

Springfield

1978 electorate %turnout		10,023	52.1
Douglas H. Gosling	**Con**	**2,947**	**57.4**
Jane S. McKenzie-Hill	**Con**	**2,854**	**55.6**
Francis Staff	**Con**	**2,671**	**52.0**
Mary T. Butterworth	Lab	1,931	36.6
*Kenneth Solly	Lab	1,800	36.0
Donald M. Brind	Lab	1,759	35.1
Wendy M. Morris	L	299	5.8
Kathleen Norbury	Comm	111	2.2
Elizabeth Medvei	SLA	59	1.3
Lab to Con swing 19.5%	Maj	1,016	20.8 ●
		923	19.0 ●
		740	15.4 ●

28% change Notional 1974 result:
Labour 2,300 (54.0%), Conservative 1,459 (34.3%), Liberal 432 (10.1%); Communist 68 (1.6%); Labour majority: 841 (19.7%)

Thamesfield

1978 electorate %turnout		10,784	51.2	+ 6.9
Paul A. Beresford	**Con**	**3,164**	**60.2**	**+20.6**
Julia F. Chambers	**Con**	**3,122**	**59.4**	**+20.9**
***Edward J.U. Lister**	**Con**	**3,096**	**58.9**	**+21.6**
Richard Courtney	Lab	1,863	35.4	- 7.1
Anne C. Taylor	Lab	1,733	33.0	- 9.4
Jacqueline A. Webster	Lab	1,688	32.1	- 9.9
Walter V. Hain	L	344	6.5	- 5.9
Romaine T. Timaeus	L	297	5.6	- 6.6
Jane M. Headland	L	284	5.4	- 6.0
Michael H. Saunders	SLA	68	1.3	
John M. Phillips	SLA	52	1.0	
Lab to Con swing 14.9%	Maj	1,301	24.8 ●	
		1,259	24.0 ●	
		1,233	23.5 ●	

0% change

Tooting

1978 electorate %turnout		10,560	40.5	+ 8.7
Bernard J. Rosewell	**Lab**	**1,998**	**49.5**	**- 5.0**
***Vibert C. Luthers**	**Lab**	**1,980**	**49.0**	**- 4.6**
Nicholas P. Adams	**Lab**	**1,967**	**48.7**	**- 4.1**
John Kennett	Con	1,765	43.7	+10.2
Shirley A. Loader	Con	1,706	42.2	+10.7
Michael R. Turner	Con	1,663	41.2	+11.0
Edward D. Larkin	SenCit	216	5.3	
Robert Lewis	Comm	131	3.2	- 0.2
Lab to Con swing 7.6%	Maj	233	5.8 ●	
		215	5.3 ●	
		202	5.0 ●	

0% change

West Hill

1978 electorate %turnout		6,659	51.8
Huxley C.F. Hudson	**Con**	**1,994**	**60.9**
Hector A. Hamilton	**Con**	**1,889**	**57.7**
Leonard W. Holmes	Lab	1,032	31.5
John A. Slater	Lab	912	27.8
John A. Horrocks	L	381	11.6
Joan I. Robinson	L	343	10.5
Lab to Con swing 9.4%	Maj	962	29.4 ●
		857	26.2 ●

60% change Notional 1974 result:
Conservative 1,506 (48.0%), Labour 1,162 (37.1%), Liberal 446 (14.2%), Communist 17 (0.5%); Conservative majority: 344 (10.9%)

West Putney

1978 electorate %turnout		10,563	52.6
Gavin T. Oram	**Con**	**3,041**	**56.7**
Mary C. Hodges	**Con**	**3,037**	**56.6**
***Margaret E. Calcott-James**	**Con**	**2,776**	**51.8**
Sidney F. Gowlett	Lab	1,888	35.2
Christine M. Melville	Lab	1,829	34.1
Anne H. Symonds	Lab	1,820	33.9
Peter K. Gerhold	L	411	7.7
Richard I.M. Fife	L	337	6.3
Bryan H. Eberli	L	332	6.2
David J. Welsh	Comm	207	3.9
Lab to Con swing 12.5%	Maj	1,153	21.5 ●
		1,149	21.4 ●
		888	16.6 ●

88% change Notional 1974 result:
Labour 2,128 (44.2%), Conservative 1,918 (39.8%), Liberal 671 (13.9%), Communist 95 (2.0%); Labour majority: 210 (4.4%)

Summary of election results

	Year	Elec	%Poll	Con	Lab	LD	Comm	SLA	NF
Balham	1978	9,335	47.5	54.8	38.9	6.3			
	1974		40.0	41.2	43.6	15.2			
Bedford	1978	10,227	43.4	52.7	44.1		3.1		
	1974		32.1	40.8	45.6	10.3			
Earlsfield	1978	6,673	47.4	36.8	36.9	23.1			
	1974		34.4	32.9	51.1	16.0			
East Putney	1978	9,995	47.9	69.9	22.7	7.4			
	1974		43.2	60.7	25.3	10.9			
Fairfield	1978	6,656	50.0	45.7	46.4	3.8			
	1974		27.9	36.9	63.1				
Furzedown	1978	10,981	45.2	49.3	43.4	5.4			
	1974		35.7	34.4	52.1	11.0			
Graveney	1978	9,938	38.1	37.8	52.6	6.2			
	1974		27.3	25.9	59.5	10.2			
Latchmere	1978	7,662	37.6	30.5	56.2				
	1974		25.2	10.0	86.1	3.9			
Nightingale	1978	10,293	40.2	63.9	32.8				
	1974		34.0	53.9	36.3	9.7			
Northcote	1978	9,482	46.2	59.0	34.7	6.3			
	1974		41.1	41.3	39.6	19.1			
Parkside	1978	6,349	54.8	58.6	35.4	6.0			
	1974		43.4	43.8	47.1	9.1			
Queenstown	1978	7,033	34.5	34.5	52.7	3.6			
	1974		24.2	29.4	65.5	5.1			
Roehampton	1978	9,753	46.3	32.0	56.0	6.0			
	1974		43.0	26.5	65.0	8.5			
St John	1978	8,830	34.5	35.3	52.8	4.3			
	1974		28.8	22.7	70.7	6.6			
St Mary's Park	1978	8,769	41.5	45.2	45.4				
	1974		32.6	24.8	70.4	4.8			
Shaftesbury	1978	10,375	46.5	43.9	51.8				
	1974		33.6	28.2	64.6	7.3			
Southfield	1978	10,576	47.7	55.9	33.8	5.7			
	1974		37.3	44.1	43.9	12.0			
Springfield	1978	10,023	52.1	55.0	35.7	5.8			
	1974		38.9	34.3	54.0	10.1			
Thamesfield	1978	10,784	51.2	59.5	33.5	5.8			
	1974		44.3	38.5	42.3	12.0			
Tooting	1978	10,560	40.5	42.4	49.1				
	1974		31.8	31.7	53.6	10.0			
West Hill	1978	6,659	51.8	59.3	29.7	11.1			
	1974		43.4	48.0	37.1	14.2			
West Putney	1978	10,563	52.6	55.0	34.4	6.7			
	1974		43.2	39.8	44.2	13.9			

Councillors and wards

1.	● Dorothy Smith	Fairfield	13	0.4
2.	● Marthe Romilly	St Mary's Park	14	0.4
3.	● James Dixon	Furzedown	45	0.9
4.	● Julian Proudman	Fairfield	32	1.0
5.	● Peter Atkinson	St Mary's Park	55	1.6
6.	● Bryan Barrow	Earlsfield	72	2.4
7.	● Bill Ballantine	Earlsfield	76	2.6
8.	● Martin Linton	St Mary's Park	100	3.0
9.	● Nicholas Adams	Tooting	202	5.0
10.	● Bill Johnston	Shaftesbury	227	5.1
11.	● Bert Luthers	Tooting	215	5.3
12.	● Frank Jones	Shaftesbury	250	5.6
13.	● Bernard Rosewell	Tooting	233	5.3
14.	● Sid Morris	Bedford	254	6.1
15.	● Richard Hickmett	Bedford	271	6.5
16.	● John Rattray	Bedford	314	7.6
17.	● Brian Prichard	Furzedown	370	7.8
18.	● Alf Jessiman	Furzedown	373	7.9
19.	● Bert Harrison	Shaftesbury	375	8.4
20.	● Michael Chartres	Balham	561	13.4
21.	● Tracey Tilley	Graveney	501	14.0
22.	● Judith Chegwidden	Graveney	512	14.4
23.	● Tony Belton	Graveney	522	14.6
24.	● Charles Shepherd	Balham	615	14.7
25.	● Nigel Morgan	St John	415	15.0
26.	● Sonya Driver	Balham	641	15.3
27.	● Frank Staff	Springfield	740	15.4
28.	● George Rowe	Queenstown	352	15.8
29.	● Peter Marshall	St John	439	15.8
30.	● Ronald Simms	Queenstown	359	16.1
31.	● Margaret Calcott-James	West Putney	888	16.6
32.	● Jeffe Jeffers	St John	510	18.4
33.	● Jane McKenzie-Hill	Springfield	923	19.0
34.	● Kurt Schwartz	Southfield	931	19.4
35.	● Terry Walsh	Parkside	662	20.1
36.	● Fred Wells	Latchmere	525	20.2
37.	● Douglas Gosling	Springfield	1,016	20.8
38.	● Christine McMullen	Southfield	1,024	21.4
39.	● Mary Hodges	West Putney	1,149	21.4
40.	● Gavin Oram	West Putney	1,153	21.5
41.	● Gordon Passmore	Northcote	892	21.8
42.	● Robert Marshall	Northcote	899	22.0
43.	● Arnold Cooper	Parkside	747	22.6
44.	● Roger Merry-Price	Southfield	1,087	22.7
45.	● Mike Williams	Roehampton	996	23.0
46.	● Martin Johnson	Northcote	955	23.4
47.	● Edward Lister	Thamesfield	1,233	23.5
48.	● David Nicholas	Roehampton	1,027	23.7
49.	● Julia Chambers	Thamesfield	1,259	24.0
50.	● Vera Thompson	Roehampton	1,059	24.5
51.	● Paul Beresford	Thamesfield	1,301	24.8
52.	● Elsie Hoadley	Latchmere	656	25.2
53.	● Hector Hamilton	West Hill	857	26.2
54.	● Maurice Lawson	Latchmere	691	26.5
55.	● Dennis Mallam	Nightingale	1,094	28.6
56.	● Maurice Heaster	Nightingale	1,119	29.2
57.	● Huxley Hudson	West Hill	962	29.4
58.	● Peter Donoghue	Nightingale	1,189	31.0
59.	● Christopher Flind	East Putney	2,075	45.6
60.	● Christopher Chope	East Putney	2,126	46.6
61.	● Karina Arden	East Putney	2,128	46.8

Labour: 25 seats

Latchmere	3 Lab	624	24.0
Roehampton	3 Lab	1,027	23.7
St John	3 Lab	455	16.4
Queenstown	2 Lab	356	16.0
Graveney	3 Lab	512	14.3
Shaftesbury	3 Lab	284	6.4
Tooting	3 Lab	217	5.4
St Mary's Park	1 Lab	100	3.0
Earlsfield	1 Lab	76	2.6
Furzedown	1 Lab	45	0.9
Fairfield	2 Lab	23	0.7

Conservative majority: 11 seats

St Mary's Park	2 Con	35	1.0
Earlsfield	1 Con	72	2.4
Bedford	3 Con	280	6.7
Furzedown	2 Con	372	7.9
Balham	3 Con	606	14.5
Springfield	3 Con	893	18.4
West Putney	3 Con	1,063	19.8
Southfield	3 Con	1,014	21.2
Parkside	2 Con	705	21.4
Northcote	3 Con	915	22.4
Thamesfield	3 Con	1,264	24.1
West Hill	2 Con	910	27.8
Nightingale	3 Con	1,134	29.6
East Putney	3 Con	2,110	46.3

Conservatives: 36 seats

Incoming and outgoing councillors

Councillors newly elected (35)

- Nicholas Adams (Tooting)
- Karina Arden (East Putney)
- Peter Atkinson (St Mary's Park)
- Paul Beresford (Thamesfield)
- Bryan Barrow (Earlsfield)
- Margaret Calcott-James (West Putney - elected in a 1976 by-election)
- Julia Chambers (Thamesfield)
- Arnold Cooper (Parkside)
- Sonya Driver (Balham)
- Christopher Flind (East Putney)
- Douglas Gosling (Con Springfield)
- Richard Hickmet (Bedford)
- Hector Hamilton (West Hill)
- Mary Hodges (West Putney)
- Huxley Hudson (West Hill)
- Jeffe Jeffers (St John)
- Alf Jessiman (Furzedown)
- Frank Jones (Shaftesbury)
- Edward Lister (Thamesfield)
- Peter Marshall (St John)
- Robert Marshall (Northcote)
- Jane McKenzie-Hall (Springfield)
- Christine McMullen (Southfield)
- Roger Merry-Price (Southfield)
- Sidney Morris (Bedford)
- Gavin Oram (West Putney)
- John Rattray (Bedford)
- Marthe Romilly (St Mary's Park)
- George Rowe (Queenstown)
- Kurt Schwarz (Southfield)
- Charles Shepherd (Balham)
- Frank Staff (Springfield)
- Vera Thompson (Roehampton)
- Fred Wells (Latchmere)
- Mike Williams (Latchmere)

Councillors returning (3)

- Tony Belton (Graveney - was Alderman)
- Brian Prichard (Furzedown)
- Bernard Rosewell (Tooting)

Councillors standing down (27)

- Peter Ackhurst (Roehampton)
- Paul Adams (Thamesfield)
- Robert Bastin (Tooting)
- Patricia Benians (Thamesfield)
- Geoffrey Broughton (Springfield)
- Frederick Butcher (Northcote)
- Colin Clegg (Springfield)
- Stephen Cogill (Furzedown)
- Edward Fair (Bedford)
- John Harris (West Hill)
- Christopher Helm (Graveney)
- Albert Jones (Queenstown)
- Ian McGarry (Roehampton)
- Alex McLaughlin (Latchmere)
- Gwynneth Morgan (Nightingale)
- Joan Morgan (Earlsfield),
- Elizabeth Rackham (Southfield)
- David Rattigan (Graveney)
- Fred Shaw (Latchmere)
- Lesley Smith (St John)
- Hugh Stephenson (Thamesfield)
- John Tilley MP (St John)
- John Turney (Bedford),
- Michael Ward (Balham)
- Susan Ward (Fairfield)
- Margaret Williams (Putney)
- Edward Wilson (St Mary's Park)

Councillors defeated (6)

- William Barrow (Balham)
- Philippa Campbell (Shaftesbury, standing in Balham)
- Thomas Geldart (Bedford)
- James Golding (Shaftesbury, standing in Nightingale)
- Christopher Purnell (Fairfield, standing in Southfield)
- Kenneth Solly (Graveney, standing in Springfield)

By-elections: 1978-1982

Roehampton

Thursday 3 July 1980
Caused by the resignation of Cllr David Nicholas, Lab
No change

1980 electorate %turnout		9,876	42.5	- 3.8
Leonard W. Holmes	**Lab**	**2,468**	**58.9**	**+ 2.9**
David J. Hughes	L	905	21.6	+15.6
Heather K. Wilkinson	Con	704	16.8	- 15.2
Shirley Atree	NF	116	2.8	
Lab to L swing 6.4%	Maj	1,563	37.3	

West Putney

Thursday 16 October 1980
Caused by the resignation of Cllr Mary Hodges, Con
No change

1980 electorate %turnout		10,504	41.3	- 11.3
Brian J. Edgington	**Con**	**2,016**	**46.6**	**- 8.4**
John A. Slater	Lab	1,828	42.2	+ 7.8
Richard I.M. Fife	L	486	11.2	+ 0.1
Con to Lab swing 8.1%	Maj	188	4.4	

St John

Thursday 23 October 1980
Caused by the resignation of Cllr Peter Marshall, Lab
No change

1980 electorate %turnout		8,503	31.8	- 2.7
Richard G. Twining	**Lab**	**1,468**	**54.5**	**+ 1.7**
Andrew Cunningham	L	715	26.6	+22.3
Vincent J. Chang	Con	432	16.0	- 19.3
James J. Webster	NF	56	2.1	- 5.4
Anita M. Wright	Comm	21	0.8	
Lab to L swing 10.3%	Maj	753	27.9	

Latchmere

Thursday 14 May 1981
Caused by the resignation of Cllr Maurice Lawson, Lab
No change

1981 electorate %turnout		7,206	34.6	- 3.0
Alan McGarvey	**Lab**	**1,913**	**77.0**	**+20.8**
William A.A. Wells	Con	347	14.0	- 16.5
Michael J. Salt	NF	155	6.2	- 6.0
Bina-Devi Cunningham	L	70	2.8	
Con to Lab swing 18.7%	Maj	1,566	63.0	

1982

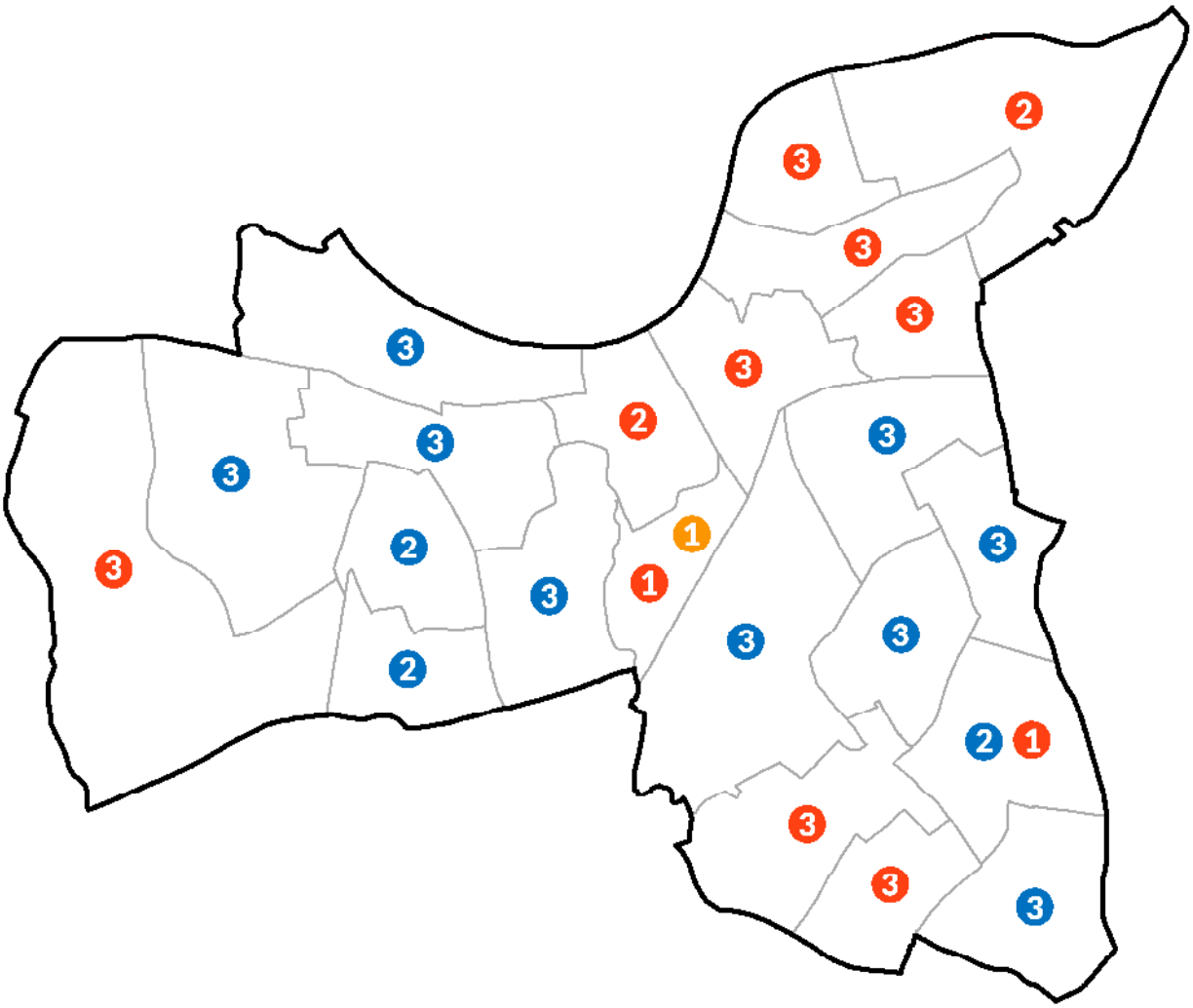

Conservatives	**33**
Labour	**27**
Liberal Alliance	**1**

THE STANDARD
Friday, May 7, 1982. 15p. Incorporating the Evening News

CLOSING PRICES

Alliance crushed in London elections, Tories delighted, disaster for Labour

HUMILIATION OF THE SDP

by Michael King and Dick Murray

THE bid by the SDP - Liberal Alliance to establish itself as a political force in the London boroughs has been crushed.

With election results now almost complete in the capital's 32 councils, the Alliance has won a mere 123 seats out of 1782.

The Alliance has failed to gain outright control of any London borough—and instead has been left holding the balance of power in a number of "hung" councils.

They include Richmond, which the Alliance had been widely expected to capture. Other boroughs with no overall political control are Lambeth, Waltham Forest and Brent.

In Islington, captured by the Alliance six months ago, Labour inflicted a humiliating defeat. It won 51 of the 52 seats, leaving only one for a solitary SDP councillor.

Victory

Also on the political knife-edge is Hammersmith-Fulham. It enters a second four-year term with two Liberals once again having to choose whether to back 23 Tories or 25 Labour councillors.

In Lambeth, where recounting continued in one ward today, Labour was expected to retain only a tenuous hold on the council.

Delighted Tories were claiming that Mr Ted Knight's extremist wings would be severely clipped.

The Tories retained control of Barnet, Bexley, Bromley, Croydon, Ealing, Enfield, Harrow, Havering, Hillingdon, Kingston, Merton, Redbridge, Sutton and Wandsworth.

THE TORIES in London have now chalked up 89 gains and 47 losses, a net gain of 42 seats. Labour has 83 gains and 102 losses, a net loss of 19. The Alliance has 76 gains and 80 losses and other parties 6 gains and 25 losses.

Westminster and Kensington-Chelsea.

Labour has held on to Barking-Dagenham, Camden, Greenwich, Hackney, Haringey, Hounslow, Lewisham, Newham, Southwark and Tower Hamlets, where counting lasted more than eight hours.

Despite the intervention of the Alliance, the election resulted in no sweeping changes in the total of seats held by the two main parties. So far the Tories have 930, Labour 746, Alliance 123 and other parties 30.

Islington's deputy Labour leader, Mrs Margaret Hodge, said: "Our overwhelming victory with a 10 per cent swing in our favour reflects the anger that was felt across the board at the SDP highjacking of the council."

Labour took 25 seats from the SDP and two seats from the Tories. Lone SDP councillor David Hyams, a 37-year-old teacher, will mount the only opposition to Labour.

Islington was the first council in the country to be governed by the SDP when 26 Labour councillors defected and won control.

The Islington massacre of SDP candidates — many of them defectors from Labour

Continued Page 2, Col 3

Four-page election special: Pages 11, 12, 13 & 14

LIEUTENANT COMMANDER JOHN EYTON-JONES

The two pilots we lost

LIEUTENANT WILLIAM CURTIS

Standard Reporters

THE TWO Sea Harrier pilots missing, presumed dead, were named today as Somerset men Lt. Cmdr. John Eyton-Jones, 39, and Lt. William Allen Curtis, 35.

Lt Curtis's wife, Pamela, is expecting her first child in two months' time. Today she was being comforted by friends at her Crewkerne home.

Lt Cmdr Eyton-Jones had served for 16 years in the Navy. He lived with his wife, Sally, and two teenage daughters, at Ilchester, three miles from the Yeovilton base.

The two jets were lost yesterday while on combat air patrol inside the 200-mile exclusion zone around the Falklands.

The Harriers were being tracked by radar both from Hermes and Invincible. Despite low cloud and strong winds there was no real cause for alarm.

Then the two planes simply disappeared from the radar screens.

At first the watching technicians were not alarmed—in the prevailing bad weather it

Continued Page 2, Col 6

TV 26 • Entertainment Guide 30 • Letters 19 • Ad Lib 20 • The Arts Centre Pages • Patric Walker 29 • City 42.

Labour's lead in Lambeth is in danger

Pact threatens to end Knight's rule

by Dick Murray and Michael King

A TORY/ALLIANCE combination is now likely in Lambeth to defeat Labour leader Mr Ted Knight.

With one ward—Herne Hill—still to be counted later today the council's composition was 30 Labour councillors, 26 Tories and five SDP / Liberal Alliance.

After the Herne Hill result is announced the council is likely to consist of 32 Labour, 27 Tories and the five Alliance members.

This would give a 32—32 balance providing the Tories and Alliance combine, though decision could be swayed with a Labour mayor having a casting vote to tie situations.

But Mr Knight said today that Labour would not enter into any sort of deal with the Alliance to retain overall control.

He said: "There will be no deal with the Social Democrats. Labour will have its own administration.

"If the Tories want to do a deal with the Alliance that is up to them—that will be their choice. But it will show the SDP up for what they are, just another Tory party."

Disappointed

But last night's voting does place the Left-wing leader in a very difficult situation.

Tory opposition leaflet Mr Robin Pitt said: "Ted Knight's extremist policies are at an end, there is no doubt about that. There is no way now that controversial decisions would be agreed by the full council."

And defeated SDP candidate Mr David Stimpson, the former Labour leader ousted by Mr Knight, added: "Any controversial decision agreed at committee stage will never get past the full council."

Alliance leader Mr Roger Liddle, who won his seat in Princes ward, said it was "too early" to talk of a pact with the Tories.

But he added: "I guess if we were to hold the balance of power, which looks likely at the moment, there will be consultation with both sides."

He was disappointed with the Alliance only winning five seats in Lambeth, a borough where they had hoped to make a major impact.

He said: "We hoped for more seats but the system is grossly unfair. I understand we had about 25/28 per cent of the vote yet end up with only five out of 64 seats.

"We were hoping that a lot of the Tories would have supported the Alliance in order to get rid of Ted Knight but, quite naturally, given the circumstances of the national crisis in the Falklands they had to show loyalty to the Government."

Mr Liddle added: "They supported Mrs Thatcher rather than thinking of the best means of defeating Ted Knight in Lambeth."

Lambeth's Tory group were meeting tonight to decide on future strategy.

The **ISLINGTON** result where Labour won 51 of the 52 seats, is a major personal victory for Mrs Margaret Hodge, the current deputy Labour leader widely tipped to take control of the group following the decision of former leader Don Hoodless to stand down for family reasons.

Mrs Hodge was the mainstay of the original Labour group depleted so much when members defected to the SDP.

Labour also defeated Islington's only two Tory members.

The Tories romped home in **BARNET**, a traditional stronghold, losing just three of their 45 seats.

Recounts

There was good news to for Mrs Thatcher in her **FINCHLEY** constituency where the Tory vote held up well and took 12 of the 15 available seats.

The SDP/Liberal Alliance finished second to the Tories in several areas but failed to gain a single seat and they lost their only sitting councillor, Harold Davies, who defected from Labour a year ago.

Barnet's Labour opposition leader Geoff Cooke had to wait until dawn before he knew he was safe. Three recounts were needed in his Colindale ward and there was still more confusion because several hundred votes were "lost" between counts.

Only seven votes settled the political fate of **HAMMERSMITH** and **FULHAM** council where a Tory-Liberal alliance has ruled since the 1978 election.

Tory councillor Simon Chase scraped home after two recounts in Addison ward—the last to be declared in the borough. Now Labour is expected to be denied power again. Assuming the present alliance holds, the Tories will consolidate their grip on the town hall when the new mayor is elected in a fortnight's time.

Labour was quick to blame its failure on the Alliance. Acting leader Councillor Peter De Gory called the result a disaster for Hammersmith.

Liberals and the SDP had campaigned hard to take at least 18 seats. But their bid collapsed when two sitting SDP councillors—both defectors from Labour — were heavily defeated.

Commented Tory leader Kim Howe: "A very good result for us. We will be having negotiations over the next few days to decide what happens next."

Standard Picture: PAUL MASSEY

VICTORY KISS—Islington deputy Labour leader Margaret Hodge and husband Harold.

TED KNIGHT in triumphant mood last night.

WHO IS IN CONTROL

TORIES now control: Barnet, Bexley, Bromley, Croydon, Ealing, Enfield, Harrow, Havering, Hillingdon, Kingston, Merton, Redbridge, Sutton, Wandsworth and are expected to control Westminster and Kensington/Chelsea.

LABOUR controls: Barking/Dagenham, Camden, Greenwich, Hackney, Haringey, Hounslow, Islington, Lewisham, Newham, Southwark, Tower Hamlets.

NO overall control: Brent, Hammersmith / Fulham, Lambeth, Richmond, Waltham Forest.

London's borough line-up:

	Tory	Labour	No overall control
1978	17	14	1
Now	16	11	5

This table assumes that the Tories hold Westminster and Kensington-Chelsea.

Spend Saturday at C.P. Hart.

London's largest Bathroom and Kitchen showroom is now open all day Saturday—just for you.

C.P. HART LONDON

Newnham Terrace, Hercules Road, SE1.
(Off Westminster Bridge Road)
Opposite Lambeth North Tube. Tel: 928 5866.

PARTY PLAN, SHOPKEEPERS, MARKET TRADERS, RETAILERS, IMPORTERS CLEARANCE
2 WEEKS 9th MAY - 23rd MAY
SILK POLYESTER FLOWERS, PLANTS, PIERRO BASKETWEAR PLASTIC LINED CERAMICS
V & P SALES, ST. MARY CRAY STN. APP., ORPINGTON, KENT ORPINGTON 22444/38598
MON-FRI, 9 am-5 pm
WED, 9 am-8 pm
SUN, 9 am-1 pm
TRADE ONLY

Help the poor world

Christian Aid Week May 10-15

Marathon runners should find space in the middle of the pack.

POLO

Rowntree Mackintosh

FREE HOLIDAY
ADRIATIC RIVIERA, ITALY
Book 6, one goes FREE
Book 5, 10% discount, from £66 PER PERSON FOR 10 DAYS
PRICE INCLUDES: Luxury return coach travel and accommodation in a well-equipped 8 berth holiday frame tent
We chose Lido di Pomposa situated 50 miles from Venice for its charm and natural beauty. The site has its own beach, bar and patio, plus self service restaurant, supermarket and supervised children's play area. Call for a brochure which details our complete service.
Riviera Holidays
17 Station Road, London. SE25 5AH
Telephone: 01-653 4678

LOUNGE SUITES GALORE
CHESTERFIELDS AT UNBEATABLE PRICES
Large selection of Drafon and leather six-piece Italian group. Only £699.
Special! Feather cushioned bird print suites to clear.
★ Visit our selection of over 70 quality lounge suites, many made in our own factory, all at the keenest prices. Buy direct save £'s, 100's of materials to choose from.
★ Leading makes on display.
★ Dining, Bed and Repro stocked.
★ Interest free Credit on request.
THIS SUN. 9th MAY, 9.30 - 2.00
MON-FRIDAY 9.30 - 5.30
01-739 5125
MAPLE DIRECT 209 HACKNEY RD. E2

THE STANDARD
May 7 1982

A Tory triumph

SELDOM has there been a stranger set of local elections. A vote not dominated by rates, bus services, the state of the paving stones, or even the national issues that usually play a part; but by a sea war 8000 miles away. On top of that, for first time in most people's memory, a third force posing a genuine threat to the grip of the two main parties.

For all that, with the votes counted, the picture is remarkably clear: an extraordinary triumph for the Tories and something close to disaster for their rivals. This was the night the Conservatives should have lost. Last time, in 1978 with an unpopular Labour government, they were riding high. According to all the rules, the pendulum should have swung. Labour was looking for a break back; the alliance was looking for a breakthrough. It didn't happen, and all parties will need to ask why.

Trend

Of course, the Falklands played a part. It is a normal (and healthy) trend at times of grave crisis for people to rally round the government, of whichever party. But the Conservatives' success is too wide and too deep to be accounted for by that alone. In London, they held every single borough gained in the 1978 high-water mark. Nationally, they captured Birmingham, possibly the biggest plum outside the capital, from Labour. And Labour lost overall control in three London boroughs, gaining none from the Tories.

The Liberals fared disappointingly, the Social Democrats appallingly. In Islington, the single local authority they controlled, they were wiped out by Labour. That is a maverick borough — but in Camden, where they should have made an impact on the lush slopes of Hampstead, they were left without a single seat. Their overall showing, 123 London councillors out of 1782, is derisory.

Force

With or without the Falklands, the nation has quite evidently decided to stay with the Government, whatever the problems, whatever the unpopularity of cuts, whatever the worry over the dole queues.

Meanwhile Labour's offer was ineffectual leadership,t internal feuds still unresolved, policies still undeveloped, and, locally, a legacy of high rate-bills. Under the triple emblem of Michael Foot, Tony Benn and Ken Livingstone, it is hardly a surprise that they failed.

The Alliance can fairly claim that luck was against them. As a new force, they needed all the publicity they could get. But on present showing they still have yet to produce the sense of message or mission to put them in reach of power. Both they and the Labour Party will need some hard-headed decisions before they can hope to do better.

Balham

1982 electorate %turnout		9,095	50.9	+ 3.4
David R. Goddard	**Con**	**2,140**	**50.7**	**- 4.9**
Jeanette J. Gaffney	**Con**	**2,129**	**50.4**	**- 4.6**
Frederick D.S. Rosier	**Con**	**2,049**	**48.5**	**- 5.2**
Patrick R.E. Roche	Lab	1,533	36.3	- 4.0
William C. Burrow	Lab	1,514	35.9	- 2.8
Martin C. Tupper	Lab	1,455	34.5	- 3.1
Paul J. Harrison	L All	679	16.1	+ 9.7
Peter L. Style	SDP All	585	13.9	
Beryl P. Urquhart	SDP All	584	13.8	
Con to Lab swing 0.9%	Maj	607	14.4 ●	
		596	14.1 ●	
		516	12.2 ●	

Bedford

GAIN 1

1982 electorate %turnout		10,213	43.2	- 0.2
John M. Rattray	**Con**	**1,774**	**45.1**	**- 8.5**
Paul Daniel	**Lab**	**1,741**	**44.3**	**- 1.7**
Lois M. Lees	**Con**	**1,697**	**43.2**	**- 9.3**
Shirley A. Loader	Con	1,688	42.9	- 9.2
Richard A. Clayton	Lab	1,590	40.5	- 3.4
Bryan A. Symons	Lab	1,438	36.6	- 5.9
Penelope A. Cooper	SDP All	662	16.8	
John K. Holmes	L All	614	15.6	
Abdul Rashid	SDP All	587	14.9	
Con to Lab swing 2.6%	Maj	184	4.6 ●	
		53	1.4 ●	
		107	2.7 ●	

Earlsfield

GAIN 1

1982 electorate %turnout		10,213	43.2	- 0.2
***William J. Ballantine**	**Lab**	**1,360**	**41.6**	**+ 2.8**
Paul Bowdage	**L All**	**1,138**	**37.4**	**+11.7**
David P. Patterson	L All	1,067	36.2	+ 9.7
Susan Ward	Lab	1,057	35.0	- 2.6
Colin F. Dawe	Con	958	23.1	- 8.1
*Peter Atkinson	Con	951	23.0	- 7.1
Lab to L All swing 5.3%	Maj	293	8.9 ●	
		81	2.4 ●	

East Putney

1982 electorate %turnout		10,029	51.5	+ 3.6
***Christopher R. Chope**	**Con**	**2,928**	**60.4**	**- 10.0**
James P. Fairrie	**Con**	**2,893**	**59.7**	**- 10.5**
***Christopher J. Flind**	**Con**	**2,803**	**57.9**	**- 11.3**
Christine Blower	Lab	1,032	21.3	- 2.3
Michael Freedman	Lab	1,017	21.0	- 1.5
Vanessa G. Giles	L All	989	20.4	+12.9
Francis J. Plowden	SDP All	970	20.0	+12.5
Jeremy K. Ambache	SDP All	969	20.0	+12.7
Belinda V. Hindley	Lab	934	19.3	- 2.6
Con to Lab swing 4.2%	Maj	1,896	39.1 ●	
		1,861	38.4 ●	
		1,771	36.6 ●	

Fairfield

1982 electorate %turnout		5,925	52.3	+ 2.3
Sean C. Creighton	**Lab**	**1,315**	**46.7**	**- 1.5**
***Julian P. Proudman**	**Lab**	**1,256**	**46.1**	**- 2.9**
Gerald L. Goss	Con	1,177	45.7	- 5.2
Christopher M.R. Wright	Con	1,138	45.7	- 6.5
Martin J. Morris	L All	419	14.4	+ 9.8
Hereward R.E. Cooke	SDP All	406	14.0	+ 9.6
John M. Foster	Eco	51	3.2	
Con to Lab swing 1.8%	Maj	138	4.7 ●	
		79	2.7 ●	

Furzedown

GAIN 1

1982 electorate %turnout		11,022	43.5	- 1.7
***Brian N.C. Prichard**	**Con**	**1,846**	**41.6**	**- 8.6**
***Alfred C. Jessiman**	**Con**	**1,825**	**41.1**	**- 9.0**
***Sidney J.H.W. Morris**	**Con**	**1,775**	**40.0**	**- 7.5**
John W. Gibbins	Lab	1,741	39.2	- 9.2
Lilias G. Gillies	Lab	1,699	38.3	- 4.0
Frank E. Sims	Lab	1,693	38.1	- 1.5
Anthony J. Pittman	SDP All	836	18.8	+13.4
Robert A. Nolan	L All	774	17.4	
Jacqueline J. Whitaker	SDP All	772	17.4	
Elizabeth M. Shaw	Eco	120	2.7	
Con to Lab swing 1.8%	Maj	105	2.4 ●	
		84	1.9 ●	
		34	0.8 ●	

Graveney

1982 electorate %turnout		9,817	39.9	+ 1.8
Duncan E. Braithwaite	**Lab**	**1,748**	**51.3**	**- 1.6**
Charlotte J.S. Atkins	**Lab**	**1,640**	**48.1**	**- 4.6**
***Judith M. Chegwidden**	**Lab**	**1,526**	**44.7**	**- 7.6**
Albert V. Mascull	Con	1,168	34.2	- 4.1
Doreen F. Smith	Con	1,165	34.2	- 3.3
Frederick J. Smith	Con	1,054	30.9	- 6.2
Mary J.M. Budd	SDP All	642	18.8	+12.6
John G. Cole	L All	575	16.9	
Bruce J. Clelland	SDP All	539	15.8	
Roderick S. George	WP	58	1.7	
Con to Lab swing 0.1%	Maj	580	17.1 ●	
		472	13.0 ●	
		358	10.5 ●	

Latchmere

1982 electorate %turnout		7,215	42.0	+ 4.4
***Anthony J. Belton**	**Lab**	**1,826**	**67.1**	**+ 8.4**
Michael L. Barley	**Lab**	**1,749**	**64.3**	**+ 6.9**
***Alan McGarvey**	**Lab**	**1,733**	**63.7**	**+11.3**
William A.A. Wells	Con	518	19.0	- 13.2
Jeremy R.C. Quitman	Con	507	18.6	- 12.8
John G.B. Wealt	Con	491	18.1	- 9.9
Michael J. Delaney	SDP All	368	13.5	
Sheila E. Kemp	SDP All	336	12.4	
Ian H. Willis	L All	327	12.0	
Michael J. Salt	NF	112	4.1	- 8.6
Vernon C. Atkinson	NF	104	3.8	- 8.3
Richard De Jongh-Wagenaar	NF	89	3.3	- 8.4
Con to Lab swing 10.4%	Maj	1,308	48.1 ●	
		1,231	45.3 ●	
		1,215	44.7 ●	

Nightingale

1982 electorate %turnout		10,072	47.2	+ 7.0
***Peter Donoghue**	**Con**	**2,259**	**51.9**	**- 13.4**
***Maurice A.S. Heaster**	**Con**	**2,176**	**50.0**	**- 13.5**
Ravindra P. Govindia	**Con**	**2,099**	**48.2**	**- 14.7**
Gulzar A. Butt	Lab	1,405	32.3	- 2.0
Charlotte Keresey	Lab	1,330	30.5	- 2.4
Christopher Purnell	Lab	1,304	29.9	- 1.4
Richard F. Heron	L All	872	20.0	
Cyril S. Pickard	SDP All	827	19.0	
Catherine Bancutt	L All	794	18.2	
Con to Lab swing 6.0%	Maj	854	19.6 ●	
		771	17.7 ●	
		694	15.9 ●	

Northcote

1982 electorate %turnout		9,387	53.4	+ 7.2
***Martin D. Johnson**	**Con**	**2,401**	**51.5**	**- 8.5**
Andrew G. Grant	**Con**	**2,354**	**50.5**	**- 8.1**
***Gordon S. Passmore**	**Con**	**2,312**	**49.6**	**- 8.8**
Bernard W. Kirby	Lab	1,360	29.2	- 7.4
Barbara M. Roche	Lab	1,306	28.0	- 5.9
Donald J. Roy	Lab	1,272	27.3	- 6.2
Martin B. Constable	SDP All	880	18.9	+12.2
Charles S. Welchman	L All	874	18.7	+12.5
Richard Jones	SDP All	863	18.5	+12.4
Frances R. Baillie-Crossman	Eco	122	2.6	
Con to Lab swing 1.0%	Maj	1,041	22.3 ●	
		994	21.3 ●	
		952	20.4 ●	

Parkside

1982 electorate %turnout		6,345	57.2	+ 2.4
***Arnold J. Cooper**	**Con**	**1,676**	**49.8**	**- 10.0**
Josephine L. Sedgwick	**Con**	**1,600**	**47.6**	**- 9.7**
*Leonard W. Holmes	Lab	1,233	36.7	- 0.5
Jeremy P.T. Irwin-Slinger	Lab	1,068	31.8	- 1.8
Gerard E.D. Bonham-Carter	L All	623	18.5	+11.4
Elizabeth Al Qadhi	SDP All	525	15.6	+10.6
Con to Lab swing 4.4%	Maj	443	13.1 ●	
		367	10.9 ●	

Queenstown

1982 electorate %turnout		6,525	40.8	+ 6.3
Margaret A. Jenkins	**Lab**	**1,164**	**48.4**	**- 4.4**
***Ronald H. Simms**	**Lab**	**1,052**	**43.8**	**- 8.7**
Edward P.G. Hay	Con	930	38.7	+ 2.0
Alan Babington-Smith	Con	840	35.0	+ 2.8
John T. Hughes	SDP All	383	15.9	+11.8
Graham Jones	L All	348	14.5	+11.2
Paul W. Ekins	Eco	47	4.1	
Susan A. Lofthouse	Eco	41	3.3	
Lab to Con swing 4.5%	Maj	234	9.7 ●	
		122	5.1 ●	

Roehampton

1982 electorate %turnout		9,753	51.9	+ 5.6
***Michael Williams**	**Lab**	**2,413**	**54.9**	**- 1.9**
John A. Slater	**Lab**	**2,284**	**52.0**	**- 4.0**
***Vera Thompson**	**Lab**	**2,179**	**49.6**	**- 5.7**
Beatrice E. Hollowood	Con	1,088	24.8	- 7.5
Beryl Jeffrey	Con	1,097	24.8	- 7.3
David J.K. Rigg	Con	1,077	24.3	- 7.4
Colin Darricott	L All	1,068	24.3	+18.1
Jeremy R.L. Loud	L All	1,030	23.5	+17.5
Elizabeth Brabazon	L All	949	21.6	+15.8
Con to Lab swing 1.7%	Maj	1,325	30.1 ●	
		1,196	27.2 ●	
		1,091	24.8 ●	

St John

1982 electorate %turnout		8,585	42.1	+ 7.6
***Samuel J. Jeffers**	**Lab**	**1,719**	**51.0**	**- 3.8**
Frank J. Ingram	**Lab**	**1,675**	**49.7**	**- 2.3**
***Richard G.W. Twining**	**Lab**	**1,606**	**47.7**	**- 3.7**
Andrew J. Cunningham	L All	929	27.6	+22.7
Vincent J. Chang	Con	867	25.7	- 10.7
Laura A. Collins	L All	815	24.2	+20.6
James G. Caple	L All	758	22.5	
Lab to L All swing 11.9%	Maj	790	23.4 ●	
		746	22.1 ●	
		677	20.1 ●	

St Mary's Park

1982 electorate %turnout		8,380	48.0	+ 6.5
Priscilla Cornwall-Jones	**Lab**	**1,725**	**45.7**	**- 1.6**
Stuart H.J. Hercock	**Lab**	**1,613**	**42.7**	**- 3.0**
Patricia Benians	**Lab**	**1,543**	**40.9**	**- 4.3**
*Marthe E. Romilly	Con	1,516	40.2	- 6.1
David P.G. Thompson	Con	1,497	39.7	- 5.4
Robin J.P. Wheatley	Con	1,481	39.2	- 5.1
Florence C. Coney	SDP All	609	16.5	
Andrew D. Wiles	SDP All	484	12.8	
Martin Stott	SDP All	478	12.7	
Sonia G. Willington	Eco	126	3.3	
Con to Lab swing 2.6%	Maj	209	5.5 ●	
		97	2.5 ●	
		27	0.7 ●	

Shaftesbury

1982 electorate %turnout		10,177	46.7	+ 0.2
***Herbert J. Harrison**	**Lab**	**1,963**	**44.8**	**- 9.0**
***William R. Johnston**	**Lab**	**1,856**	**42.4**	**- 8.6**
***Francis H. Jones**	**Lab**	**1,816**	**41.5**	**- 9.0**
Andrew R. Hargreaves	Con	1,680	38.4	- 7.0
Edmund R. Hayward	Con	1,612	36.8	- 6.8
Charles J. Karpinski	Con	1,561	35.6	- 7.1
Robert Neville-Jones	SDP All	864	19.7	
David R. Owen-Jones	L All	841	19.2	
Peter Brook	L All	814	18.6	
Clarence G. Wilson	WRP	45	1.0	
Lab to Con swing 1.0%	Maj	283	6.4 ●	
		176	4.0 ●	
		136	3.1 ●	

Southfield

1982 electorate %turnout		10,049	51.2	+ 3.5
Peter Slater	**Con**	**2,368**	**49.6**	**- 7.8**
Michael J. Burnett	**Con**	**2,361**	**49.4**	**- 6.7**
Christine A.K. Thompson	**Con**	**2,265**	**47.4**	**- 6.7**
Margaret Jones	Lab	1,646	34.5	- 0.2
Teresa M.K. Smallbone	Lab	1,590	33.3	- 0.1
Michael J. Gapes	Lab	1,474	30.9	- 2.4
Gareth W. Campbell	SDP All	896	18.8	+12.8
Hamish J. Clifton	L All	887	18.6	+13.5
John N. Summerscale	SDP All	842	17.6	+12.5
Con to Lab swing 3.1%	Maj	722	15.1 ●	
		715	14.9 ●	
		619	12.9 ●	

Springfield

1982 electorate %turnout		9,962	52.7	+ 0.6
John R. Garrett	**Con**	**2,509**	**51.4**	**- 6.0**
James C.M.L. Crawford	**Con**	**2,470**	**50.6**	**- 5.0**
***Francis A. Staff**	**Con**	**2,398**	**49.1**	**- 5.0**
Paul C. Flather	Lab	1,568	32.1	- 4.6
Marcia J. Davies	Lab	1,568	32.1	- 3.0
Philip A. Morris	Lab	1,524	31.2	- 3.2
Mary T. Butterworth	SDP All	913	18.7	+12.9
David Robertson	L All	853	17.5	
Gerard A. Walter	L All	844	17.3	
Con to Lab swing 0.4%	Maj	941	19.3 ●	
		902	18.5 ●	
		830	17.0 ●	

Thamesfield

1982 electorate %turnout		10,327	53.6	+ 2.4
Peter J. Bingle	**Con**	**2,913**	**55.6**	**- 4.6**
***Paul A. Beresford**	**Con**	**2,869**	**54.8**	**- 4.6**
***Edward J.U. Lister**	**Con**	**2,807**	**53.6**	**- 5.3**
Stephen Mannering	Lab	1,324	25.3	- 10.1
David Packham	Lab	1,311	25.0	- 8.0
Kathryn H. Pick	Lab	1,270	24.2	- 7.9
Jeremy Burgoyne	L All	1,130	21.6	+15.1
Michael Burrell	SDP All	1,066	20.3	+14.7
Peter S. Norman	L All	1,027	19.6	+14.2
Lab to Con swing 2.0%	Maj	1,589	30.3 ●	
		1,548	29.5 ●	
		1,483	28.3 ●	

Tooting

1982 electorate %turnout		10,265	43.0	+ 2.5
***Nicholas P. Adam**	**Lab**	**1,981**	**49.1**	**- 0.4**
***Bernard Rosewell**	**Lab**	**1,934**	**47.9**	**- 1.1**
***Vibert C. Luthers**	**Lab**	**1,871**	**46.3**	**- 2.4**
William J. Kennett	Con	1,431	35.4	- 8.3
Susan A. Kennett	Con	1,398	34.6	- 7.6
Trevor W. Mundy	Con	1,346	33.3	- 7.9
Patricia Singleton	L All	576	14.3	
Mirza M Bukht	SDP All	557	13.8	
Paul F. Smales	L All	540	13.4	
Robert E. Lewis	Comm	159	3.9	+ 0.7
Con to Lab swing 3.4%	Maj	550	13.7 ●	
		502	12.5 ●	
		439	10.9 ●	

West Hill

1982 electorate %turnout		6,572	54.5	+ 2.7
***Richard S. Hickmet**	**Con**	**1,548**	**46.0**	**- 14.9**
Heather Wilkinson	**Con**	**1,538**	**45.7**	**- 12.0**
Dora Holmes	Lab	1,195	35.5	+ 4.0
Lindsay Thomas	Lab	1,080	32.1	+ 4.3
Steven E. Bird	SDP All	698	20.7	+ 9.1
Richard I.M. Fife	L All	669	19.9	+ 9.4
Con to Lab swing 8.8%	Maj	353	10.5 ●	
		343	10.2 ●	

West Putney

1982 electorate %turnout		10,240	55.6	+ 3.0
***Brian J. Edgington**	**Con**	**2,784**	**51.4**	**- 5.3**
***Margaret Calcott-James**	**Con**	**2,756**	**50.9**	**- 5.7**
Mary M. Holben	**Con**	**2,688**	**49.6**	**- 2.2**
Marlene S. Heron	Lab	1,585	29.3	- 5.9
Margaret R. Blake	Lab	1,562	28.8	- 5.3
Anne C. Towner	Lab	1,500	27.7	- 6.2
Nicholas Jones	SDP All	987	18.2	+10.5
Denise Couzens	SDP All	975	18.0	+11.7
Jane MacGregor	L All	940	17.4	+11.2
David J. Welsh	Comm	156	2.9	- 1.0
Lab to Con swing 0.7%	Maj	1,199	22.1 ●	
		1,171	21.6 ●	
		1,103	20.3 ●	

Summary of election results

	Year	Elec	%Poll	Con	Lab	LD	Ecol	Other
Balham	1982	9,095	50.9	49.8	35.6	14.6		
	1978	9,335	47.5	54.8	38.9	6.3		
Bedford	1982	10,213	43.2	43.8	40.4	15.8		
	1978	10,227	43.4	52.7	44.1		3.1	
Earlsfield	1982	6,772	53.2	29.2	37.0	33.8		
	1978	6,673	47.4	36.8	36.9	23.1		3.2
East Putney	1982	10,029	51.5	59.3	20.5	20.1		
	1978	9,995	47.9	69.9	22.7	7.4		
Fairfield	1982	5,925	52.3	39.9	44.2	14.2	1.8	
	1978	6,656	50.0	45.7	46.4	3.8	4.1	
Furzedown	1982	11,022	43.5	40.9	38.5	17.9	2.7	
	1978	10,981	45.2	49.3	43.4	5.4	1.9	
Graveney	1982	9,817	39.9	33.1	48.0	17.2	1.7	
	1978	9,938	38.1	37.6	52.6	6.2	3.4	
Latchmere	1982	7,215	42.0	18.6	65.0	12.6	3.7	
	1978	7,662	37.6	30.5	56.2			13.3
Nightingale	1982	10,072	47.2	50.0	30.9	19.1		
	1978	10,293	40.2	63.9	32.8			3.3
Northcote	1982	9,387	53.4	50.5	28.2	18.7	2.6	
	1978	9,482	46.2	59.0	34.7	6.3		
Parkside	1982	6,345	57.2	48.7	34.3	17.0		
	1978	6,349	54.8	58.6	35.4	6.0		
Queenstown	1982	6,525	40.8	36.9	46.1	15.2	1.8	
	1978	7,033	34.5	34.5	52.7	3.6	9.2	
Roehampton	1982	9,739	51.9	24.7	52.1	23.1		
	1978	9,753	46.3	32.0	56.0	6.0	6.0	
St John	1982	8,585	42.1	25.7	49.5	24.8		
	1978	8,830	34.5	35.3	52.8	4.3	7.6	
St Mary's Park	1982	8,380	48.0	39.7	43.1	13.9	3.3	
	1978	8,769	41.5	45.2	45.4		9.4	
Shaftesbury	1982	10,177	46.7	36.9	42.9	19.2	1.0	
	1978	10,375	46.5	43.9	51.8		4.2	
Southfield	1982	10,049	51.2	48.8	32.9	18.3		
	1978	10,576	47.7	55.9	33.8	5.7	4.7	
Springfield	1982	9,962	52.7	50.4	31.8	17.8		
	1978	10,023	52.1	55.0	35.7	5.8	3.5	
Thamesfield	1982	10,327	53.6	54.7	24.8	20.5		
	1978	10,784	51.2	59.5	33.5	5.8	1.2	
Tooting	1982	10,265	43.0	34.4	47.9	13.8	3.9	
	1978	10,560	40.5	42.4	49.1		8.5	
West Hill	1982	6,572	54.5	45.9	33.8	20.3		
	1978	6,659	51.8	59.3	29.7	11.1		
West Putney	1982	10,240	55.6	50.6	28.6	17.9		
	1978	10,563	52.6	59.3	29.7	11.1		

Councillors and wards

1.	● Patricia Benians	St Mary's Park	27	0.7
2.	● Sid Morris	Furzedown	34	0.8
3.	● Paul Daniel	Bedford	53	1.4
4.	● Alf Jessiman	Furrzedown	84	1.9
5.	● Paul Bowdage	Earlsfield	81	2.4
6.	● Brian Prichard	Furzedown	105	2.4
7.	● Stuart Hercock	St Mary's Park	97	2.5
8.	● Julian Proudman	Fairfield	79	2.7
9.	● Lois Lees	Bedford	107	2.7
10.	● Frank Jones	Shaftesbury	136	3.1
11.	● Bill Johnston	Shaftesbury	176	4.0
12.	● John Rattray	Bedford	184	4.6
13.	● Sean Creighton	Fairfield	138	4.7
14.	● Ronald Simms	Queenstown	122	5.1
15.	● Priscilla Cornwall-Jones	St Mary's Park	209	5.5
16.	● Bert Harrison	Shaftesbury	283	6.4
17.	● Bill Ballantine	Earlsfield	293	8.9
18.	● Margaret Jenkins	Queenstown	234	9.7
19.	● Heather Wilkinson	West Hill	343	10.2
20.	● Richard Hickmet	West Hill	353	10.5
21.	● Judith Chegwidden	Graveney	356	10.5
22.	● Josephine Sedgwick	Parkside	367	10.9
23.	● Bert Luthers	Tooting	439	10.9
24.	● Frederick Rosier	Balham	516	12.2
25.	● Bernard Rosewell	Tooting	502	12.5
26.	● Christine Thompson	Southfields	619	12.9
27.	● Charlotte Atkins	Graveney	472	13.0
28.	● Arnold Cooper	Parkside	443	13.1
29.	● Nicholas Adams	Tooting	550	13.7
30.	● Jeanette Gaffney	Balham	596	14.1
31.	● David Goddard	Balham	607	14.4
32.	● Michael Burnett	Southfield	715	14.9
33.	● Peter Slater	Southfield	722	15.1
34.	● Ravi Govindia	Nightingale	694	15.9
35.	● Frank Staff	Springfield	830	17.0
36.	● Duncan Braithwaite	Graveney	580	17.1
37.	● Maurice Heaster	Nightingale	771	17.7
38.	● James Crawford	Springfield	902	18.5
39.	● John Garrett	Springfield	941	19.3
40.	● Peter Donoghue	Nightingale	854	19.6
41.	● Richard Twining	St John	677	20.1
42.	● Mary Holben	West Putney	1,103	20.3
43.	● Gordon Passmore	Northcote	952	20.4
44.	● Andrew Grant	Northcote	994	21.3
45.	● Margaret Calcott-James	West Putney	1,171	21.6
46.	● Frank Ingram	St John	746	22.1
47.	● Brian Edgington	West Putney	1,199	22.1
48.	● Martin Johnson	Northcote	1,041	22.3
49.	● Jeffe Jeffers	St John	790	23.4
50.	● Vera Thompson	Roehampton	1,091	24.8
51.	● John Slater	Roehampton	1,196	27.2
52.	● Edward Lister	Thamesfield	1,483	28.3
53.	● Paul Beresford	Thamesfield	1,545	29.5
54.	● Mike Williams	Roehampton	1,325	30.1
55.	● Peter Bingle	Thamesfield	1,589	30.3
56.	● Christopher Flind	East Putney	1,771	36.6
57.	● James Fairrie	East Putney	1,861	38.4
58.	● Christopher Chope	East Putney	1,896	39.1
59.	● Alan McGarvey	Latchmere	1,215	44.7
60.	● Mike Barley	Latchmere	1,231	45.3
61.	● Tony Belton	Latchmere	1,308	48.1

Labour: 27 seats, Liberal Alliance: 1 seat

Latchmere	3 Lab	1,251	46.0
Roehampton	3 Lab	1,204	27.4
St John	3 Lab	738	21.9
Graveney	3 Lab	470	13.5
Tooting	3 Lab	497	12.4
Earlsfield	1 Lab	293	8.9
Queenstown	2 Lab	178	7.4
Shaftesbury	3 Lab	198	4.5
Fairfield	2 Lab	109	3.7
St Mary's Park	3 Lab	111	2.9
Earlsfield	1 L All	81	2.4
Bedford	1 Lab	53	1.4

Conservative majority: 5 seats

Furzedown	3 Con	74	1.7
Bedford	3 Con	146	3.7
West Hill	2 Con	348	10.4
Parkside	2 Con	405	12.0
Balham	3 Con	573	13.6
Southfield	3 Con	685	14.3
Nightingale	3 Con	773	17.7
Springfield	3 Con	891	18.3
Northcote	3 Con	996	21.3
West Putney	3 Con	1,158	21.3
Thamesfield	3 Con	1,539	29.4
East Putney	3 Con	1,843	38.0

Conservatives: 33 seats

Incoming and outgoing councillors

Councillors newly elected (30)

- Charlotte Atkins (Graveney)
- Mike Barley (Latchmere)
- Peter Bingle (Thamesfield)
- Paul Bowdage (Earlsfield)
- Duncan Braithwaite (Graveney)
- Michael Burnett (Southfield)
- Priscilla Cornwall-Jones (St Mary's Park)
- James Crawford (Springfield)
- Sean Creighton (Fairfield)
- Paul Daniel (Bedford)
- Brian Edgington (West Putney)
- James Fairrie (East Putney)
- Jeanette Gaffney (Balham)
- John Garrett (Springfield)
- David Goddard (Balham)
- Ravindra Govindia (Nightingale)
- Andrew Grant (Northcote)
- Stuart Hercock (St Mary's Park)
- Mary Holben (West Putney)
- Frank Ingram (St John)
- Margaret Jenkins (Queenstown)
- Lois Lees (Bedford)
- Alan McGarvey (Latchmere)
- Frederick Rosier (Balham)
- Josephine Sedgwick (Parkside)
- John Slater (Roehampton)
- Peter Slater (Southfield)
- Christine Thompson (Southfield)
- Richard Twining (St John)
- Heather Wilkinson (West Hill)

Councillors returning (1)

- Patricia Benians (St Mary's Park)

Councillors standing down (24)

- Karina Arden (East Putney)
- Bryan Barrow (Earlsfield)
- Sonya Driver (Balham)
- Julia Chambers (Thamesfield)
- Michael Chartres (Balham)
- Douglas Gosling (Springfield)
- Ada Hoadley (Latchmere)
- Hector Hamilton (West Hill)
- Huxley Hudson (West Hill)
- Martin Linton (St Mary's Park)
- Dennis Mallam (Nightingale)
- Robert Marshall (Northcote)
- Jane McKenzie-Hill (Springfield)
- Christine Merry-Price (Southfield)
- Roger Merry-Price (Southfield)
- Nigel Morgan (St John)
- Gavin Oram (West Putney)
- George Rowe (Queenstown)
- Kurt Schwarz (Southfield)
- Charles Shepherd (Balham)
- Dorothy Smith (Fairfield)
- Tracey Tilley (Graveney)
- Terry Walsh (Parkside)
- Fred Wells (Latchmere)

Councillors defeated (3)

- Peter Atkinson (St Mary's Park standing in Earlsfield)
- Leonard Holmes (Roehampton, standing in Parkside)
- Marthe Romilly (St Mary's Park)

Furzedown

Thursday 22 July 1982
Caused by the death of Cllr Sid Morris, Con
No change

1982 electorate %turnout		11,067	36.9	- 6.6
James C.F. Hudson	**Con**	**1,751**	**43.0**	**+ 2.1**
James Dixon	Lab	1,707	41.9	+ 3.4
Anthony Pittman	SDP All	612	15.0	- 2.9
Con to Lab swing 0.7%	Maj	44	1.1	

East Putney

Thursday 28 July 1983
Caused by the resignation of Cllr Christopher Chope MP, Con
No change

1983 electorate %turnout		10,456	31.8	- 19.7
Duncan W. Hawkins	**Con**	**1,807**	**54.5**	**- 4.8**
Michael Shrimpton	Lab	782	23.6	+ 3.1
Jeremy N. Ambache	SDP All	673	20.3	+ 0.2
Charles Held	Eco	55	1.7	
Con to Lab swing 4.0%	Maj	1,025	30.9	

West Hill

Thursday 13 October 1983
Caused by the resignation of Cllr Richard Hickmet MP, Con
No change

1983 electorate %turnout		6,656	40.6	- 13.9
Christine Merry-Price	**Con**	**1,207**	**44.7**	**- 1.2**
Leonard W. Holmes	Lab	1,139	42.2	+ 8.4
Penelope Cooper	SDP All	355	13.1	- 7.2
Con to Lab swing 4.8%	Maj	68	2.5	

Earlsfield

Thursday 13 October 1983
Caused by the death of Cllr Bill Ballantine, Lab
Liberal Alliance gain

1980 electorate %turnout		11,067	36.9	- 6.6
David P. Patterson	**L All**	**1,263**	**41.2**	**+ 4.4**
Patrick R.R. Roche	Lab	1,058	34.6	- 2.4
Angela Graham	Con	658	21.5	- 7.7
Edward Larkin	Ind L	50	1.6	
Elizabeth Shaw	Eco	30	1.0	
Lab to L All swing 3.4%	Maj	205	6.6	

Fairfield

Thursday 25 October 1984
Caused by the resignation of Cllr Julian Proudman, Lab
No change

1984 electorate %turnout		5,802	43.1	- 9.2
John Miller	**Lab**	**1,328**	**53.2**	**+ 9.0**
Edward Garnier	Con	935	37.4	- 6.8
Celia Smith	SDP All	189	7.6	- 6.6
Bruce Mackenzie	Eco	46	1.8	
Con to Lab swing 4.9%	Maj	393	15.8	

St John

Thursday 27 June 1985
Caused by the resignation of Cllr Richard Twining, Lab
No change

1985 electorate %turnout		8,728	31.9	- 10.2
Richard Muskett	**Lab**	**1,504**	**54.6**	**+ 5.1**
Adrian Fort	Con	568	20.6	- 5.1
Andrew Cunningham	Ind	389	14.1	
James Caple	L All	253	9.2	- 15.6
Margaret Prager	Eco	39	1.4	
Con to Lab swing 5.1%	Maj	936	34.0	

1986

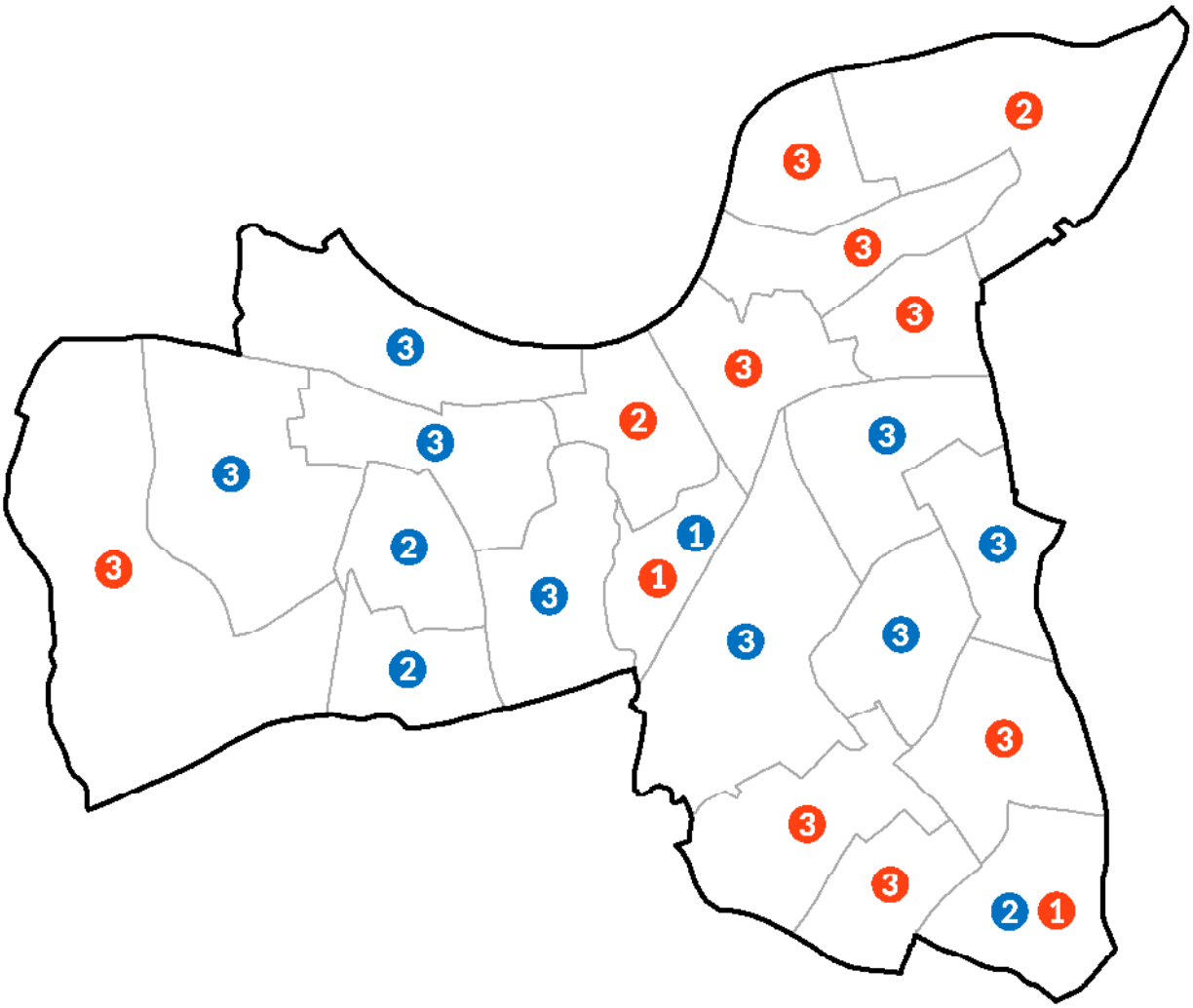

Conservatives	**31**
Labour	**30**

THEO'S
RESTAURANT
200/204 PUTNEY BRIDGE ROAD, SW15
GREEK
NIGHT
16th MAY
Live music and Cabaret. Dancing till 2 a.m.
Theo's famous Meze
(25 dishes)
ONLY £12 PER HEAD.
Ring 789 2515

Battersea News

Your local newspaper covering Balham, Battersea, Clapham Junct., Earlsfield, Putney, Roehampton, Southfields, Tooting, Wandsworth, Wimbledon Park.

VAUXHALL-OPEL
SOUTH LONDON SALES & SERVICE CENTRE
NAYLOR & ROOT
25 East Hill, Wandsworth SW18
871 2171

No. 5208 FRIDAY, MAY 16th, 1986. Price 15p.

Woman killed in accident

A 54 year-old woman died on Wednesday following a road traffic accident at a notorious Putney junction.

Miss Maude Ethel Orr, of Harwood Court, Upper Richmond Road, was involved in an accident with a Sainsbury's lorry in Oxford Road.

A police spokesman said the collision occurred when Mrs. Orr was crossing Oxford Road, and as the lorry was turning left into Oxford Road from the Upper Richmond Road.

The accident happened just after 8.15 a.m. The road was sealed off by police after the accident.

Credit controller Mr. Jim Day, who works nearby in Tote House, in the Upper Richmond Road, 100 yards from where the accident happened, told the WBN that he wrote to Wandsworth Council last year to complain after he had to help an old woman who was stuck in the middle of the road, "petrified."

"I wrote to the council, warning them that someone could get killed," he said.

He said the council had written back, telling him that they had looked into the possibility of setting up a pelican crossing, or traffic lights, but that this had been rejected because the residents of Oxford Road were opposed to the idea.

Hunt for brutal rapist

A 23-YEAR-OLD woman was brutally raped and assaulted as she made her way home along the Upper Richmond Road last Friday.

By Joe Robinson

The young woman was walking home to Clapham at 2 a.m., after an argument with her boyfriend, when the sex attacker struck.

A man grabbed her from behind, forced her into an alleyway and savagely assaulted and raped her.

Wandsworth police believe the assailant may be responsible for other rapes in the borough, and are liaising with the Brixton rape squad.

Identikit picture of rapist

The woman managed to get to a cab office near East Putney station, after her ordeal, and was later taken to a special examination suite at Putney police station, still suffering from shock.

Chief Inspector Mike Smith of the Wandsworth police told WBN: "The lady has come through the event remarkably. She's stood up to it all very, very well. She gave us a great deal of assistance."

The suspect is described as black, early 20's, slim build, 5ft. 11in., flat nose and wearing brown tinted plastic framed glasses, short dark coloured leather bomber jacket with cuffs, light coloured shirt, dark straight trousers.

Police appeal for anyone who was in the area about that time or who may have any information to contact Det. Sgt. Parkin in confidence, Ring Wandsworth CID 01-870 9011.

The most recent police figures show that there were 57 sexual offences in the Wandsworth division in 1985. 12 of those were rapes. Six of the rape offenders were arrested and charged, and a total of 30 of the sexual offenders were also charged.

This gave Wandsworth division a 52.6 per cent overall clear up rate for sexual offences.

Police say there has not been a dramatic upsurge of in the borough.

"Every case is one too many. Rape is an act of savagery, we are obviously very concerned, we'd certainly like to get to grips with these people," said Chief Insp. Smith.

(Continued on Page 28)

POLICE horse John was among the nine Wandsworth horses injured during clashes between police and pickets at Wapping's News International headquarters on May 3rd.

Three of the horses were seriously injured, the other two were back in action a week later, but John is still in light duties.

The nine-year-old horse is now back on light duties. He is pictured here with mounted police officer, P.c. Alan Hiscox.

See story on page 2.

ARMED ROBBERY

THREE robbers, one armed with a sawn-off shotgun, threatened staff at the Radio Rentals branch in Putney High Street last Saturday, but got away with only £15 cash, and some cheques.

EXPOSED

A YOUNG woman was walking along Keswick Road, Putney last Friday when a man wearing a green jacket exposed himself to her.

Labour leader out after election failure

WANDSWORTH'S Labour councillors have kicked out their leader, Tony Belton, and elected a new leader following last week's narrow defeat by the Tories in the borough elections.

The new man at the top of the Labour group will be 30 year-old Mike Barley, a former bus driver, who now works as a transport manager and troubleshooter for London Buses.

Labour's deputy leader is Patrick Roche, a newly elected councillor for Graveney Ward.

Clr. Roche, a 31-year-old barrister, replaces Clr. Priscilla Cornwall-Jones.

Clr. Barley was elected leader by a two to one majority by a 50-strong combined meeting of Labour councillors and Labour Party Local Government Committee delegates.

The election was formally ratified by Labour's 30 councillors on Monday evening.

Clr. Belton, aged 43, a local government officer, stood against him as the only other candidate in the leadership election.

Clr. Barley paid tribute to Clr. Belton's achievement in holding the Labour group together through eight years in opposition.

"Tony has done an enormously good job leading Labour councillors through some of the most difficult years in Wandsworth's history. His experience remains invaluable to the Labour group. I look forward to working with him in the months to come, just as we have worked closely together as fellow ward councillors over the last four years," he said.

● Continued on page 5.

New Labour Leader, Clr. Mike Barley

YOUR MOTORING IS OUR CONCERN
H.L. AUSTIN
WE REALLY DO CARE
NEW '86 METRO
NEW '86 MAESTRO
NEW '86 MONTEGO
WE WON'T BE BEATEN
-on any new car deal!
YOU CAN'T BEAT MY TRADE-IN VALUES!
WITH OFFERS LIKE THESE
-you don't need to go anywhere else!
Put us to the test.
60 WEST HILL RD. SW18
TEL 874 6262

INSIDE THIS WEEK

TORIES HOLD ON

WHY COUNCIL LEADER IS SO HAPPY
See Pages 4 & 5

Full sports round-up
See Pages 9—11

All your weekend T.V.
See Page 15

Parking help for disabled
See Page 17

See Our Property Guide For These Estate Agents
ellis copp
RASHBROOKS
MORETON RICHES
HONES

ELECTION '86

Results proves to be a bitter shock

LAST week's win by the Tories came as a bitter shock to the Labour Party in Wandsworth, who had been expecting to take control of the council by a comfortable margin, and were hoping for a landslide.

Labour's share of the vote was in fact slightly higher than the Tories' — 44 per cent, compared to the Tories' 43 per cent — with the Alliance trailing in with an 11 per cent share of the vote.

But significantly, the figures show that although the Alliance lost six per cent of the borough vote, Labour and the Tories shared the gain, with three per cent each. Or, in other words, Labour failed to pick up as much of the disaffected Alliance support as it would have wished. Nowhere was this clearer than in Earlsfield, where the Alliance lost both its councillors, and Labour and the Tories each won a seat.

But if the champagne corks are popping in Disraeli Road, some harsh words will be flying around at Labour and Alliance headquarters.

The Alliance will be shattered, not only because their support in other boroughs has increased, but also because they have worked hard, on the ground, in Wandsworth — and particularly in Putney, Southfields and Earlsfield. They are now without any representation at all on the council.

The Labour Party will be, if anything, even more shattered, because they had genuine hopes of winning outright control, and have now failed to do so for the third successive time.

The propaganda value for the Conservative Party of retaining control is as important to Central Office as wresting control away from the Tories would have been to Labour.

ELECTION REPORT BY QUENTIN McDERMOTT

There is still a possibility that Labour will do just that. At any point during the next four years it is very much on the cards.

One bye-election only is needed to see control of the Town Hall change hands.

But Labour have still failed, where, in their eyes — and according to voting trends elsewhere in England — they should have succeeded.

Most of the more unpopular and politically sensitive moves made by the council were carried out some years ago, and were not so fresh in people's minds. Also the GLC abolition happened just long enough ago for many people not to care as much about it now as Labour may have hoped.

The Tories' last-minute campaigning was impeccably timed, with a helpful party political broadcast on television the night before polling, and with scores of Tory helpers flooding the more marginal wards in the early part of last week. Hundreds of Tory voters had last-minute leaflets through their doors the night before polling, urging them to vote.

Perhaps more significantly, many of the Tory-led council's 'achievements' during the past eight years have left their mark — the lowest rates in London, the highest number of new council homeowners, the new swimming baths in Battersea, the new sports halls in Battersea and Tooting, the privatisation of services such as caretaking, street sweeping and rubbish collecting, which affect everyone in the borough, the way in which run-down council estates are being refurbished and sold off by private developers, the new stores and shopping centres which are either here, or on the way, the plans to redevelop Battersea Power Station, and the publicity promoting Wandsworth as "The Brighter Borough."

Voters can hardly have failed to notice the changes, and the response has been keener.

Labour, on the other hand as well as the Alliance, failed to capture the voters' imagination.

They both appeared to have hammered home the message that Wandsworth is an uncaring council — but without offering anything startlingly imaginative in its place.

Wandsworth Council is now intriguingly poised. There are issues, such as the future of the Putney Resource Centre, which could split the Tory group, and others, such as the progress of the Battersea Power Station, which threaten to trip them up.

Labour have a new, young leader, and a new deputy, from whom a fresh, aggressive style of opposition is expected.

Council leader Paul Beresford joyous in victory.

BOOST FOR TORIES IN ILEA POLLS

WANDSWORTH will have four Labour and two Conservative ILEA representatives from now on.

In the first-ever direct elections to the ILEA, Labour won comfortably in Battersea and Tooting, but lost Putney by enough votes to make the next general election a worrying prospect for Labour's prospective candidate, Peter Hain.

The Conservatives' candidates in Putney polled 15,434 and 14,893 votes respectively, while Labour polled 14,008 and 13,292.

Labour's Vanessa Cooper polled 885 votes fewer than the Tories' Barbara Garnett, but Sir Ashley Bramall, formerly chairman of the ILEA, trailed in fourth, a full 1,601 votes behind Mrs. Garnett, who herself polled 541 votes fewer than Mrs. Margaret Calcott-James.

The Alliance came a poor third in the three constituencies.

Conservative winners in Putney Margaret Calcott-James and Barbara Garnett said: "We promise to work hard in representing Putney parents and children, to curb the stupidities of Labour extremist policies, and to influence the government (through contact with the Department of Education and Science) to ensure improved standards."

BOROUGH ELECTION RESULTS

BALHAM

P. Ainsworth (C) 2,310.
J. Gaffney (C)* 2,384.
D. Goddard (C)* 2,330.
P. Bentzen (L)+ 1,789.
N. Gaeste (L) 1,714.
R. Harris (L) 1,769.
A. Campbell (ALL) 505.
S. Gray (ALL) 615.
S. Pearson (ALL) 556.

BEDFORD

A. Cohen (L) 2,084.
P. Daniel (L)* 2,227.
N. Daniels (L) 2,151.
C. Dawe (C) 2,091.
L. Lees (C)* 2,019.
J. Rastrav (C)* 1,953.
R. Goat (ALL) 478.
J. Owen-White (ALL) 475.
R. Pellitt (ALL) 414.

EARLSFIELD

A. Graham (C) 1,292.
G. Loveland (L) 1,364.
J. Grimshaw (C) 1,251.
E. Taylor (L) 1,184.
M. Morris (ALL) 888.
D. Patterson (ALL)* 1,038.

EAST PUTNEY

M. Calcott-James (C)+ 2,876.
C. Flind (C)* 2,821.
D. Whittingham (C) 2,690.
P. Berrill (L) 1,445.
M. Davies (L) 1,400.
A. Rushton (L) 1,422.
G. Gapron (ALL) 539.
V. Giles (ALL) 528.
A. Linforth-Hall (ALL) 456.



A. Hawes (GREEN) 198.
H. Grainger (COMM) 62.
R. Reeves (COMM) 36.

FAIRFIELD

J. Miller (L)* 1,541.
T. Watling (L) 1,362.
B. Graham (C) 1,358.
M. Qureshi (C) 1,277.
C. Smith (ALL) 246.
I. Strong (ALL) 222.

FURZEDOWN

A. Jessiman (C)* 2,471.
B. Prichard (C)* 2,399.
J. Gibbins (L) 2,429.
W. Wallace (L) 2,270.
A. Escoffery (L) 2,308.
A. Mathewson (L) 2,324.
S. Parrish (ALL) 526.
J. Snelling (ALL) 482.
M. Walton (ALL) 418.
A. Vickery (GREEN) 200.

GRAVENEY

D. Braithwaite (L)* 2,369.
K. Pick (L) 2,307.
P. Roche (L) 2,351.
R. Bunce (ALL) 1,119.
D. Robertson (ALL) 1,067.
R. Williams (ALL) 998.
D. Laud (C) 937.
S. Simmons (C) 984.
W. Wells (C) 939.

LATCHMERE

M. Barley (L)* 2,420.
A. Belton (L)* 2,520.
C. Cox (L) 2,480.
T. Kidd (C) 859.
T. Skees (C) 824.
C. Tilbury (C) 799.
J. Caple (ALL) 227.
J. Cuming (ALL) 203.
G. Reynolds (ALL) 215.
T. Boles (REALIST) 163.

NIGHTINGALE

P. Donoghue (C)* 2,609.
R. Govindia (C)* 2,448.
M. Heaster (C)* 2,485.

WANDSWORTH CONSERVATIVES
Councillors and Candidates

Thank all supporters for their confidence on May 8th, and pledge continued improvements to the environment; on council estates; and on quality services at value for mony prices.

WE WILL CONTINUE TO SERVE ALL IN THIS BOROUGH

/20

H. Bendall (L) 1,821.
A. Bhat (L) 1,856.
S. Nowens (L) 1,861.
B. Gibson (ALL) 493.
K. Lyons (ALL) 474.
P. Sylvester (ALL) 426.
E. Shaw (GREEN) 266.

NORTHCOTE

A. Grant (C)* 2,582.
M. Johnson (C)* 2,665.
G. Passmore (C)* 2,589.
N. Guttman (L) 1,601.
T. Noble (L) 1,610.
J. Pickard (L) 1,572.
J. Reynolds (ALL) 407.
N. Scott (ALL) 438.
S. Skey (ALL) 387.
G. Williams (GREEN) 201.

PARKSIDE

E. Howlett (C) 1,703.
J. Sedgwick (C)* 1,648.
J. Chegwidden (L)+ 1,567.
S. Molyneux (L) 1,546.
A. Lock (ALL) 259.
J. Sandbrook (ALL) 261.

QUEENSTOWN

P. Green (L) 1,385.
E. Hogan (L) 1,354.
A. Howard (C) 1,136.
N. Lode (C) 1,046.
M. Constable (ALL) 202.
D. Harries (ALL) 190.
M. Blake (GREEN) 98.

ROEHAMPTON

J. Slater (L)* 3,189.
V. Thompson (L)* 3,144.
M. Williams (L)* 3,132.
P. Barry (C) 1,854.
G. Edgington (C) 1,595.
I. Stewart (C) 1,578.
R. Henley (ALL) 402.
A. Hodgson (ALL) 399.
T. Hosking (ALL) 391.

ST. JOHN

S. Morgan (L) 2,148.
R. Muskett (L)* 2,160.
M. Tupper (L) 1,923.
A. Cole (C) 1,233.
O. Furrer (C) 1,264.
A. Fort (C) 1,235.
E. Allen (ALL) 298.
S. Johnson (ALL) 323.
J. Kubik (ALL) 296.
M. Prager (GREEN) 204.

ST. MARY'S PARK

P. Cornwall Jones (L)* 2,008.
S. Hercock (L)* 2,079.
W. Johnston (L)+ 2,067.
D. Kelly (C) 1,807.
C. McPall (C) 1,750.
M. Williams (C) 1,724.
S. Kemp (ALL) 354.
S. O'Brien (ALL) 290.
A. Swain (ALL) 231.
S. Willington (GREEN) 135.

SHAFTESBURY

F. Jones (L)* 2,387.
F. Macfaggart (L) 2,231.
B. Randall (L) 2,210.
E. Costa (C) 1,722.
E. Haywood (C) 1,774.
D. Openshaw (C) 1,765.
T. Crawford (ALL) 392.
M. Delaney (ALL) 420.
M. Sewell (ALL) 391.
J. Hanson (GREEN) 256.

SOUTHFIELD

M. Burnett (C)* 2,431.
P. Slater (C)* 2,371.
C. Thompson (C)* 2,356.
S. Gibbons (L) 2,197.
J. Gibbs (L) 2,213.
J. Pearce (L) 2,184.
J. Ambache (ALL) 1,046.
A. Greenfield (ALL) 1,001.
G. Walter (ALL) 970.
T. Black (IND. DEM) 65.
E. Larkin (S. CITIZENS) 118.

SPRINGFIELD

J. Crawford (C)* 2,703.
J. Garrett (C)* 2,631.
F. Staff (C) 2,534.
A. Bell (L) 2,095.
P. Brown (L) 2,020.
O. Whitaker (L) 1,904.
R. Paxman (ALL) 543.
P. Plowden (ALL) 476.
S. Ritchie (ALL) 406.
E. Green (HUMANIST) 101.

THAMESFIELD

A. Beresford (C)* 2,861.
P. Bingle (C)* 2,971.
E. Lister (C)* 2,759.
M. Freedman (L) 1,626.
D. Sutton (L) 1,505.
D. Whiddett (L) 1,502.
A. Crawley (ALL) 526.
J. Horrocks (ALL) 395.
F. Wallace (ALL) 817.
N. Leggett (IND) 78.

TOOTING

R. Hughes (L) 2,850.
V. Luthers (L)* 2,711.
E. Rosewell (L)* 2,702.
S. Alatan (C) 1,209.
B. Garrett (C)+ 1,463.
D. Hodson (C) 1,407.
D. Blake (ALL) 428.
L. Clay (ALL) 485.
C. Darracott (ALL) 399.
L. Grant (GREEN) 241.

WEST HILL

T. Maccabee (C) 1,572.
C. Merry-Price (C)* 1,631.
M. Gapes (L) 1,592.
J. Tippins (L) 1,437.
K. Hosking (ALL) 307.
D. Sowry (ALL) 267.

WEST PUTNEY

W. Hawkins (C)+ 3,055.
M. Holben (C)* 3,030.
E. Somerville-Jones (C) 2,933.
M. Campbell (L) 2,096.
N. Cartwright (L) 2,101.
M. Flasgar (L) 2,043.
P. Marshall (ALL) 394.
S. Shocket (ALL) 384.
A. Whitehead (ALL) 348.
E. Angus (GREEN) 152.

ILEA ELECTION RESULTS

BATTERSEA

Margaret Haughton Jones (L) 15,707.
John Vincent Norman Lucas (L) 14,864.
Cynthia Sheila Kenny (C) 12,543.
Peter James Luff (C) 11,546.
Michael Frank Harris (ALL) 3,237.
James Glyndwr Caple (ALL) 2,893.
Sonia Gwendoline (Sally) Willington (GREEN) 1,032.

TOOTING

Lincoln Crawford (L) 15,028.
Paul Charles Ram Flather (L) 15,023.
Peter Dunn Donoghue (C) 12,438.
Edward Henry Garnier (C) 12,180.
Pamela Joan Sylvester (ALL) 4,186.
Martin Stott (ALL) 4,172.
Monica Evelyn Vickery (GREEN) 1,472.

PUTNEY

Margaret Elizabeth Calcott-James (C) 15,434.
Kathleen Barbara Garnett (C) 14,893.
Vanessa Barbara Cooper (L) 14,008.
Ashley Bramall (L) 13,292.
John Horrocks (ALL) 4,044.
John Douglas Frederick Martyn (ALL) 3,515.
Amanda Jane Hawes (GREEN) 988.

ELECTION '86

ON COURSE FOR GENERAL ELECTION

BATTERSEA is on course for a Conservative victory at the general election, John Bowis, Battersea's prospective Parliamentary candidate said when congratulating ward committees and candidates on the borough election results.

"The holding of Wandsworth was a triumph," he said.

"It is a victory for effective and caring Conservatism in our borough. The electors have responded to the Conservative way of providing better services at lower cost and rejected wasteful and high cost socialism.

"Four years on from the 'Falklands factor' and in the mid-term of a period of government, we have increased our vote in Battersea and effectively halved Labour's general election majority. That gives us renewed confidence that we will soon see Battersea represented once again by a Conservative at Westminster."

GREENS STILL HOPEFUL

ALL 10 candidates from the Wandsworth Green Party (which comprises Tooting branch and Battersea and Putney branch) said they wished to thank those who voted for them in last week's council elections.

"At first our votes seemed small," said Jo Hanson, who polled 276 in Shaftesbury Ward.

"But considering we were pitched against the might of up to three candidates from each main party in each ward, we did quite well, and will show our true colours when proportional representation is achieved."

The Greens were encouraged by two Ecolo (Ecology) Greens from Belgium, both councillors in Brussels, who came to cheer them on accompanied by their wives, and who attended the count at Battersea Lower Town Hall.

Belgium has both P.R. and compulsory voting.

The Wandsworth Greens described themselves as "caught between Tory and Labour pincers".

WHICH PARTY ?

LOCAL Communists might learn a lesson or two from the example set by Harry Grainger — one of two Communist candidates standing in East Putney Ward in last week's borough elections.

Mr. Grainger, a teacher, polled 62 votes. His fellow Communist, teacher Robin Reeves, polled 36 votes.

After the election, the WBN went round to Mr. Grainger's home in Oakhill Road, Putney, and confirmed a nasty rumour we had heard on the grapevine.

Yes — it's true! Mr. Grainger's window was displaying — a Labour Party poster!

Conservatives cling onto power

THE Conservative Party clung on to power in Wandsworth's local elections last week by the smallest possible margin — one seat. The balance of power now reads: Conservatives, 31 seats; Labour, 30 seats.

The result followed a substantially higher turnout than at the last local elections in 1982.

Borough-wide, the turn-out was 51.47 per cent, compared with 48.7 per cent four years earlier.

Sharing the spoils in Earlsfield, Angela Graham, Conservative, and Graham Loveland, Labour.

The Labour group leader, Clr. Anthony Belton, immediately conceded that the result was a great disappointment, but warned that the Tories would find it tough managing with a majority of one.

Wandsworth Council leader Paul Beresford said the win was a victory for the overall package of policies carried out by the Conservatives locally.

The Labour Party gained three seats from the Tories, and one from the Liberal/SDP Alliance. The Conservatives gained one seat from the Alliance. And the Alliance lost both their seats in Earlsfield.

The voting overall confounded all the 'experts' ' predictions. Several opinion polls in the run-up to the election had confidently predicted an overall Labour victory, and several pundits considered it would be a comfortable victory.

In their canvassing returns of nearly 30,000 people, in 11 'marginal' seats, at the end of April, Labour reported finding an average swing to them of 9.9 per cent, which could have given them an extra 23 seats, and a massive overall majority.

But in the event, their overall gain was just four seats, and Labour came within a whisker of losing one of their seats in Fairfield Ward to the Tories — recording a winning margin of just four votes after five recounts.

In Furzedown Ward, where a swing of just 1.2 per cent was needed to capture the three Tory seats, Labour managed only one gain. And in Earlsfield Ward, where an even smaller swing to Labour of 0.8 per cent should have been enough to capture both Liberal-held seats, the vote was squeezed between both the major parties who captured one seat each.

Even more ominously for Labour's chances in a general founded all the 'experts' presolidly Tory, without a single gain in any of the three marginal wards of West Hill, Southfield and Parkside.

In West Hill, a 4.4 per cent swing would have been enough to give Labour two more seats, while in Southfield, a seven per cent swing was needed.

In Parkside, which recorded the highest turnout of any ward — 60.53 per cent — a 7.2 per cent swing was needed, but not achieved, and the Tories had a comfortable majority despite a recount.

In Balham Ward, where Labour again needed a 7.2 per cent swing, the Tories had a further comfortable majority.

Labour's leader, Tony Belton, said he was surprised at the results and speculated that the "absolute collapse" of the Alliance may have deprived Labour of one seat in Earlsfield and Furzedown — where.

Clr. Belton said it was also sad to report that in the two wards which were split — Earlsfield and Furzedown — Labour's black candidates recorded considerably fewer votes than Labour's successful white candidates. But he conceded that there could be other factors — rather than a racist element — which had led some voters to prefer some Labour candidates to others.

"It's certainly true to say that most of us expected to win," said Clr. Belton.

"The rates reduction may have had a bigger effect than we expected."

He added: "I would be very sad to think that some of the gutter politics that, in my view, the Tory Party has played in the past few months — apparently carried by the Tory Party political broadcast, which I didn't see, but I've heard a lot about — I'd be very sad if that actually conned a proportion of the public. But that may be the case."

Clr. Belton said that one or two Labour canvassers had reported a slight shift back to the Conservatives among voters just before the elections.

Wandsworth Council leader Paul Beresford, speaking immediately after his victory, said he had forecast all along that his party would win.

"It's against the trend, and it shows that Conservative inner city policies, local government, national government and the private sector are working."

Clr. Beresford said that Wandsworth was probably the key inner city borough held by the Conservatives.

"That is where the Conservatives have shown their concern in local government, and they've shown it's working. Conservatives in Wandsworth have helped drag this borough up out of the mire. Labour boroughs — particularly the adjacent ones — are sinking," he said.

Clr. Beresford said he thought Labour had fared so badly, because the Conservative Party had done so well for Wandsworth. He said the result was a mark of success.

"It shows we can continue the same policies."

Clr. Beresford said the new Tory mayor would use his casting vote, whenever necessary, to help his party, and said that the make-up of the committees — which is decided by the majority party — would be as before.

He said he did not accept Clr. Belton's suggestion that there may have been a racist element which militated against some of Labour's candidates.

Clr. Beresford said he did not think the voters had responded in particular to any specific policies such as the cut in rates, or sale of council houses.

"It's the whole package that's worked — and it's worked against the trend. When you consider some of the early predictions, that Labour were going to win 20 out of the 22 wards, which would have left us a minority group of six, I think you can see why we feel rather pleased," he said.

The Liberal/SDP Alliance had little to say this week about last week's disastrous results in the borough and ILEA elections.

ILEA and council candidate John Horrocks told the WBN: "We were disappointed with the results. We were squeezed in the dog-fight between the Labour Party and the Conservative Party."

Holding a marginal at West Hill, Christine Merry-Price and Terence Maccabee for the Conservatives.

Balancing act for new mayor

THE man most likely to take over as Mayor of Wandsworth, Conservative Clr. Alf Jessiman, has admitted that the job will be a "balancing act".

With 31 Tory councillors and 30 Labour councillors attending full council meetings, Clr. Jessiman — as one of the 31 — will ho'd the casting vote. Last week he said he intended to use his vote whenever necessary, if, as expected, he is elected mayor at this year's annual council meeting next Wednesday.

Clr. Jessiman agreed that the Conservatives had a "game-plan — and I'm it."

He added: "I'm a Conservative first, and a mayor second. That doesn't mean to say that I won't try and fulfil the mayoral functions as normal. But I think the Conservatives have done well in Wandsworth, and I would want them to continue to do well, and I wou'dn't want anything to come in between that."

Clr. Jessiman said he did not see any conflict between his duty, as mayor, to be impartial, and his loyalty to his party. "I know exactly where my duties lie," he said.

He added that, if he was needed to vote on the committees, he would be there.

"Wherever they need me, I'll be there," he said.

New Mayor, Clr. Alf Jessiman

NEW LABOUR LEADER

● From page 1

Clr. Barley said it would now need only one by-election to overturn the Tories' one-seat majority on Wandsworth Council, and give Labour power for the first time since 1978.

"I see the Conservative administration as caretakers — and rather tired ones at that. Before very long, we shall take power," he forecast.

Clr. Barley said he did not think there would have been a change in leadership if Labour had won.

"When it became clear that we had lost I felt that there had to be a change, and that it was important that that change was seen to be made quickly and publicly, and that we don't behave as if we're a party of permanent opposition."

Clr. Barley said Labour would adopt a higher profile, both inside and outside the Town Hall, and would campaign hard in targeted marginal wards.

Clr. Barley said the Labour group would have special speakers on women, health and the police, and would fight any further privatisation moves by the Conservatives. They would also fight for equal opportunities, and would campaign for lesbian and gay rights.

LLOYD MILLER
(PERSONAL TAILOR)
IF YOU WANT STYLE & QUALITY
COME TO US FOR THE VERY BEST IN MADE-TO-MEASURE & READY TO WEAR SUITS, JACKETS & TROUSERS
DRESSWEAR HIRE FOR EXTRA SPECIAL OCCASIONS
Enquire for details
★ SCHOOLWEAR SPECIALISTS ★
WE ARE NOW STOCKING SCHOOL BLAZERS, TROUSERS, SHIRTS AND TIES
Quality Knitwear, Shirts, Ties, Braces, etc. Top makes.
TOP QUALITY SHIRTS & TIES
ST. JOHN'S HILL, SW11
Tel.: 01-228 1243
(Nr. Clapham Junction Stn.)

20-PAGE WEEKEND PULL-OUT

The LONDON STANDARD

Friday, May 9, 1986 20p Incorporating the London Evening News

CLOSING PRICES

Diana: I have never fainted before

THE Princess of Wales looked cool, calm and collected today as she and Prince Charles began a hectic schedule of events on the first full day of their six-day tour of Japan.

The Princess, who earlier this week fainted while touring Expo '86 in Vancouver, ate a good breakfast before setting out with her husband to the gardens of the Shugakuin Imperial villa.

According to their Press secretary Mr Victor Chapman, the Princess was feeling "fine." "She's not on a diet, she's eating normally," he said.

She had told him: "I cannot remember ever fainting before." The Princess was responding to claims in some British newspapers that she had fainted several times this year.

The Princess, wearing a cream silk dress decorated with red spots resembling the rising sun emblem of Japan, looked well as the couple walked up a steep incline to the villa which overlooks Kyoto, one-time ancient capital of Japan.

Prince Hiro, the 25-year-old grandson of Emperor Hirohito, escorted the Royal couple around the gardens.

Later Prince Charles toured a 13th century temple overlooking Kyoto, where the chief priest said he would make a good Buddhist monk.

The chief priest of the Zen Buddhist order told the prince how "the emptying of the mind" of earthly thoughts freed it for creativity. The Prince, he said, showed great interest.

Chief priest Tenezan Yasuda said he was very pleased Prince Charles was able to

Continued Page 2, Col 6

EASTERN CHIC: The Princess of Wales tries a kimono presented to her in Kyoto.

Battered Maggie's message for the party faithful . . .

'LET'S GET 'CRACKING'

by Charles Reiss and Peter Gavan

MRS THATCHER swung into instant action today to repair the damage to the Tories after a dismal night at the polls.

After an early telephone call to the chairman Norman Tebbit, she paid an unscheduled visit to the party's Central Office HQ and told Tory staff: "Let's get cracking."

Was she reading the Riot Act? Certainly not. "They have been up all night," said the Prime Minister as she went in to meet the assembled staff. "I am just going to say thank you and cheer them up."

Mrs Thatcher's message to her troops in the wake of the results which saw the Government lose their safe seat of Fyedale, hang on to the other by-election seat at West Derbyshire by just 100 votes and suffer a flood of local election losses, was delivered in private and took just 20 minutes.

When she came out, she insisted that the Government would stick to its policies and "redouble our efforts." As for the by-elections, "we won one and we lost one and the one we lost we will get back next time."

What had she told the Tory staff? "Come on, let's keep cheerful and let's get cracking," the Prime Minister said.

Told of Mrs Thatcher's unexpected visit to Central Office, Labour leader Neil Kinnock said: "The only visit they want from Mrs Thatcher is her farewell visit. The rest of the country feels the same."

In hundreds of local council elections nationwide, it was Labour which made the main gains. But in London, the party did only moderately well.

The Alliance scored a coup with the capture of Tower Hamlets from Labour and the Tories clung on to true-blue Wandsworth.

In the contest for the Inner London Education Authority —the first ILEA poll ever— Labour made early gains and looked on course for a landslide.

Mrs Thatcher launched an immediate inquest into a bruising night for the Government but one which stopped just short of calamity.

From the Tory rank and file, the results brought fresh criticism of Mr Tebbit and his style and campaign management as party chairman. And it is bound to increase the pressure on the Prime Minister for a swift and effective Government reshuffle.

Mr Tebbit himself admitted

Continued Page 2, Col 1

HOW THEY LINE UP

NATIONWIDE	Seats gained	Seats lost
CONSERVATIVE	58	731
LABOUR	544	84
ALLIANCE	370	110
LONDON		
CONSERVATIVE	6	270
LABOUR	209	39
ALLIANCE	119	21

Full results inside

See Pages 12, 13, 14

Smaller all round, but no less a Mercedes.

GEYFORDS LTD
197-199 Tooting High Street, SW17
Sales Tel: 767 1422
Service & Parts Tel: 767 0079
Engineered like no other car in the world.

TV 32 • Entertainment Guide 35 • Letters 20 • Ad Lib 28 • Sam White 7 • Patric Walker 42 • City 57

Alliance candidates storm London town halls

Wandsworth crumb of comfort for Tories

by Michael King

ALLIANCE candidates gave their Tory and Labour opponents a severe mauling in the battle for London's 32 town halls.

For the first time the Labour stronghold of Tower Hamlets fell to the Alliance. At Richmond, a Liberal landslide cut the number of Tory councillors from 24 to three.

Further Alliance onslaughts at Sutton and Kingston toppled the Tories from overall control. Islington's Left-wing Labour leadership got a nasty shock when it lost 13 seats to the SDP and a Liberal.

Islington's brand of Left-wing politics directed by Mrs Margaret Hodge has clearly disenchanted the voters. Four years ago the Alliance won only one seat by a majority of one. Two more Alliance candidates arrived in by-elections.

The council's Labour group is planning to examine its

MERLE AMORY: London's first black woman council leader.

commitment to Left-wing policies.

Labour MP Mr Chris Smith, who would lose his Islington South and Finsbury constituency if last night's results were repeated at a General Election, said today: "It is always important for politicians to listen to what the electorate is telling them."

Islington's SDP opposition leader Mr David Hyams, who received the nighest vote in the borough, said: "The people of Islington have given the loony Left notice to quit."

One decision facing the Labour group is whether to go ahead with making gay rights activist Mr Bob Crossman the new mayor. Some Labour councillors are calling for a mayor with a "lower profile".

Mayor

As expected the previously hung councils of Hammersmith and Fulham, Waltham Forest, Brent and Ealing were all captured by Labour.

But there was consolation for the Tories at Wandsworth where, despite a big Labour challenge, they managed to cling on to power by one seat.

In neighbouring Merton the Tory majority was slashed from 29 to one seat by Labour gains.

In the Home Counties the Tories lost overall control of several councils including Brighton, Colchester, Reading and Woking. Against the trend the Tories gained control of Basingstoke.

Labour won enough town halls to become the largest party on the new boards and quangos set up after the abolition of the GLC. These include the Fire Brigade, the Civil Defence Authority and the London Grants Committee.

With Westminster and Kensington and Chelsea results still to be declared, the line-up of London councils looks like this: Labour 15, Tory 9, Alliance 2, with four councils likely to end up "hung." These are Havering, Hillingdon, Kingston and Sutton.

At Sutton the Alliance holds temporary power with a majority of three over the Tories and Labour until a June by-election caused by the death of a candidate.

The contest will take place in Wallington North where there are three seats. The Tories hold all three with a majority of about 500.

If the Tories hold the ward Sutton Council will be split: Alliance 28, Tories 21, Labour 7.

Sutton's Tory leader, Dr David Trafford, was one of the 20 members of his party who lost their seats.

Labour's victory at Brent means that Merle Amory, 26, becomes London's first woman black council leader.

She was at the centre of controversy two years ago when the Labour GLC appointed her a part-time member of the London Transport Board. She received a £13,000 golden handshake when the Government took over LRT.

Mrs Thatcher suffered a blow last night in her Finchley constituency when the Labour Party took nine of the 15 seats on Barnet council.

Tory casualties at Ealing included the mayor, Mr Vladimir Kopecky.

Ted's night of election glee . . .

by Dick Murray and Peter Gruner

SACKED Lambeth Council leader Ted Knight was back at Brixton town hall to watch the new Labour group sweep back into power with an increased majority.

Mr Knight, evicted from office by the High Court along with 30 other Labour councillors for causing a three month delay in setting a borough rate last year, said "This victory proves our struggle was worth it.

"I would do exactly the same again if I had to—and in effect the voters of Lambeth, in returning Labour to power, have overturned the verdict of the High Court judges."

Tipped

With one ward still to come, because of a recount, Labour, fielding virtually all new candidates, was well clear of the Tories with 38 seats against 20.

But already the power struggle to take Mr Knight's place leading the Labour group is under way. Three hats are in the ring for leadership. They belong to Linda Bellos and the mayor Kingsley Smith — both with little experience.

The third contender is Lesley Hammond, easily the most experienced local politician and a former ILEA councillor.

Strongly tipped for the leadership, Mrs Hammond is a supporter of the sacked Labour councillors, who included her husband Len.

If she is voted leader Mr Knight would be a frequent behind-the-scenes adviser.

There is, however, likely to be strong support for feminist Ms Bellos, particularly from the black sections.

Mr Kingsley Smith is not viewed as a future council leader even though he chaired the panel of three Labour councillors who ran the borough for a brief period between the mass sackings and the election.

Mr Kingsley Smith, however, made his feelings felt in no uncertain manner when he spotted his two rivals for the leadership crown being interviewed on television at the count.

"Who the hell gave them permission to speak," he bellowed.

"I am in charge of the council. I am the mayor. I am the leader here."

With that he barged in and broke up the TV interview—much to the embarrassment of Labour candidates who cringed into their hands as the TV cameras kept rolling and the fracas went out live to millions.

In HARINGEY Bernie Grant — the man who during the Tottenham riots said the police got a "bloody good hiding" — swept back to power with an increased majority.

Let's get cracking, Maggie tells party

Cont from Page One

that the results were "disappointing" but insisted there would be no change in the Government's line.

"You should not read too much into by-election results," he said.

The voters were not saying they wanted different Government policies. "I do not think they are asking to put up inflation, to put up interest rates and to increase their mortgage payments."

The Liberals' David Steel actually declared he was "over the moon" on BBC radio. And there was no doubt the Alliance bandwagon was on the road again after their disappointing third place in Fulham.

The victory for Mrs Elizabeth Shields at Ryedale made her the first Liberal woman MP in 35 years.

Labour, which started a poor third in both by-elections, just about held its vote but no more. Neil Kinnock, however, said that the results nationwide put Labour "directly on course" for a narrow but clear win at the next General Election.

Overall, the picture was of the voters swinging whichever way they believed would be most effective to get the Tories out.

Although that was bleak news for Mrs Thatcher, it increased the odds of a hung Parliament at the next election.

Drama

Diane Chanteau in West Derbyshire writes: A night of drama ended at 6·27 this morning as the Tories hung on by the skin of their teeth — with a 15,325 majority slashed to a mere 100 votes.

The Alliance, who had expected to win the seat, also hung on like grim death, insisting on three re-counts.

The final result was announced as dawn broke over the town of Matlock—28-year-old Patrick Alan McLoughlin was the new MP.

Shekhar Bhatia in Ryedale writes: Liberal leader David Steel was heading for Yorkshire today to congratulate schoolteacher Elizabeth Shields on her stunning success for the Alliance in turning a 16,142 Tory majority to a 4940 vote victory.

Mrs Shields warned that no Conservative seat in Britain was safe.

"This result shows that the people at Ryedale don't like the Tory Government, they don't like its policies and the way they have affected them and that they were determined to have a change."

The results also signalled the start of the fiercest battle yet between Labour and the Alliance to be clearly seen as the main challenger.

BY-ELECTION RESULTS

RYEDALE

Elizabeth Shields (L Alliance)	27,612
Neil Balfour (C)	22,672
Shirley Haines (Lab)	4,633

Alliance maj 4940. Turnout 67·3 pc.

Gen Election (1983): J Spence (C) 33,312. E Shields (L) 17,170. P Bloom (Lab) 5,516. Maj 16,142.

WEST DERBYSHIRE

Patrick McLoughlin (C)	19,896
Christopher Walmsley (L Alliance)	19,796
Bill Moore (Lab)	9,952
Robert Goodall (Ind)	289
Christopher Sidwell (Rainbow Alliance)	348

C maj 100. Turnout 71·9 pc.

Gen Election (1983): M Parris (C) 29,695. V Bingham (L) 14,370. J March (Lab) 9060. Maj 15,325.

RYEDALE CHOICE: Liberal victor Mrs Elizabeth Shields, a teacher, today.

ELTON JOHN

Stars rock for the Royals

by Spencer Bright

PRINCESS Diana and Prince Charles will be entertained by the world's top rock performers at a charity show at Wembley Arena on June 20.

The line-up includes Elton John, Phil Collins, Tina Turner, Mark Knopfler and Paul Young. All will appear at the birthday party to celebrate the tenth anniversary of the Prince's Trust charity.

Billed as the rock event of the year the show will be divided into two parts.

The first half will have the superstars performing on their own. In the second they will all join together on stage as they take it in turns to hog the limelight.

The full bill also includes Status Quo, Joan Armatrading, Level 42, Midge Ure, Eric Clapton and Suzanne Vega.

The event will not be filmed, recorded or televised because of legal difficulties over artists' copyright.

Tickets are £25·50 and £15·50 and include a donation and booking fee. They are available by post now.

Send a cheque or postal order made out to The Prince's Trust and enclose a stamped addressed envelope to The Birthday Party, PO Box 2, London W6 0LQ.

Continued from Page 1

Diana

discuss "the empty mind" concept.

"The Prince knew about the quiet life, and the empty mind," he said, adding: "He would make a good monk, of course. He has a very honest character, and was much interested in the way our monks train."

But he could not answer the question of whether Prince Charles envied the monks' life. He said he told the Prince he hoped he would stay longer if he visited the temple again, and the Prince had replied that he would like that.

The chief priest added that Prince Charles thought a great deal about children, that their lives should be peaceful and happy.

Earlier squatting rows of blue-robed monks formed a silent guard as the chief priest escorted the serious-faced Prince to the order's chapel, perfumed with incense and with votive candles nickering on its altar, illuminating the rich gold brocade hangings.

Prince Charles removed his shoes and disappeared through the temple doorway, hung with symbolic curtains, into its dim interior.

He emerged about 10 minutes later deep in conversation with the purple-robed chief priest, and followed by an elder of the order.

The Prince talked briefly to some of the 16 young men, one of them from California, who spend their days in search of self-purification, hoping to achieve Nirvana, or enlightenment, and inner peace.

Balham

1986 electorate %turnout		9,208	53.8	+ 1.6
***Jeanette J. Gaffney**	**Con**	**2,384**	**50.8**	**+ 0.1**
***David R. Goddard**	**Con**	**2,330**	**49.6**	**- 0.8**
Peter M. Ainsworth	**Con**	**2,310**	**49.2**	**+ 0.7**
*Patricia Benians	Lab	1,785	38.0	+ 1.7
Roger G. Harris	Lab	1,740	37.1	+ 2.6
Neville R. Garcia	Lab	1,714	36.5	+ 2.0
Alexander P. Campbell	SDP All	655	13.9	- 2.2
Sarah E. Gray	SDP All	615	13.1	- 0.8
Stephen J. Pearson	L All	556	11.8	- 2.0
Con to Lab swing 0.8%	Maj	599	12.8 ●	
		545	11.6 ●	
		525	11.2 ●	

Bedford

1986 electorate %turnout		10,024	49.2	+ 6.0
***Paul Daniel**	**Lab**	**2,227**	**48.2**	**+ 3.9**
Neville Daniels	**Lab**	**2,151**	**46.6**	**+ 6.1**
Arnold J. Cohen	**Lab**	**2,084**	**45.1**	**+ 8.5**
Colin F. Dawe	Con	2,061	44.6	- 0.5
*Lois M. Lees	Con	2,019	43.7	+ 0.5
*John M. Rattray	Con	1,953	42.3	- 0.6
Richard C. Goat	SDP All	478	10.3	- 6.5
John T. Owen-White	L All	475	10.3	- 5.3
Ross D.A. Pollitt	SDP All	414	9.0	- 5.9
Con to Lab swing 3.3%	Maj	166	3.6 ●	
		90	2.0 ●	
		23	0.5 ●	

Earlsfield

1986 electorate %turnout		6,825	56.3	+ 3.1
Graham M. Loveland	**Lab**	**1,364**	**38.9**	**- 2.7**
Angela Graham	**Con**	**1,292**	**36.8**	**+13.7**
John F. Grimshaw	Con	1,251	35.7	+12.7
Enley C. Taylor	Lab	1,184	33.7	- 1.7
*David P. Patterson	L All	1,038	29.6	- 7.8
Martin J. Morris	L All	888	25.3	- 10.9
Con to Lab swing 7.6%	Maj	113	3.2 ●	
		108	3.1 ●	

East Putney

1986 electorate %turnout		10,325	48.8	+ 2.7
***Margaret E. Calcott-James**	**Con**	**2,876**	**57.4**	**- 3.0**
***Christopher J. Flind**	**Con**	**2,821**	**56.3**	**- 3.4**
Diana M. Whittingham	**Con**	**2,690**	**53.7**	**- 4.6**
Marcia J. Davies	Lab	1,499	29.9	+ 8.6
Paul Berrill	Lab	1,445	28.9	+ 7.9
Andree Rushton	Lab	1,422	28.4	+ 7.4
Vanessa G.Giles	L All	538	10.7	- 9.3
George D. Capron	L All	532	10.6	- 9.4
Anthony N.J. Linforth-Hall	SDP All	456	9.1	- 10.9
Amanda J. Hawes	Green	198	4.0	
Harold W. Grainger	Comm	62	1.2	
Robin Reeves	Comm	36	0.7	
Con to Lab swing 6.1%	Maj	1,377	27.5 ●	
		1,322	26.4 ●	
		1,191	23.8 ●	

Fairfield

1986 electorate %turnout		5,717	55.8	+ 3.5
***John H. Miller**	**Lab**	**1,541**	**51.3**	**+ 4.6**
Trevor K. Watling	**Lab**	**1,362**	**45.4**	**- 0.7**
Bryan Graham	Con	1,358	45.2	- 0.5
Masood A Qureshi	Con	1,277	42.5	- 3.2
Celia M. Smith	SDP All	246	8.1	- 6.3
Ivor W. Strong	SDP All	222	7.4	- 6.6
Con to Lab swing 0.1%	Maj	183	6.1 ●	
		4	0.2 ●	

Furzedown

1986 electorate %turnout		11,035	50.7	+ 7.2
***Alfred C. Jessiman**	**Con**	**2,471**	**45.7**	**+ 4.1**
John W. Gibbins	**Lab**	**2,429**	**44.9**	**+ 5.7**
***Brian N.C. Prichard**	**Con**	**2,399**	**44.4**	**+ 3.3**
Alan J. Mathewson	Lab	2,324	43.0	+ 4.7
Aubrey G. Escofferey	Lab	2,308	42.7	+ 4.6
Wellesley T. Wallace	Con	2,270	42.0	+ 2.0
Simon W. Parritt	SDP All	520	9.6	- 9.2
Jonathan P. Snelling	SDP All	482	8.9	- 8.5
Michael E.D. Walton	L All	418	7.7	- 9.7
Con to Lab swing 1.0%	Maj	147	2.7 ●	
		159	3.1 ●	
		75	1.4 ●	

Graveney

1986 electorate %turnout		9,822	47.7	+ 7.8
***Duncan E. Braithwaite**	**Lab**	**2,369**	**54.4**	**+ 3.1**
Patrick R.R. Roche	**Lab**	**2,351**	**54.0**	**+ 5.9**
Kathryn H. Pick	**Lab**	**2,307**	**52.9**	**+ 8.2**
Robert J. Bunce	SDP All	1,119	25.7	+ 6.9
David Robertson	L All	1,067	24.5	+ 7.6
Richard Williams	SDP All	998	22.9	+ 7.1
Susan Simmons	Con	984	22.6	- 11.6
William A.A. Wells	Con	939	21.6	- 12.6
Derek Laud	Con	937	21.5	- 9.4
Lab to All swing 0.7%	Maj	1,250	28.7 ●	
		1,232	28.3 ●	
		1,188	27.2 ●	

Latchmere

1986 electorate %turnout		8,117	45.6	+ 3.6
***Anthony J. Belton**	**Lab**	**2,520**	**68.5**	**+ 1.4**
Christine M. Cox	**Lab**	**2,480**	**67.4**	**+ 3.1**
***Michael L. Barley**	**Lab**	**2,420**	**65.8**	**+ 2.1**
Timothy G. Kidd	Con	859	23.4	+ 4.4
Timothy J.H. Skeet	Con	824	22.4	+ 3.8
Charles M.W. Tilbury	Con	799	21.7	+ 3.6
James G. Caple	L All	227	6.2	- 7.3
Gillian A. Reynolds	L All	215	5.8	- 6.6
James A. Cuming	L All	203	5.5	- 6.5
Timothy C. Boles	Ind	163	4.4	
Lab to Con swing 0.9%	Maj	1,661	45.1 ●	
		1,621	44.0 ●	
		1,561	42.4 ●	

Nightingale

1986 electorate %turnout		9,996	50.9	+ 3.7
***Peter Donoghue**	**Con**	**2,609**	**51.3**	**- 0.6**
***Maurice A.S. Heaster**	**Con**	**2,485**	**48.8**	**- 1.2**
***Ravindra P. Govindia**	**Con**	**2,448**	**48.1**	**- 0.1**
Sarah J. Newens	Lab	1,861	36.6	+ 4.3
Ashok V. Bhatt	Lab	1,856	36.5	+ 6.0
Huw Bendall	Lab	1,821	35.8	+ 5.9
Brenda J. Gibson	SDP All	493	9.3	- 10.3
Kevin M. Lyons	L All	474	8.4	- 13.2
Pamela Sylvester	L All	426	8.4	- 9.8
Elizabeth M. Shaw	Green	266	5.2	
Con to Lab swing 3.0%	Maj	748	14.7 ●	
		624	12.2 ●	
		587	11.5 ●	

Northcote

1986 electorate %turnout		9,207	53.6	+ 0.6
***Martin D. Johnson**	**Con**	**2,665**	**55.3**	**+ 3.8**
***Gordon S. Passmore**	**Con**	**2,589**	**53.7**	**+ 3.2**
***Andrew G. Grant**	**Con**	**2,582**	**53.6**	**+ 4.0**
Thomas L. Noble	Lab	1,610	33.4	+ 4.2
Nicholas M. Guttman	Lab	1,601	33.2	+ 5.2
Jane F. Pickard	Lab	1,572	32.6	+ 5.3
Nigel P. Scott	L All	438	9.1	- 9.8
John H. Reynolds	L All	407	8.4	- 10.3
Stephen P. Skey	L All	387	8.0	- 10.5
Susana G. Williams	Green	201	4.2	+ 1.6
Con to Lab swing 0.6%	Maj	1,055	21.9 ●	
		979	20.3 ●	
		972	20.2 ●	

Parkside

1986 electorate %turnout		6,109	60.4	+ 3.2
Elizabeth Howlett	**Con**	**1,703**	**48.8**	**- 1.0**
***Josephine L. Sedgwick**	**Con**	**1,648**	**47.2**	**- 0.4**
*Judith M. Chegwidden	Lab	1,567	44.9	+ 8.2
Simon R. Molyneaux	Lab	1,546	44.3	+12.5
John Sandbrook	L All	261	7.5	- 11.0
Andrew R. Lock	SDP All	259	7.4	- 8.2
Con to Lab swing 5.5%	Maj	136	3.9 ●	
		81	2.3 ●	

Queenstown

1986 electorate %turnout		6,544	44.6	+ 3.8
Philip Green	**Lab**	**1,385**	**50.2**	**+ 1.8**
Eileen M. Hogan	**Lab**	**1,354**	**49.1**	**+ 5.3**
Arthur J.H. Howard	Con	1,136	41.2	+ 2.5
Nicholas F.W. Lyde	Con	1,046	37.9	+ 2.9
Martin B. Constable	SDP All	202	7.3	- 8.6
David I. Harries	SDP All	199	7.2	- 7.3
Mary E. Blake	Green	98		
Con to Lab swing 0.5%	Maj	249	9.0 ●	
		218	7.9 ●	

Roehampton

1986 electorate %turnout		9,939	54.0	+ 2.1
***John A. Slater**	**Lab**	**3,189**	**61.8**	**+ 6.9**
***Vera Thompson**	**Lab**	**3,144**	**60.9**	**+ 8.9**
***Michael R. Williams**	**Lab**	**3,132**	**60.7**	**+11.1**
Patricia E. Berry	Con	1,654	32.0	+ 7.2
Quentin R. Edgington	Con	1,595	30.9	+ 6.1
Ian R.F. Stewart	Con	1,578	30.6	+ 6.3
Rosemary S. Henley	L All	402	7.8	- 16.5
Adrian C.C. Hodgson	SDP All	399	7.7	- 15.8
Teresa M. Hosking	L All	391	7.6	- 14.0
Con to Lab swing 1.3%	Maj	1,535	29.8 ●	
		1,490	28.9 ●	
		1,478	28.7 ●	

St John

1986 electorate %turnout		8,829	43.0	+ 0.9
***Richard N. Muskett**	**Lab**	**2,160**	**56.7**	**+ 5.7**
Sally Morgan	**Lab**	**2,148**	**56.4**	**+ 6.7**
Martin C. Tupper	**Lab**	**1,923**	**50.5**	**+ 2.8**
Oliver P. Farrer	Con	1,264	33.2	+ 7.5
Anthony N. Cole	Con	1,233	32.4	
Adrian M.S. Fort	Con	1,225	32.2	
Susan Johnson	L All	323	8.5	- 19.1
Ernest S. Allen	L All	286	7.5	- 16.7
Jan M. Kubik	L All	256	6.7	- 15.8
Margaret L. Prager	Green	204	5.4	
Con to Lab swing 1.3%	Maj	896	23.5 ●	
		884	23.2 ●	
		659	17.3 ●	

St Mary's Park

1986 electorate %turnout		8,739	49.2	+ 1.2
***Stuart H.J. Hercock**	**Lab**	**2,079**	**49.2**	**+ 3.5**
***William R. Johnson**	**Lab**	**2,067**	**48.9**	**+ 6.2**
***Priscilla Cornwall-Jones**	**Lab**	**2,008**	**47.5**	**+ 6.6**
Dominic N.D.M.C. Kelly	Con	1,807	42.2	+ 2.0
Charles W.H. McFall	Con	1,730	40.9	+ 1.2
Margaret Williams	Con	1,724	40.8	+ 1.6
Sheila E. Kemp	SDP All	334	7.9	- 8.6
Stephen R. O'Brien	SDP All	290	6.9	- 5.9
Ann D. Swain	SDP All	231	5.5	- 7.2
Sonia G. Willington	Green	135	5.4	+ 2.1
Con to Lab swing 1.8%	Maj	272	6.4 ●	
		260	6.1 ●	
		201	4.7 ●	

Shaftesbury

1986 electorate %turnout		10,182	46.3	- 0.4
***Francis H. Jones**	**Lab**	**2,387**	**51.1**	**+ 6.3**
Fiona M. MacTaggart	**Lab**	**2,231**	**47.7**	**+ 5.3**
Belinda J. Randall	**Lab**	**2,210**	**47.3**	**+ 5.8**
Edmund R. Hayward	Con	1,774	37.9	- 0.5
David J. Openshaw	Con	1,765	37.2	+ 0.4
Kenneth J. Costa	Con	1,722	36.8	+ 1.2
Michael Delaney	SDP All	425	9.0	- 10.7
Thomas Crawford	SDP All	392	8.4	- 10.8
Mary P. Sewell	SDP All	351	7.5	- 11.1
Josephine Hanson	Green	256	5.5	
Con to Lab swing 2.6%	Maj	613	13.2 ●	
		457	9.8 ●	
		436	9.4 ●	

Southfield

1986 electorate %turnout		10,175	58.2	+ 7.0
***Michael J. Burnett**	**Con**	**2,431**	**42.8**	**- 6.8**
***Peter Slater**	**Con**	**2,371**	**41.7**	**- 7.7**
***Christine A. Thompson**	**Con**	**2,356**	**41.5**	**- 5.9**
John R. Gibbs	Lab	2,213	39.0	+ 4.5
Stephen Gibbons	Lab	2,197	38.7	+ 5.4
Jacqueline Pearce	Lab	2,184	38.4	+ 7.5
Jeremy N. Ambache	SDP All	1,046	18.4	- 0.4
Andrew V.W. Greenfield	SDP All	1,001	17.6	- 1.0
Gerald A. Walter	L All	970	17.1	- 0.5
Edward D.F. Larkin	Ind	118	2.1	
Terence W. Black	Ind	65	1.1	
Con to Lab swing 6.3%	Maj	216	3.8 ●	
		158	2.7 ●	
		143	2.5 ●	

Springfield

1986 electorate %turnout		10,339	52.8	+ 0.1
***James C. Crawford**	**Con**	**2,703**	**51.6**	**+ 0.2**
***John R. Garrett**	**Con**	**2,631**	**50.3**	**- 0.6**
***Francis A. Staff**	**Con**	**2,534**	**48.4**	**- 0.7**
Andrew Bell	Lab	2,095	40.0	+ 7.9
Frank L. Bell	Lab	2,020	38.6	+ 6.7
Geoffrey Whitaker	Lab	1,904	36.4	+ 5.2
Rosemary E. Paxman	L All	543	10.3	- 8.4
Shireen O. Ritchie	SDP All	498	9.5	- 8.0
Francis Plowden	SDP All	476	9.1	- 8.2
Edward P. Green	Hum	101	1.9	
Con to Lab swing 3.4%	Maj	608	11.6 ●	
		536	10.3 ●	
		439	8.4 ●	

Thamesfield

1986 electorate %turnout		10,229	54.7	+ 1.1
***Peter J. Bingle**	**Con**	**2,971**	**55.2**	**- 0.4**
***Paul A. Beresford**	**Con**	**2,861**	**53.2**	**- 1.6**
***Edward J.U. Lister**	**Con**	**2,759**	**51.3**	**- 2.3**
Michael Freedman	Lab	1,626	30.2	+ 4.9
Derek R. Sutton	Lab	1,555	28.9	+ 3.9
Dennis F. Whiddett	Lab	1,502	27.9	+ 3.2
Anne Crawley	L All	926	17.2	- 4.4
John Horrocks	L All	895	16.6	- 3.7
Patrick J. Wallace	SDP All	817	15.2	- 4.4
Nicholas W.M. Leggett	Ind	78	1.4	
Con to Lab swing 3.3%	Maj	1,345	25.0 ●	
		1,235	23.0 ●	
		1,133	21.1 ●	

Tooting

1986 electorate %turnout		10,454	46.8	+ 3.8
Roger R. Hughes	**Lab**	**2,850**	**59.1**	**+10.0**
***Vibert C. Luthers**	**Lab**	**2,711**	**56.2**	**+ 8.3**
***Bernard J. Rosewell**	**Lab**	**2,702**	**56.0**	**+ 9.7**
Bernard J. Garrett	Con	1,463	30.3	- 5.1
David Hodson	Con	1,407	29.2	- 5.4
Samuel A. Alatan	Con	1,309	27.1	- 6.2
Lalage L.A. Clay	SDP All	485	10.0	- 4.3
David Blake	L All	428	8.9	- 4.3
Colin G. Darracott	L All	399	8.3	- 5.1
Loren C. Grant	Green	241	5.0	
Con to Lab swing 7.4%	Maj	1,387	28.8 ●	
		1,248	25.9 ●	
		1,239	25.7 ●	

West Hill

1986 electorate %turnout		6,453	55.8	+ 1.3
***Christine E. Merry-Price**	**Con**	**1,631**	**48.5**	**+ 2.5**
Terence Maccabee	**Con**	**1,572**	**46.7**	**+ 1.0**
Michael J. Gapes	Lab	1,522	45.3	+ 9.8
June L. Tipping	Lab	1,437	42.7	+ 1.0
Kenneth B.M. Hosking	L All	307	9.1	- 11.6
David N. Sowry	SDP All	257	7.6	- 12.3
Con to Lab swing 4.3%	Maj	109	3.2 ●	
		50	1.4 ●	

West Putney

1986 electorate %turnout		9,980	57.0	+ 1.4
***Hawkins, Duncan W.F.**	**Con**	**3,055**	**54.4**	**+ 3.0**
***Mary M. Holben**	**Con**	**3,030**	**54.0**	**+ 3.1**
Eric K. Somerville-Jones	**Con**	**2,933**	**52.3**	**+ 2.7**
Nicola Cartwright	Lab	2,101	37.4	+ 8.6
Madeline B. Campbell	Lab	2,096	37.4	+ 8.6
Mark Hagger	Lab	2,043	36.4	+ 8.7
Paul R.C. Marshall	SDP All	394	7.0	- 11.2
Susan Shocket	L All	384	6.8	- 11.2
Anthony P. Whitehead	SDP All	343	6.1	- 11.3
Elizabeth M. Angas	Green	152	2.7	- 0.2
Con to Lab swing 2.8%	Maj	954	17.0 ●	
		929	16.8 ●	
		832	14.9 ●	

Summary of election results

	Year	Elec	%Poll	Con	Lab	LD	Ecol	Other
Balham	1986	9,208	53.8	49.9	37.2	12.9		
	1982	9,095	50.9	49.8	35.6	14.6		
Bedford	1986	10,024	49.2	43.5	46.6	9.9		
	1982	10,213	43.2	43.8	40.4	15.8		
Earlsfield	1986	6,825	56.3	36.3	36.3	27.4		
	1982	6,772	53.2	23.1	38.3	36.8		
East Putney	1986	10,325	48.8	55.8	29.1	10.1	5.0	
	1982	10,029	51.5	59.3	20.5	20.1		
Fairfield	1986	5,717	55.8	43.9	48.4	7.7		
	1982	5,925	52.3	39.9	44.2	14.2	3.2	
Furzedown	1986	11,035	50.7	44.0	43.5	8.7	3.7	
	1982	11,022	43.5	40.9	38.5	17.9	2.7	
Graveney	1986	9,822	47.7	21.9	53.8	24.3		
	1982	9,817	39.9	33.1	48.0	17.2		1.7
Latchmere	1986	8,117	45.6	22.5	67.2	5.8		4.4
	1982	7,215	42.0	18.6	65.0	12.6		3.7
Nightingale	1986	9,996	50.9	49.4	36.3	9.1	5.2	
	1982	10,072	47.2	50.0	30.9	19.1		
Northcote	1986	9,207	53.6	54.2	33.1	8.5	4.2	
	1982	9,387	53.4	50.5	28.2	18.7	2.6	
Parkside	1986	6,109	60.4	48.0	44.6	7.5		
	1982	6,345	57.2	48.7	34.3	17.0		
Queenstown	1986	6,544	44.6	39.6	49.7	7.3	3.5	
	1982	6,525	40.8	36.9	46.1	15.2	3.7	
Roehampton	1986	9,939	54.0	31.2	61.1	7.7		
	1982	9,739	46.3	24.7	52.1	23.1		
St John	1986	8,829	43.0	32.6	54.5	7.6	5.4	
	1982	8,585	42.1	25.7	49.5	24.8		
St Mary's Park	1986	8,739	49.2	41.5	48.5	6.8	3.2	
	1982	8,380	48.0	39.7	43.1	13.9	3.3	
Shaftesbury	1986	10,182	46.3	37.5	48.7	8.3	5.5	
	1982	10,177	46.7	36.9	42.9	19.2		1.0
Southfield	1986	10,176	58.2	42.0	38.7	17.7		1.6
	1982	10,049	51.2	48.8	32.9	18.3		
Springfield	1986	10,339	52.8	50.1	38.3	9.7		1.9
	1982	9,962	52.7	50.4	31.8	17.8		
Thamesfield	1986	10,229	54.7	53.2	29.0	16.3		1.4
	1982	10,327	53.6	54.7	24.8	20.5		
Tooting	1986	10,454	46.8	28.9	57.1	9.0	5.0	
	1982	10,265	43.0	34.4	47.9	13.8		3.9
West Hill	1986	6,453	55.8	47.6	44.0	8.4		
	1982	6,572	54.5	45.9	33.8	20.3		
West Putney	1986	9,980	57.0	53.6	37.1	6.7	2.7	
	1982	10,240	55.6	50.6	28.6	17.9		2.9

Councillors and wards

1.	● Trevor Watling	Fairfield	4	0.2
2.	● Arnold Cohen	Bedford	23	0.5
3.	● Terrence Maccabee	West Hill	50	1.4
4.	● Brian Prichard	Furzedown	75	1.4
5.	● Neville Daniels	Bedford	90	2.0
6.	● Josephine Sedgwick	Parkside	81	2.3
7.	● Christine Thompson	Southfield	143	2.5
8.	● Alf Jessiman	Furzedown	147	2.7
9.	● Peter Slater	Southfield	158	2.7
10.	● Angela Graham	Earlsfield	108	3.1
11.	● John Gibbins	Furzedown	159	3.1
12.	● Christine Merry-Price	West Hill	109	3.2
13.	● Graham Loveland	Earlsfield	113	3.2
14.	● Paul Daniel	Bedford	166	3.6
15.	● Michael Burnett	Southfield	218	3.8
16.	● Elizabeth Howlett	Parkside	136	3.9
17.	● Priscilla Cornwall-Jones	St Mary's Park	201	4.7
18.	● John Miller	Fairfield	183	6.1
19.	● Bill Johnston	St Mary's Park	260	6.1
20.	● Stuart Hercock	St Mary's Park	272	6.4
21.	● Eileen Hogan	Queenstown	218	7.9
22.	● Frank Staff	Springfield	439	8.4
23.	● Phil Green	Queenstown	249	9.0
24.	● Billi Randall	Shaftesbury	436	9.4
25.	● Fiona Mactaggart	Shaftesbury	457	9.8
26.	● John Garrett	Springfield	536	10.3
27.	● Peter Ainsworth	Balham	525	11.0
28.	● Ravi Govindia	Nightingale	587	11.5
29.	● David Goddard	Balham	545	11.6
30.	● James Crawford	Springfield	608	11.6
31.	● Maurice Heaster	Nightingale	624	12.2
32.	● Jeanette Gaffney	Balham	599	12.8
33.	● Frank Jones	Shaftesbury	613	13.2
34.	● Peter Donoghue	Nightingale	748	14.7
35.	● Eric Somerville-Jones	West Putney	832	14.9
36.	● Mary Holben	West Putney	929	16.8
37.	● Duncan Hawkins	West Putney	954	17.0
38.	● Martin Tupper	St John	659	17.3
39.	● Andrew Grant	Northcote	972	20.2
40.	● Gordon Passmore	Northcote	979	20.3
41.	● Edward Lister	Thamesfield	1,133	21.1
42.	● Martin Johnson	Northcote	1,055	21.9
43.	● Paul Beresford	Thamesfield	1,235	23.0
44.	● Sally Morgan	St John	884	23.2
45.	● Dick Muskett	St John	896	23.5
46.	● Diana Whittingham	East Putney	1,191	23.8
47.	● Peter Bingle	Thamesfield	1,345	25.0
48.	● Bernard Rosewell	Tooting	1,239	25.7
49.	● Bert Luthers	Tooting	1,248	25.9
50.	● Christopher Flind	East Putney	1,322	26.4
51.	● Kathryn Pick	Graveney	1,188	27.2
52.	● Margaret Calcott-James	East Putney	1,377	27.5
53.	● Patrick Roche	Graveney	1,232	28.3
54.	● Duncan Braithwaite	Graveney	1,250	28.7
55.	● Mike Williams	Roehampton	1,478	28.7
56.	● Roger Hughes	Tooting	1,387	28.8
57.	● Vera Thompson	Roehampton	1,490	28.9
58.	● John Slater	Roehampton	1,535	29.8
59.	● Mike Barley	Latchmere	1,561	42.4
60.	● Christine Cox	Latchmere	1,621	44.0
61.	● Tony Belton	Latchmere	1,661	45.1

Labour: 30 seats

Latchmere	3 Lab	1,614	43.8
Roehampton	3 Lab	1,501	29.1
Graveney	3 Lab	1,223	28.1
Tooting	3 Lab	1,291	26.8
St John	3 Lab	813	21.3
Shaftesbury	3 Lab	502	10.8
Queenstown	2 Lab	234	8.5
St Mary's Park	3 Lab	244	5.7
Earlsfield	1 Lab	113	3.2
Fairfield	2 Lab	94	3.2
Furzedown	1 Lab	159	2.9
Bedford	3 Lab	93	2.0

Conservative majority: 1 seat

Furzedown	2 Con	111	2.1
West Hill	2 Con	80	2.3
Southfield	3 Con	173	3.0
Earlsfield	1 Con	108	3.1
Parkside	2 Con	109	3.1
Springfield	3 Con	528	10.1
Balham	3 Con	556	11.8
Nightingale	3 Con	653	12.8
West Putney	3 Con	905	16.2
Northcote	3 Con	1,002	20.8
Thamesfield	3 Con	1,238	23.0
East Putney	3 Con	1,297	25.9

Conservatives: 31 seats

Incoming and outgoing councillors

Councillors newly elected (22)

- Arnold Cohen (Bedford)
- Christine Cox (Latchmere)
- Neville Daniels (Bedford)
- John Gibbins (Furzedown)
- Angela Graham (Earlsfield)
- Philip Green (Queenstown)
- Duncan Hawkins (West Putney)
- Eileen Hogan (Queenstown)
- Elizabeth Howlett (Parkside)
- Roger Hughes (Tooting)
- Graham Loveland (Earlsfield)
- Terence Maccabee (West Hill)
- Fiona Mactaggart (Shaftesbury)
- Christine Merry-Price (West Hill)
- John Miller (Fairfield)
- Dick Muskett (St John - first elected in a by-election)
- Kathryn Pick (Graveney)
- Belinda Randall (Shaftesbury)
- Patrick Roche (Graveney)
- Eric Somerville-Jones (West Putney)
- Trevor Watling (Fairfield)
- Diana Whittingham (East Putney)

Councillors standing down (16)

- Nicholas Adams (Tooting)
- Charlotte Atkins (Graveney)
- Paul Bowdage (L All, Earlsfield)
- Arnold Cooper (Parkside)
- Sean Creighton (Fairfield)
- Brian Edgington (West Putney)
- James Fairrie (East Putney)
- Bert Harrison (Shaftesbury)
- Huxley Hudson (Furzedown)
- Frank Ingram (St John)
- Jeffe Jeffers (St John)
- Margaret Jenkins (Queenstown)
- Alan McGarvey (Latchmere)
- Frederick Rosier (Balham)
- Ronald Simms (Queenstown)
- Heather Wilkinson (West Hill)

Councillors defeated (5)

- Patricia Benians (St Mary's Park, standing in Balham)
- Judith Chegwidden (Graveney, standing in Parkside)
- Lois Lees (Bedford)
- John Rattray (Bedford)
- David Patterson (L All, Earlsfield)

By-elections: 1986-1990

Southfield

Thursday 19 November 1987
Caused by the resignation of Cllr Michael Burnett, Con
No change

1987 electorate %turnout		10,276	54.9	- 3.2
David P. Fanthorpe	**Con**	**2,682**	**47.6**	**+ 5.6**
John R. Gibbs	Lab	2,408	42.7	+ 4.0
Jeremy N. Ambache	SLD	513	9.1	- 8.6
Edward D.F. Larkin	Ind	33	0.6	- 1.0
Lab to Con swing 0.8%	Maj	274	4.9	

Springfield

Thursday 28 September 1989
Caused by the death of Cllr Frank Staff, Con
No change

1989 electorate %turnout		10,126	54.3	+ 1.5
Katherine R. Tracey	**Con**	**3,035**	**55.2**	**+ 5.1**
Hugh I.K. Thompson	Lab	2,135	38.9	+ 0.6
Albert R. Vickery	Green	197	3.6	
Robert J. Bunce	SLD	79	1.4	- 8.3
Edward D.F. Larkin	Ind	48	0.9	
Lab to Con swing 2.3%	Maj	900	16.3	

1990

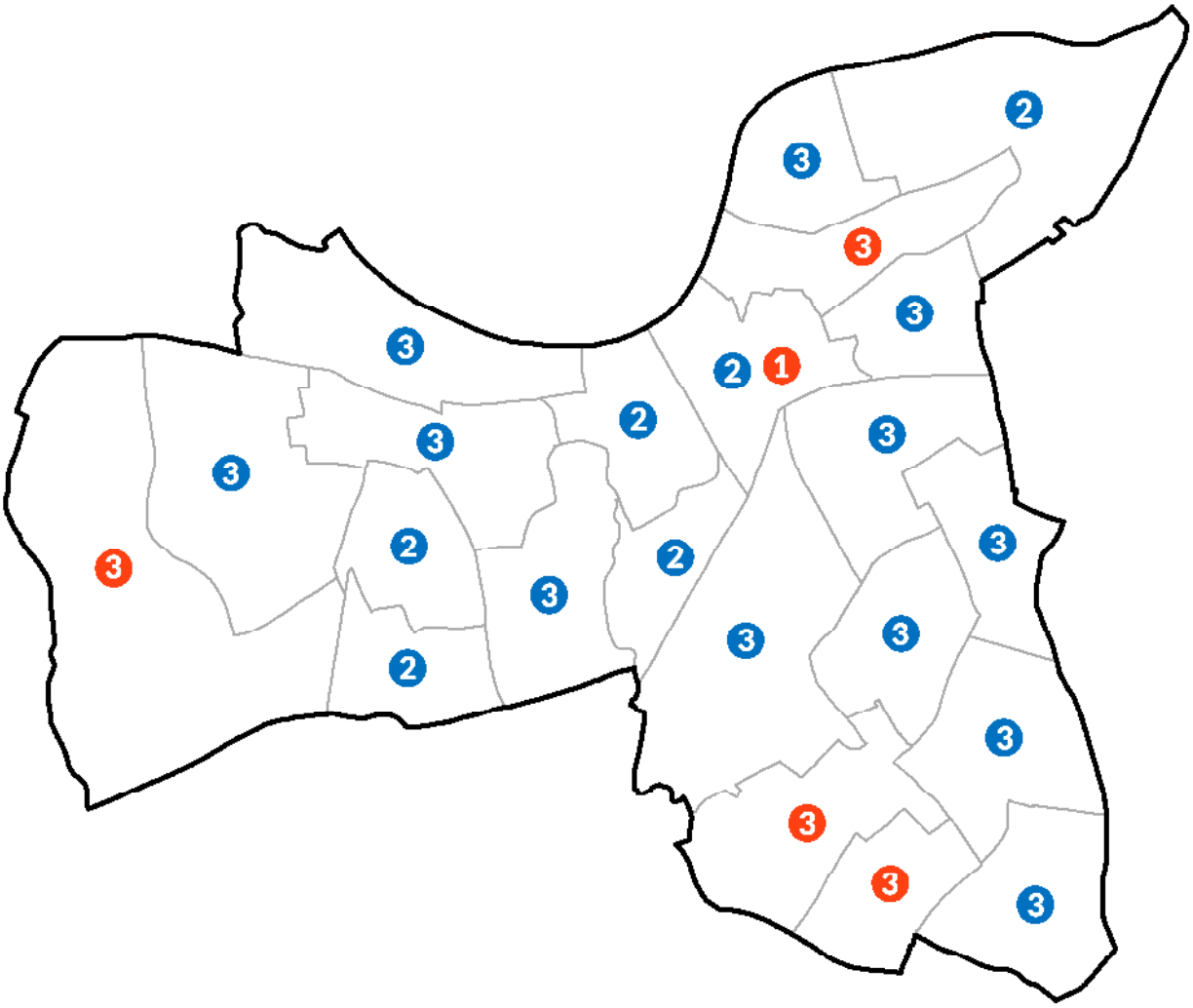

Conservatives	**48**
Labour	**13**

FOR
Think
NAYLOR & ROOT
01-871 2171

Battersea News

Old Chelsea
moving & storage co ltd
- Full household removal service
- Storage in full alarmed and secured warehouse
- We will collect at competitive rates or bring in yourself by prior arrangement
- Full insurance facility
- Free estimates
- Hourly van rental with driver

7 INGATE PLACE
LONDON SW8 3NS
For further information ring
071-627 8000

Balham, Battersea, Clapham Junc., Earlsfield, Putney, Roehampton, Southfields, Tooting, Wandsworth, Wimbledon Park.

No. 5413 *Est. 1885* FRIDAY, MAY 11th, 1990 Price 15p

£45,000 damages award

A FORMER Battersea Power Station engineer has won £45,000 damages in the High Court after developing the lung disease, asbestosis.

Thermal engineer Bernard Giles, 52 began working for the Newalls Insulation Company at Battersea Power Station in 1955.

And Mr Giles, who lives in Walton on Thames, says he was regularly exposed to asbestos dust until the early seventies when lagging materials changed.

Now he suffers from breathlessness and chest pain and has been told there is a serious risk of his developing lung cancer.

He claimed his condition was caused by the negligence of his employers who took few safety precautions depsite the fact that the dangers of asbestos had been known since the 1930s.

He told the court that as the disease develops he will live in fear of his life being cut short.

But on Tuesday his counsel, Mr Michael Tillet told High Court judge Mr Justice Michael Davies that a full trial of the action was unnecessary after the parties came to terms.

Newalls agreed to pay Mr Giles, who worked for them until 1975, a total of £45,000 and also agreed to pay the legal costs of his action.

New plans for power station

REVISED PLANS by entrepeneur John Broome to develop the Batterses Power Station site and neighbouring Battersea Wharf have been submitted to Wandsworth Council planners.

By Debbie Martyr

But it is understood that the plans still do not fully deal with the traffic implications of the scheme.

And council sources say the new application begs more questions than delivers answers and describe it as "light" on facts.

Under the revised application Mr Broome is seeking outline planning consent for some 1.3 million square feet of offices, hotels and an exhibition centre. The application covers land owned by Mr Broome and by Parc Securities who own the neighbouring Battersea Wharf site.

It is the third reduction in size offered to the council in Mr Broome's ongoing bid to gain planning permission for the sites which would be used to fund the development of Battersea Power Station.

Mr Broome's initial application, lodged in December, was for two million square feet of offices, two hotels and an exhibition centre. That was later reduced in size by some 200,000 square feet.

The latest reduction follows a top level meeting between Mr Broome and council chiefs last month when the financially beleaguered leisure entrepeneur was warned his proposals for the site were unacceptable and broke planning guidelines.

At that meeting Mr Broome pressed for an early planning agreement. He told councillors that without planning consent for the site he would be unable to raise the cash needed for the Power Station project.

His recent sale Alton Towers for just over £50 million is understood to have done little more than reduce his indebtedness to the financial houses which bankrolled the first phases of the Battersea project.

Council planners this week said the scheme would once again have to be put out to public consultation before going before the Development Control committee, probably in late June.

It is understood that if Mr Broome were to be offered outline planning permission by Wandsworth, he would then seek a partnership deal to develop the site. Alternatively portions of the site would be sold off with the benefit of planning permission.

Meanwhile Mr Broome is understood to be continuing to seek funding partners for his scheme and that he has been talking with Japanese interests.

But one planning expert said this week of Mr Broome's latest application: "This is not so much a planning application as an almost theoretical exercise for valuation purposes."

Nobody from Alton International was available for comment prior to the WBN going to press.

THE THAMES clearing scheme took a hold of Wandsworth last weekend when locals turned out to help clear the rubbish from the river's edge. People are pictured scattered in a frenzy of activity on the murky bank and the river is glimmering in the far corner of the picture!

THE NEW METRO ROVER ENGINEERING IN A SMALL CAR

THE NEW METRO

Within each new Metro lies a very remarkable engine. Three versions: 11, 14 and fuel-injected 14 16v. From the amazing 'K' series — the most thoroughly tested power units ever developed by Rover. Designed and built to exceptionally high tolerances — in lightweight aluminium alloy and with lean burn combustion systems.

All the Metro's famous nippiness and economy — but with new dimensions of comfort and good looks. Plus excellent ride and handling thanks to the new interconnected suspension. And all the models in the range run on unleaded fuel, and are catalyst compatible. Prices start at only £5,995. Your exciting new Metro — waiting for you at our showroom now.

ROVER H.L.Austin & Son
The Rover Expert
TELEPHONE: 081-874-6262
60 West Hill Road, Wandsworth SW18

WOMAN ASSAULTED

LAST Tuesday night a Battersea woman was indecently assaulted when she was putting her dogs into her car.

She was grabbed from behind by a 13 year old boy who was jogging at the time. After he had "grabbed her intimately" at 10.30pm he ran away shouting "yippee."

The woman had parked her car on a road off Battersea Park and was on her way home.

BURGLAR SCARED OFF

A 90 year old Battersea woman scared a midnight caller off when she heard noises on her stairway last Wednesday.

The six feet burglar had broken in through the woman's kitchen window and was climbing the stairs when the old lady roared at him - and he took off.

He was wearing a hooded pink jacket and grey trousers. The old lady from Bridge Lane was quite shocked.

Tories sweep to power in election

WANDSWORTH Tories swept back into power at Thursday's Borough Elections with a massive 35 seat majority.

The election outcome, confounding national newspaper pollsters' predictions, followed a swing of more than seven per cent to the Conservatives.

The result, which surprised even the most optimistic Tory candidates, saw Labour strongholds tumbling in Balham, Tooting and Battersea.

And in the most sensational result of the evening, Labour Leader Fiona Mactaggart was among the victims of the Tory victory. All three Labour candidates in her Shaftesbury ward failed to be elected.

The night, described by one bystander as "not so much a defeat, more like a bloodbath," saw the Tories holding onto power in Wandsworth with 48 seats and Labour holding just 13.

Previously the Conservatives had controlled the council with a majority of just one seat over Labour.

This week Council Leader Sir Paul Beresford said the greatest danger facing his party was "complacency." He said he had warned new councillors that they must behave as if Wandsworth were still a marginal.

Sir Paul said the main item on the political agenda was education. And he said he was determined to meet the public demand for better standards in local schools.

But he warned the borough faces a major battle with the government over grants given to aid the transfer of education to the boroughs from the ILEA.

Charity performance

TRINITY Hospice is set to benefit from a performance of Beethoven's great Mass in C at Holy Trinity Church, Trinity Road on May 19 at 7.30pm.

Entry to the concert is free but a collection will held with proceeds going towards the hospice's £1.9 million fund raising target for the year.

Schoolboys robbed

THREE BATTERSEA schoolboys were playing in Battersea Park on Tuesday lunchtime when they had their money taken by four youths.

The 12, 13 and 12 year old boys handed over their money to the four bullies who shouted: "Give us your money or we'll hit you."

The gang included two black and two white boys.

INSIDE Readers' Letters Pages 10 & 11 TV Guide Page 16 Borough Sport Pages 17-19
Newsdesk and Advertising 081 874 4226

Tears of joy and disbelief as Tories sweep to power

WANDSWORTH Borough local election marked a thirty five seat landslide victory for the Tories last Thursday.

The 7.6 per cent swing stunned many and plunged the Town Hall into a scrambling mess of disbelief, excitement and devastation.

Scores of Tory councillors and supporters jumped and clapped with glee upon hearing news of increased power in their wards.

Shouts, cries and relief filled the Town Hall.

Contingents of opposing councillors raced furiously from one ward count to another in tones of joy and sorrow.

The atmosphere was charged with utter triumph and longing for the next four years of Tory leadership in Wandsworth.

Battersea MP Mr John Bowis summed up the remarkable Tory swing when he told the WBN what one of his candidates said: "You've done alright by us and we'll do alright by you."

Former Battersea MP and present Labour candidate for Battersea Mr Alf Dubbs said: "This result might save the Prime Minister but we're in for difficult times ahead.

"She'll say keep the poll tax low enough and you'll be okay. What about Labour's results elsewhere in the country?"

Disappointed Labour councillor Mr John Slater said: "These results have entirely surprised me. I don't know what happened.

"There was a swing against us and we had more votes but all through the election what we got was £148 and people expect things to be different!

"But all through the election they were saying to me they would vote Labour. I think they must have been bribed."

At 1am when it was all over enthralled Tory East Putney councillor Dianne Whittingham gushed and brimmed with tears of joy when she said: "People have worked so hard. It's a damned good reflection on the people in Wandsworth.

"We will now have more holidays and less committee meetings because there's more people. This landslide victory is wonderful news."

MP and Home Affairs Secretary Mr David Mellor said: "Labour shouldn't come out with too much sour grapes about Wandsworth.

"Our promises have never been broken as streets are swept better and we have good social services.

"Wandsworth council has done well for 12 years. You can walk round the council estates of Wandsworth and see how everyone is taken care of. Now it's lowering its poll tax.

"Our big task now is to improve education now that we've taken over from ILEA."

Clr Fiona Mactaggart said: "This is all a bit unfair because Wandsworth was targetted by the national government and it smells of bribery to me."

New leader for Labour group

WANDSWORTH Labour councillors have elected Clr Tony Belton as Labour Group leader on Wandsworth Council.

A former Labour Group Leader, Clr Belton is one of five experienced and eight new Labour members on the council.

This week Clr Belton admitted that his group faces a "challenging" four years in opposition.

But he noted: "I understand there were some Tory councillors who did not expect to be successful and that there are others who are, to say the least, well to the right of the party."

He did not rule out the likelyhood of by elections over the next four years.

Looking to the next General Election, Clr Belton conceded: "We have a fight on our hands in Battersea and in Tooting. But we did get a good response from voters. We feel there were a lot of people voting Tory locally but not nationally."

Clr Belton said there had been no indication of the actual scale of Labour's defeat: "The Evening Standard showed a very small Labour win - we did not agree with that but we thought it would be very close on the day.

"And we even heard of an exit poll which showed a Labour win.

"If that is so people were voting with their pockets but not saying so. It is understandable perhaps in the short term. I think people were saying they would be better off with a Tory council under a Tory government."

In Shaftesbury ward, scene of the evening's biggest upset, Labour's finance and staffing expert Francis Jones was also defeated after 12 years as a front bench spokesman.

And in St John's ward, until now a Labour stronghold, Martin Tupper lost his seat to the Tories.

Queenstown too fell unexpectedly to the Tories despite being a marginal ward. There Labour's Leisure and Amenity services speaker, social worker Phil Green was ousted in a sharp swing away from Labour.

In Fairfield, Labour environment spokesman John Miller who joined the council in 1984 was another victim of the swing to the Tories.

Meanwhile in Bedford ward, Balham, social services speaker Arnold Cohen and Neville Daniels, both of whom joined the council in 1986 also failed to hold their seats.

And in Furzedown, where Labour had high hopes of taking two seats from the Tories, the party's Transport speaker, John Gibbins was another victim of the rout.

Two Labour councillors had moved to fight different wards at last week's elections - and lost. They were Belinda Randall who had moved from Shaftesbury to fight Earlsfield and anti-poll tax campaigner Kathy Pick who left Graveney Ward to fight for a seat in Wimbledon Parkside. Ironically Graveney remains one of the few wards in the borough where Labour held all its three seats.

Former Labour leader uncertain of her future

DEFEATED Labour Leader Fiona Mactaggart, the 36 year-old teacher whose political star burned so brightly until last Thursday, is unsure about her future.

Had she taken Wandsworth, one of the Tories three flagship boroughs, Fiona Mactaggart would almost certainly have been offered a safe Labour seat in the relatively near future.

Instead she has been cast into the political Siberia reserved for politicians who fail to deliver.

Hampered by an upbringing in the Scottish Tory aristocracy from which she turned at university and by personal wealth, she had to fight to win the loyalty of fellow councillors and Labour Party members.

It was a loyalty which was all too grudgingly given by some of her fellow party members and she had to endure behind the scenes sniping, delivered more at her background than at her politics.

For months now front bench Labour spokesmen have been trouping into the borough to boost the local Labour party's electoral efforts.

On Tuesday, four days after the Wandsworth result, there had been no consolatory telephone calls or cards from the high profile politicians who were looking for Fiona Mactaggart to snatch one of Mrs Thatcher's "crown jewels."

For now, Fiona Mactaggart said this week: "I'll carry on teaching. Politically - I just don't know.

"I will never be absent from politics but whether that means I will be active within the voluntary field, within a union or in straight politics I don't know. But I will still be politically active. I will still be politically involved.

"It just might not be the kind of thing that people think of as politics."

Veteran councillors ousted

IN ADDITION to the shock loss of Labour group Leader Fiona Mactaggart, Thursday night's electoral bloodbath saw the departure of other senior and long serving Labour councillors.

All three seats in St Mary's Park ward, Battersea were taken by the Tories. It means the loss of three Labour veterans:- housing spokesman Priscilla Cornwall-Jones, Bill Johnston who had served as a councillor for 16 years and Stuart Hercock.

THE leader of the Conservatives, Sir Paul Beresford elected to relax at home with his wife Julie and their children Donna 11, Simon 9, and Alexander 6, at the weekend.

THE Tory party swept to power in Wandsworth on Thursday last week, bucking the national trend. This week Wandsworth Borough News reporters Debbie Martyr, Elaine Columb and James Clarke described the joy and tears and recriminations as the night progressed and assess the future for Wandsworth and some of the new and fallen heroes.

'Responding to a government bribe'

IF Wandsworth was the borough in the spotlight last Thursday night, then the person in the spotlight within that spotlight was the Labour Leader Fiona McTaggart.

Ignominy was added to disappointment when she too lost her seat in the night that became a local Labour bloodbath.

As Red was swept away by Blue she emerged into the storm of the press. This is what she said:

"They've (the voters) responded to the Tory Government bribe which has been arranged in the three flagship boroughs but which they have not been able to provide throughout the country. The poll-tax is an unfair and expensive tax which they've only been able to fix here and there and they've managed to fix it here.

"I think that nationally Labour will continue to win because when people vote on the policies in general, when people don't have the benefit of a one-off fix of the poll-tax, they are supporting Labour policies. We've already seen Labour gains throughout the country. We've seen Labour councillors where there have never been Labour councillors before. So nationally Labour is doing well.

"Here in Wandsworth we have a poll-tax that's paid for by people all over the south of England who are voting Labour for the first time. They are not going to be able to keep up this fix in Wandsworth - the result will be slashed services or increased bills next year.

"I've been part of a trend of this Conservative bribe working in Wandsworth but as I say the trend nationally is for Labour. What we know is that people in Wandsworth say they like Labour's policies - they support our policies but they can't afford not to vote Conservative with mortgage rates, inflation and bills shooting through the roof.

"I'm really pleased about the national result and I'm disappointed that we have not made it in Wandsworth. I think it's very clear that Labour is doing well nationally and although the Tories fought a national campaign in three boroughs - Wandsworth, Westminister and Bradford - they have not been able to get away with that all over the country and I'm pleased they haven't.

Conservatives took Shaftesbury convincingly. The result was: Tories - Peter Ainsworth 3,089; Chris Sadler 2,926; Guy Senior 2,848. Labour - Fiona McTaggart 2,166; Francis Jones 2,139; Charles Henry 2.038. Green - Susan Cocoran 490.

Keeping an eagle-eye on the counting

"WHAT'S been happening out there then?" asked Mary Scrutton, vote counter. It was half past midnight and she was folding the day's wages into her purse. That was £44.10 for a day which had started at 6 am.

Mary had been diligently counting votes in Roehampton, one of the wards that was spared the bloodbath.

John Slater and his fellows had calmly and sadly acknowledged their victory, a freelance snapped their photo, and they went.

Mary 57, and her husband Jeffrey, 66 have manned the Stag Lane ballot station and counted the votes almost every year since 1959 - last time they cruised the oceans.

Mary said: "I love it, the atmosphere and everything. And we know a lot of very nice people down there in Roehampton Vale."

Her husband, a retired council officer said there was a bit of a joke whereby if the electoral roll were ever lost, old Scrutton would be able to make out a reliable list of voters himself.

"I had a feeling in my bones this (the landslide) would happen," said Mary.

Keeping an eagle eye on the counting was 74-year-old Harry Blanks. Two large red rosettes were fastened to his shirt front.

Harry has been a Labour activist since he was 14 and a half. He tried but never became a councillor.

He said: "I always maintained that if you can't get in by the age of 50, you should do something else. I love scrutineering. I watch particularly closely when they cut them into blocks of 50. I make sure our votes don't slip into the Tory piles and vice versa."

Suddenly the faces of counters and scrutineers became grave. A bunch of papers were faulty. One of the franking machines had malfunctioned and 45 papers were not properly marked.

"It would not have affected the result," ruled returning officer, Gerald Jones who declared the papers void.

"But ultimately people voted with their pockets. The issues in Wandsworth were clouded by the poll tax fight between the two big parties. The electorate was polarised.

"What went wrong for Labour? I think the electorate felt better off in Wandsworth. They have been convinced that a Labour council would cost them more. They voted with their pockets on that one issue."

And Ms Elson predicted that there would be a Green member of Wandsworth Council within the next four years.

Night of mixed blessings for Greens

FOR The Green Party it was a night of mixed blessings. In all the wards contested by the party - with the exception of Graveney - Green candidates beat the Liberal Democrats into fourth place

But the party failed to achieve the same share of the vote taken in last year's European Elections - taking less than five per cent across the borough against 18.3 per cent last year.

But with a massive Tory majority on Wandsworth Council over the next four years it is likely that there will be by-elections.

And the Greens, who were badly squeezed by the two main parties, believe they will score highly in by-elections which offer voters a chance to register a protest without upsetting the balance of power.

Marilyn Elson, who fought Southfields last week and was the Green South West London Euro candidate last year warned: "We are not going away. The amount of sympathy we got during canvassing was incredible.

WANDSWORTH COUNCIL ELECTION RESULTS MAY 3 1990

BALHAM:

Conservatives:
James Donald-Adkin:2,759
Jan Gaffney:2,764
Nicholas Lyde:2,632

Labour:
Chris Lowe:1,879
Sarah Newens:1,846
Pamela Woodroffe:1,660

Green Party:
Ian Wingrove:514

BEDFORD

Conservatives:
Colin Dawe:2,489
Jean Lucas:2,519
John Rattray:2,459

Labour :
Lesley Alexander:2,160
Arnold Cohen:2,111
Neville Daniels:2,036

Green Party:
Nicholas (Nicky) George:464

Liberal Democrat:
Matthew Bryant:234

Liberal, Green candidate:
Ted Larkin:239

EARLSFIELD

Conservatives:
Angela Graham:2,038
John Grimshaw:1,922

Labour:
Belinda Randall:1,625
Hugh Thomson:1,507

Smiling through defeat, former Labour leader Clr Fiona McTaggart.

Green Party:
Suzy Barry:224

Liberal Democrat:
Philip Minshull:147

EAST PUTNEY

Conservatives:
Margaret Calcott-James:3,382
Brian Prichard:3,239
Diana Whittingham:3,213

Godfrey Shocket:254
John Martyn:280

FAIRFIELD:

Conservative:
Sarah Du Cann:1,870
Vanessa Graham:1,952

Labour:
John Miller:1,579
John O'Farrell:1,416

Green Party:
Sandra Hewett:232

FURZEDOWN :

Conservative:
Alf Jessiman:2,947
Anne Mervis:2,939
Margrit Wood:2,854

Labour:
Bernard (Bernie) Corbett:2,598
John Gibbins:2,686
Isobel Larkin:2,629

Green Party:
John Valentine:325
Monica Vickery:318

Liberal Democract:
Lalage Lucy Clay:275

GRAVENEY

Labour:
Duncan Braithwaite:1,974
Del Hosain:1,756
Alexander King:1,781

Conservative:
Marc Hope:1,280
Anne Ratcliffe:1,222
Sarah Whitehouse:1,172

Labour:
Michael Freedman:1,399
Hannah Jones:1,386
David Suiter:1,284

Green Party:
Nicholas Orosz:305

Liberal Democrat:
Matthew Gilbert Green:332

Green Party:
Bruce Bartup:337

The joy of victory as the result of the Earlsfield Ward is announced at the count.

Liberal Democrat:
Bob Bunce:1,287
Mark Green:1,238
Roger O'Brien:1,104

LATCHMERE

Labour:
Tony Belton:2,226
Maurice Johnson:2,108
Tony Tuck:1,952

Conservatives:
Lola Ayonrinde:1,619
Peter Caddick-Adams:1,641
Timothy Loughton:1,652

Green Party:
Marianne Kolbuszewski:281

NIGHTINGALE

Conservative:
Peter Donoghue:2,922
Ravi Govindia:2,736
Maurice Heaster:2,837

Labour:
Lionel Davis:1,723
Ian Rodriguez:1,521
Nigel Webb:1,544

Green Party:
Andrew Sims:594

Liberal Democrat:
Julie Benson:350

NORTHCOTE

Conservatives:
Andrew Grant:3,174
Martin Johnson:3,235
Gordon Pasmore:3,131

Labour:
Gulzar Ahmad Butt:1,248
Tom Noble:1,309
Audrey Schmitt:1,296

Green Party:
Matthew McCabe:554

PARKSIDE

Conservatives:
Elizabeth Howlett:2,087
Jo Sedgwick:1,944

Labour:
Marcia Davies:1,410
Kathy Pick:1,311

Green Party:
Julian De Angeli:194

Liberal Deomocrats:
Rosemary Henley:191

QUEENSTOWN

Conservative:
Rosamund Blomfield-Smith:1,806
Nicholas Fernyhough:1,685

Labour:
Phil Green:1,398
John O'Sullivan:1,308

Green Party:
Helene Lyons:229

ROEHAMPTON

Labour:
John Slater:2,653
Fred Ponsonby:2,545
Vera Thomson:2,575

Conservative:
Jenny Dibble:2,157
Martin Hime:2,131
Ron Holben:2,032

Liberal Democrat:
Ruth Taylor:423

ST JOHN WARD

Conservative:
Clive Dixon:2,056
Paul Green:1,912
Simon Mallett:1,892

Labour:
Alen Mathewson:1,876
Derek Sutton:1,937
Martin Tupper:1,682

Green Party:
Geoffrey Cox:492

ST MARY'S PARK

Conservative:
Philip Bastiman:2,803
Roger Frank:2,844
John Reilly:2,770

Labour:
Priscilla Cornwall-Jones:2,106
Stewart Hercock:1,896
Bill Johnston:1,854

SHAFTESBURY

Conservatives:
Peter Ainsworth:3.089
Christopher Sadler:2,926
Guy Senior:2,848

Labour:
Charles Henry:2,038
Francis Jones:2,139
Fiona Mactaggart:2,166

Green Party:
Susan Corcoran:490

SOUTHFIELDS

Conservative:
Jennifer Nickels:3,363
Mark Simmonds:3,294
Tina Thompson:3,332

Labour:
John Gibbs:2,228
Ann Goulborn:2,196
Jacky Pearce:2,219

Green Party:
Marilyn Elson:555

Liberal Democrat:
Jeremy Ambache:385

SPRINGFIELD

Conservative:
Colin Crawford:3,212
John Garrett:3,233
Kathy Tracey:3,329

Labour:
Dorothy Ballantine:1,907
Leonard (Len) Canter:1,750
Mike Gilbert:1,835

Green Party:
Roy Vickery:389

Liberal Democrat:
Piers Allen:280

THAMESFIELD

Conservative:
Sir Paul Beresford:3,530
Lois Lees:3,339
Edward Lister:3,250

Labour:
Vanessa Cooper:1,587
Frank McKirgan:1,417
Maureen Walsh:1,422

Green Party:
Andrew Cunliffe Jones:435
John Daglish:401

Liberal Democrat:
Patrick Wallace:292

Independent:
Peter Kearney:214

TOOTING

Labour:
Elaine Axby:2,638
Shona McIsaacs:2,522
Bernard Rosewell:2,510

Conservatives:
Malcolm Grimston:1,972
Andrew Price:1,956
Richard Vivian:1,744

Green Party:
Gordon Reid:467

Liberal Democrat:
George Berger:273

WEST HILL

Conservative:
Beryl Jeffery:2,134
Russell Yardley:2,032

Labour:
Margaret Cumming:1,463
Donald Roy:1,321

Green Party:
Lionel Smith:208

Liberal Democrat:
Jane Headland:176

WEST PUTNEY

Conservative:
Duncan Hawkins:3,400
Mary Holben:3,388
Keith Somerville-Jones:3,230

Labour:
Maureen Booker:1,845
Phyllis Tobias:1,651
Valerie Williams:1,712

Green Party:
Simon Desorgher:369

Liberal Democrat:
Neil Thomson:310

Serious in victory Conservative leader Sir Paul Beresford.

TONIGHT'S WEATHER: FINE

CITY PRICES

Evening Standard

LONDON, FRIDAY, 4 MAY, 1990

20p

Thatcher 'very pleased . . . poll tax is working'

LONDON GETS THE MESSAGE

by Charles Reiss, Political Editor

SPECTACULAR victories in London put Mrs Thatcher firmly back in the saddle today with Conservative confidence also boosted by a respectable showing in the nationwide council elections.

The results erased, for the moment at least, the question mark over Mrs Thatcher's leadership.

They crushed prospects of any radical changes to the poll tax—the central issue of the campaign—for next year.

And they restored Conservative hopes that they can win a fourth General Election in a row in 1991 or 1992.

Mrs Thatcher, who stayed up late listening to the results, said they showed "that the message about the community charge is getting through".

Election special

Reports: Pages Two, Three, and 16.
Comment: Page Seven.
Results Pages 17, 18, 19 and 20

Visibly relieved, she said: "The opinion polls have been confounded because the community charge is beginning to work. We have got a very good base from which to go on to win the next General Election."

As she came out of No 10, a smiling Mrs Thatcher said: "We have had some very good victories and we are very pleased."

Environment Secretary Christopher Patten, speaking for all those Tories who had feared a night of disaster, declared: "This was the massacre that didn't happen."

Neil Kinnock was able to hail the capture of Bradford, one of Mrs Thatcher's three most prized councils. But London dealt Labour a series of humiliations.

In Wandsworth, the "flagship" council which Labour had said was too close to call, a Conservative majority of just one was replaced by a solid lead of 35. The Conservatives gained Ealing, the borough where Mr Kinnock lives. And Labour lost

Continued on Page 2 Col 5

Picture CLIVE HOWES

We won . . . We won . . . John Grimshaw and Angela Graham celebrate victories in Wandsworth's Earlsfield ward

Dog handler saves Army base from bomb

from Dennis Newson in Brussels

A CIVILIAN dog handler saved the lives of 20 British soldiers when he challenged three IRA bombers inside a barracks at Hanover today.

The intruders ran away after firing three shots, none of which hit the British handler.

Camp guards at Langenhagen searched the area shortly after the incident at 2 am and found several bombs—haversacks stuffed with explosives—close to a barrack room in which the men were sleeping. The soldiers, mainly clerks and sorting staff belonging to the 1st Postal and Courier Regiment, were evacuated from the camp along with hundreds of other men while bomb disposal experts defused the devices.

"This dog handler, who was unarmed, acted bravely in challenging these men. He acted like a hero," said a Rhine Army spokeswoman.

"His only protection was his dog but there was a barbed wire fence between him and the suspects and the dog could not help him.

"This was a cowardly attack on unarmed sleeping soldiers."

A search of the camp at dawn revealed that a hole had been cut in the perimeter fence.

A German police spokesman at Hanover said an Irish terrorist group was probably responsible, adding: "We think they got away in a car and all frontier posts have been alerted."

❑ TV & Radio 35-38 ❑ City Section 22-25 ❑ Metropolis 40-41 ❑ Entertainment Guide 42-49 ❑ Weekender 27-50 ❑ Critics 42 ❑ Letters 51 ❑ Patric Walker 52

End of a dream for baronet's daughter

THERE IS more than a political defeat behind the sadness on the face of Fiona Mactaggart, Wandsworth's defeated Labour leader.

As dreams of a famous victory crumbled into the humiliation of a lost seat, she witnessed the unexpected triumph of the party into which she was born but rejected.

Ms Mactaggart, a millionairess and baronet's daughter, was brought up a Tory by her late father, Sir Ian Mactaggart—a veteran Conservative councillor and parliamentary candidate.

Her childhood was a whirl of private school, an elegant London home and the family's estates in Scotland.

But in her student days she rebelled against a life of wealth and privilege and embraced socialism.

It was a choice the voters of Wandsworth declined to share.



Wandsworth's defeated Labour leader Fiona Mactaggart after the poll result

It's jubilation all the way as the victorious Tory candidates celebrate in Wandsworth

Pictures: CLIVE HOWES

ADVERTISEMENT

URGENT EXECUTION OF DRASTIC DISPOSAL ORDER TO PREVENT THE PROCEEDING OF AN ANNULLED

BANKRUPTCY ORDER No.1001

In The High Court of Justice, issued on the 2nd day of April 1990, passed to official receiver by virtue of the Said Order.

To meet the obligation of Third Party Funds, undertake to forthwith discharge the bankruptcy debt, a notice has been served to dispose of a Pledged Asset consist of exceptionally fine and medium quality handmade valuable

PERSIAN, ISLAMIC & ORIENTAL CARPETS, RUGS RUNNERS & KELLIMS

Final decision has been taken to lift the reserve and reduce prices drastically to ensure complete disposal by

ABSOLUTE DISPOSAL AUCTIONS

on

1 SATURDAY, 5th MAY, 1990
Viewing: 10.30am — Auction: 11.30am
POST HOUSE HOTEL
Purley Way (A23)
Croydon, Surrey

2 SUNDAY, 16th MAY, 1990
Viewing: 10.30am — Auction: 11.30am
RICHMOND HILL HOTEL
146 Richmond Hill
Richmond upon Thames, Surrey

3 MONDAY (Bank Hol.), 7th MAY, 1990
Viewing: 10.30am — Auction: 11.30am
NOKE THISTLE HOTEL
Watford Road, St Albans
Hertfordshire

(M. SHOKRI & ASSOCIATES LTD)

Smoking ban on commuter trains

by Dick Murray

SMOKERS are being banned from London commuter trains in an effort to create a better travelling environment.

Britsh Rail say the ban, being introduced over the next few weeks on the busiest commuter services in the country, will apply on most inner surburban services within a 30-mile radius of the capital.

It will apply to many of the 1.5 million passengers a day using the Network SouthEast routes and affect such stations as Charing Cross, Cannon Street, Victoria and London Bridge.

BR say they are bowing to public pressure after asking passengers whether they wanted smoking banned.

The smoker's pressure group Forest condemned the move and fear it could spread to a nationwide ban.

But Ash, the anti-smoking organisation, said the ban was "long overdue".

The no smoking signs will go up on services in North Kent, London boroughs, Surrey and parts of Berkshire.

BR currently allocates around one in four coaches to smokers.

Labour loses two London strongholds

by Peter Kingston and Mike King

LONDON gave Mrs Thatcher her brightest election news today in a less than damning night for the Tories nationwide.

The Prime Minister went to bed early as counting began and awoke to find her party had captured her rival Neil Kinnock's home borough Ealing from Labour.

On top of their spectacular Wandsworth performance, the Tories were celebrating a rare victory in Hillingdon, previously the only truly hung borough in the capital.

In a hard-fought contest marked by multiple recounts London-wide, Labour failed to match its triumphs in the rest of the country, losing a second stronghold in Brent.

There was a personal blow for Mr Kinnock as his local government adviser Gordon Prentice lost his seat in Hammersmith and Fulham.

Labour leaders were consoling themselves this morning with the strong possibility that they have captured Merton, a Tory marginal.

But Labour hopes of overturning the Tories' four-seat majority in Westminster, where counting began at 9am today, were dampened by the Wandsworth result.

They had little realistic hope of winning Kensington and Chelsea, the other borough where counting was starting this morning.

Tories tightened their hold on Mrs Thatcher's Finchley constituency, part of the borough of Barnet.

Three Tories captured the Finchley ward of St Paul's, previously narrowly held by Labour. Finchley's other four wards remained unchanged, Labour and Conservatives holding two apiece.

Yet again the Liberal Democrats confounded the pollsters with three morale-boosting performances.

They held on to their massive majority in Richmond, scene of their major triumph in 1986.

And they gained solid control of Sutton and Tower Hamlets, where they had ruled by mayor's casting vote.

The Greens failed to win any of the more than 400 London seats they fought.

But the Valley Party, formed by disgruntled Charlton Athletic football fans, gave Labour a fright in Greenwich, where they won 15,000-odd votes, 12 per cent of the votes.

In Camden, one of the many results delayed by recounts, vociferous Tory opposition leader Dr Peter Skolar was another casualty, blaming his defeat on the "Thatcher factor".

Five boroughs failed to complete their results. Recounts were due to start this morning in residual seats in Camden, Waltham Forest, and Merton, this afternoon in Harrow and tomorrow in Haringey.

Labour's solid Hammersmith majority was severely dented but its supremacy in Islington was reinforced.

The changes all happened in the 20 outer London boroughs.

Brent now replaces Hillingdon as London's most hung council in a victory hailed by local MP Sir Rhodes Boyson.

But in Haringey, which set the highest poll tax in the country— £573. Labour increased its lead of 19 seats to 26.

TORY FLAGSHIPS DEFY THE TIDE

From Wednesday's Evening Standard

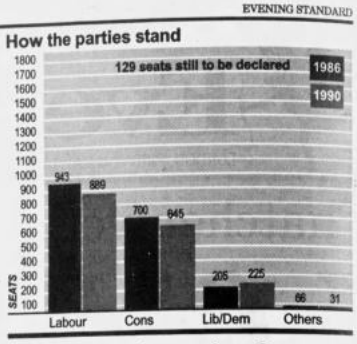

Thatcher's joy

Continued from Page 1

control of Brent and saw its support dented in a number of other councils.

Labour's official target of gaining 200 seats was passed comfortably with their gains overall heading for 400. They won control of a number of councils in the South, a Labour desert for years.

But there was another bonus for Mrs Thatcher from the Liberal Democrats, whose vote in London and elsewhere held up very much better than expected.

That fuelled Tory hopes that, come the next General Election, the opposition support will once again be divided.

Sir Marcus Fox, a senior Tory MP and frequent critic, said the results showed "the poll tax and Mrs Thatcher are here to stay".

Labour's deputy leader Roy Hattersley said his party had done "extraordinarily well" in many parts of the country but that there was a problem in London.

Liberal Democrat leader Paddy Ashdown said his party had confounded the pollsters. "Contrary to all the predictions, three-party politics is back in Britain," he said.

Results were still being declared today with a number of key contests, including Tory-held Westminster and Labour's Haringey still to be announced.

The results overall put Labour ahead by around 11 per cent, only half their lead in recent opinion polls. That itself went far to quell much of the recent panic among Tory MPs.

The latest opinion poll, from Gallup in today's Daily Telegraph also showed Labour's lead sliding.

It put the party ahead by 15 per cent—a drop of 9½ per cent since last month.

Labour, while insisting that it had done as well as and better than it had hoped, acknowledged there were problems—not least the continuing mistrust of the "loony left" in London.

"We have got an image problem," said Mr Tony Banks, leader of the London Labour MPs. And he confessed: "We have got to double our Parliamentary seats in London if there is going to be a Labour government when a General Election is called."

Labour's Shadow Cabinet campaign coordinator, Dr John Cunningham, said the party had work to do and some hard thinking about their London performance.

Mr Kenneth Baker, his own position as Tory chairman given a much needed boost, said the results were a vindication of the poll tax and the way the Conservatives had run the campaign.

"People are now very much more aware of local government, of the cost of local government, and that was one of the purposes of the community charge," he said.

And in a message of encouragement to Tory MPs he said they should look back to the local election results of 1986 and 1981. In each, the Tories had suffered much heavier losses than last night—and recovered to win the next General Election.

Meanwhile, on the 11th anniversary of her arrival at Downing Street, the Prime Minister was getting on with governing the country.

She travelled early today to the village of Waddesdon in Buckinghamshire for an Anglo-French summit with President Mitterrand.

Philip Maxwell, Labour's leader in Tower Hamlets, whose party lost five seats

SHARES leapt with relief that results for the Tories were better than had been feared. The FT—SE 100, the index of the leading shares, soared 23 points to 2158, and with the long weekend ahead, there was a festive mood in dealing rooms. The stock market has been in the doldrums lately in anticipation of a poor showing by the Tories.

City: Page 22

Fans cheer as Valley Party rattles rulers

GREENWICH'S Labour rulers were shaken by the success of the Valley Party, formed to back Charlton Athletic football club.

After council planners rejected Athletic's plans to return to a rebuilt Valley stadium, the ground they had to leave in 1985, the Valley Party had only one aim—to get Charlton back to the Valley.

The Valley party astounded their critics, polling a total of 15,000 votes, approximately 12 per cent of the total vote cast, cheered on by about 200 Charlton supporters, many wearing colours, in Greenwich town hall.

Council leader Quintin Marsh had a close shave as his Valley Party opponent, Kevin Fox, polled 992 votes while he managed a meagre 1361.

The main victim of the evening was Mr Simon Oelman, a Labour councillor who lost his seat. This result was clearly put down to the "Valley factor" and was very poignant to Charlton fans, as Oelman had been chair of the planning committee that had refused Charlton's return.

Weather and Outlook for Europe: Page 10

ENJOY A GREAT NIGHTS' SLEEP ON US!
VISIT THE....
Pillow Talk
COLOROLL
BANK HOLIDAY
WAREHOUSE CLEARANCE SALE...
STARTS TODAY. 7 DAYS ONLY
12 TOG HOLLOW FIBRE CONTINENTAL QUILTS
SINGLEBED SIZE £7.99 WHEN PERFECT £24.99
DOUBLEBED SIZE £9.99 WHEN PERFECT £31.99
KINGSIZE £12.99 WHEN PERFECT £41.99
• MADE IN THE U.K. BY FOGARTY QUILTS • • VERY SLIGHTLY IMPERFECT • • WASHABLE • NON ALLERGIC •
PLAIN DYED SHEETS
PERFECT POLYESTER • COTTON
E.G. SINGLE FITTED & FLAT £4.99 EACH REDUCED FROM £7.99
•OTHER SIZES/OPTIONS AVAILABLE •
• PINK, PEACH, WHITE, CREME & BLUE •
QUILT COVER SETS
SINGLE BED SETS £7.99 INCLUDES PILLOWCASE FROM
DOUBLE BED SETS £9.99 INCLUDES 2 PILLOWCASES FROM
KINGSIZE SETS £12.99 INCLUDES 2 PILLOWCASES FROM
• ASSORTED FASHION & TRADITIONAL FLORAL PRINTS •
•BOTH PERFECT & SLIGHTLY IMPERFECT QUALITY •
• FAMOUS BRAND NAMES INCLUDE VANTONA •
• EASTCARE 50% POLYESTER 50% COTTON •
SAVE 15% TO 50% ON
PERFECT QUILT COVERS
SINGLE QUILT COVERS £7.99 PREVIOUS PRICE £21.99 FROM
DOUBLE QUILT COVERS £9.99 PREVIOUS PRICE £31.99 FROM
KING QUILT COVERS £12.99 PREVIOUS PRICE £44.99 FROM
PILLOWCASE PAIRS £2.99 PREVIOUS PRICE £6.99 A PAIR
JOHN WILMAN DOLLY MIXTURES
• 10,000 PIECES • 30 DESIGNS •
•BEST QUALITY 50% POLYESTER 50% COTTON •
AMERICAN TOWELS & BATH MATS
ROYAL VELVET BY FIELDCREST
E.G. SHOWERTOWEL £7.99
BATHSHEET £12.99
AS SOLD BY FAMOUS KNIGHTSBRIDGE STORE
ATTENTION BARGAIN HUNTERS! THE TIME HAS COME TO SAVE, SAVE, SAVE !!!
ON THE LAST 3 DAYS OF OUR TEMPLE FORTUNE'S STORE REFURBISHED SALE. BEFORE WE CLOSE, TAKE AN ADDITIONAL
10% OFF ALL TICKET PRICES THIS SUNDAY & BANK HOLIDAY MONDAY
20% OFF ALL TICKET PRICES THIS TUESDAY MAY 8, 9A.M.-7P.M. (LAST DAYS)
APPLIES TO STOCK MERCHANDISE AT OUR TEMPLE FORTUNE STORE ONLY, DISCOUNT DEDUCTED AT CASH REGISTER
OPEN ALL BANK HOLIDAY WEEKEND 9A.M.-6P.M. EVERY DAY
*UNIT 23 WATER GLADE CENTRE, EALING, LONDON, W.5. 01-579 1559 (CLOSED SUNDAY ONLY)
KINGSBURY CIRCLE, KENTON ROAD, KINGSBURY, LONDON, NW9. 01-204 3366 (TUESDAY-FRIDAY 9AM-8PM)
11-13 TEMPLE FORTUNE PARADE, (BETWEEN HENLEYS CORNER GOLDERS GREEN) FINCHLEY RD, NW11. 01-458 9138
WE MAKE NIGHT THE MOST WONDERFUL TIME OF DAY.....

RAC
Beat the motorway madness this weekend !
Call for the latest motorway news and traffic reports from around the country.
0898 555 630
Calls cost 25p per min cheap. 38p per min at all other times. RAC PO Box 180 Guildford.

The Daily Telegraph

ESTABLISHED 1855 NO. 41,946 | FRIDAY, MAY 4, 1990 | FINAL * S LONDON AND MANCHESTER 35p

Tory landslide in Wandsworth offsets losses

'Flagship' Bradford council heads Labour's victories

By George Jones, Political Editor

A FACE-SAVING landslide victory for the Tories in Wandsworth, the London borough which set the country's lowest poll tax of £148, offset widespread Labour gains in the local elections early today. While the Conservatives lost scores of council seats across the country as voters delivered their verdict on the community charge the swing against the Conservatives was far less dramatic than had been predicted. "This was the massacre that did not happen," said Mr Patten, Environment Secretary, as the shape of the results emerged.

GALLUP LATEST

	early Apr	Latest	Change
Lab	52½	47	−5½
Con	28	32	+4
L Dem	7½	7½	–
Green	6	6	–
SDP	3½	4	+½
Other	2½	3½	+1

On the hottest May day for nearly a century, voters turned out in large numbers for elections which will have a crucial impact on confidence in Mrs Thatcher's continued leadership and the future of the poll tax.

The results are likely to give the Prime Minister a breathing space in which to reassert her leadership and to bring in changes to soften the impact of the poll tax next year.

Labour quickly made advances, winning at least 10 councils, including Bradford, one of the three Tory "flagship" authorities which had set the lowest poll taxes in the country.

But in London, where the political battle over the poll tax had been fiercest, it was bad night for Labour.

Tory-controlled Wandsworth bucked the national trend. Early today, the Conservatives — who previously had a majority of one — had won 43 seats compared to 12 for Labour, while the Labour leader on the council, Fiona McTaggart, lost her seat.

The Tories also had the consolation of winning control of Derby and Trafford and wresting Southend from Labour and Liberal control. But in Bath, the marginal constituency of Mr Patten, the Tories lost control.

Labour made significant gains, taking control of Watford, Basildon, Chorley, Crewe and Southampton. Labour also easily passed its target of gaining 200 seats, chalking up its best local election results since Mrs Thatcher came to power in 1979.

It was also a better than expected night for the Liberal Democrats, battling to reassert themselves as the third force in British politics. Their vote was considerably above the level recorded in recent opinion polls.

The Wandsworth landslide will be hailed by the Conservatives as a vindication of the principle of the community charge. It is certain to be held up by Mrs Thatcher as evidence of the accountability of the community charge — that the voters will support councils which keep poll tax bills low.

The Wandsworth result was described by Dr John Cunningham, Labour's campaign coordinator, as a "fiddle," — a reference to an allegation that the Government has been increasing its grant to the authority to enable it to set a low community charge.

Labour did better outside London, and showed signs of being able to make the breakthrough in areas of the South of England which has eluded it for a decade.

But it was far from a Tory rout, and the Conservative vote held up much better than expected.

The apparent picking up in Tory support was confirmed by the latest Gallup Poll for The Daily Telegraph, which showed the Tories had narrowed significantly Labour's record lead.

According to the poll, taken at the height of campaigning for the local elections, Labour's lead over the Conservatives has fallen to 15 per cent, compared to 24½ per cent a month ago. The survey put Labour on 47 per cent compared to 32 per cent for the Tories.

Mr Baker, Conservative chairman, described the election results in the country as a whole as "better than had been expected".

Voicing regret at the loss of Bradford, one of the party's flagship councils, Mr Baker warned that it's community charge payers would "pay through the nose" for what they had done.

"The message is getting through that Conservative councils cost less," he said.

If Labour's performance was repeated at a General Election, Mr Kinnock would be Prime Minister, and the results showed that many Tory marginal seats must now be considered at risk.

In Scotland, it was a bleak night for the Conservatives, where they were overtaken by the SNP in the battle for second place.

Mr John Biffen, the former Tory cabinet minister, commented: "It is an occasion on which we have taken a knock — but can learn from it. The case for reconstructing and reforming the community charge stands, particularly in the light of the results nationwide."

The outcome of the elections will be seen as evidence that if the Government and Conservative MPs can keep their nerve and ride out the present crisis, they will be able to make a comeback next year when the economy picks up.

Gallup details — P4

GAINS AND LOSSES

With results from 150 councils declared gains and losses were:

	Gains	Losses	Net change
Cons	61	240	179
Lab	306	38	268
L/Dem	91	142	51
SDP	3	8	5
Ind	10	36	26
Others	6	15	9

RESULTS IN DETAIL

Results in the local council elections appear on Page 9

INSIDE TODAY

Cleo Laine is the voice of God...
There's also a steel band. And some symphony orchestras.
The Proms programme
PAGE 18

Hello, Hello
Are you a phone snob?
PAGE 21

A run of bad luck at the casino
Why Aspinall's is closing
PAGE 17

Read any good books lately?
If so, you're likely to be over 55. Survey
PAGE 7

Mystery of the best-sellers
PAGE 20

ON OTHER PAGES

Arts	18,19
Births, Marriages, Deaths	22
City	24-30
Court and Social	23
Editorial Comment	20
Letters to the Editor	20
Obituaries	23
TV, Radio	35
Sport	31-34,36

Pictures: STEPHEN LOCK

First-time voter: Rachel Kinnock, 18, daughter of the Labour leader, with her parents when she voted at Ealing Green, west London

Rover men veto 'top' hours deal

By Kevin Maguire, Labour Correspondent

A DEAL described by union negotiators as the "best hours package in the industry anywhere in the world" has been rejected by workers at Rover's Longbridge plant. Last night management and union leaders were fighting to save the plan for 24-hour production, which would give many of the car workers a 31½-hour week.

The vote at the Birmingham factory — 6,967 against, 4,901 for and about 2,000 abstentions — took both sides by surprise.

The focus of the opposition is believed to be the 8,000 who would move to continuous production from their pattern of two weeks of days followed by two weeks of nights, with Saturdays and Sundays off.

Company officials believe the switch appeared to be "too much of a culture shock", despite the extra days off.

They said they had no plans to impose the shift patterns, which would create up to 1,200 jobs, but refused to rule out such a move.

The plant's works committee met after the ballot and talks are expected before revised proposals are put to the workforce.

The deal would have given Longbridge the first 24-hour continuous working agreement in the car industry, with the engine plant and Rover 200 and 400 assembly lines stopping only on Friday nights for maintenance.

The 8,000 workers on continuous production would have moved to what was effectively a 31½-hour week. The rest of Rover's 30,000 employees, including those at Swindon, Cowley, Solihull and another 8,000 at Longbridge, would have changed to a 37-hour week in return for efficiency improvements and speeding up of assembly lines.

Rover made it clear it was not prepared to cut the working week for its other manual workers until it achieved an agreement at Longbridge, although the unions said yesterday that 2,000 employees at the Drews Lane components site, in Birmingham, had backed a two-hour cut in return for better productivity by four to one.

● **Our New York staff** write: The Ford strike in Britain cost the company £122 million after tax and was a major factor behind a £330 million fall in profits outside America for the first three months of this year.

10·2pc offer to power workers

By Our Labour Correspondent

POWER workers were offered a 10·2 per cent pay rise last night, the biggest public sector deal this year.

It matches the 10·2 per cent won by Ford workers and will heighten the expectations of other public employees.

The improved offer was made during night hours of talks and has been recommended for acceptance by union leaders, who will ballot the 74,000 manual workers in the electricity supply industry.

Mr Frank Chapman, chairman of the union negotiators, said: "We believe the employers have responded in a fair and reasonable manner."

The deal would increase the basic pay of labourers and craftsmen from £7,265-£11,766 a year to £8,006-£12,966, and for foremen from £10,348-£14,360 to £12,109-£15,825.

● Provisional agreement was reached yesterday on a nine per cent rise for 60,000 academic staff at universities, which will raise the minimum salary from £10,458 to £12,086.

● Manual workers at Hoover have accepted a 6·8 per cent increase as part of a rescue package at the company, which has suffered falling sales.

Heatwave heads for the holiday

The Bank holiday weekend will be hot with temperatures similar to recent days, says the London Weather Centre. Hottest place yesterday was Heathrow airport with 28C (82F).

Almost 100 square miles of the Derbyshire Peak District will be closed to the public from midnight tonight because the heatwave has turned moorland into a "tinderbox".

Weather details — Back Page

Two killed in mid-air crash

Two men were killed when their glider crashed at Little Compton, Warwicks, after a mid-air collision yesterday. Their motorised Grobb glider collided with a Robin 210 light aircraft at 5,200ft.

The Robin 210 made an emergency landing in a field at Moreton-in-Marsh, Glos. The pilot and his passenger were slightly injured.

● A single-seater Cessna 150 crash-landed on parked cars at a car auction near Blackbushe Aerodrome at Yateley, Hants, yesterday. The pilot, Mr John Coward, 65, of Twickenham, escaped unhurt.

Patriarch Pimen

By Our Staff Correspondent in Moscow

Patriarch Pimen of Moscow and All Russia, head of the Russian Orthodox Church, died yesterday after a long illness, the Soviet news agency, Tass, reported. He was 79.

Obituary — P23

'I've made sure that you won't be involved in any traffic jams over the bank holiday'

Minders for ministers plan halted

By Jon Hibbs, Political Staff

PLANS to give key Cabinet members personal public relations advisers were scrapped yesterday after ministers complained that the scheme implied they could not look after themselves.

Conservative embarrassment was compounded by the disclosure that two of the advertising agencies involved were implicated in the contract for promoting electricity privatisation.

Mr Waddington, Home Secretary, Mr Clarke, Health Secretary, and Mr MacGregor, Education Secretary, wanted nothing to do with the idea, it was made clear at Westminster.

The extent to which the plan had backfired emerged after Dr Marjorie Mowlam, Labour spokeswoman on the City, called on Mrs Thatcher to quash suspicion in financial circles that public money was being used to reward party political activity.

The Department of Energy confirmed that Wight, Collins, Rutherford and Scott, the advertising agency whose chairman, Mr Robin Wight, was earmarked to help Mr MacGregor, is shortlisted for the £20 million contract to promote the flotation of electricity.

Mr Tim Bell, deputy chairman of Lowe Howard-Spink and Bell, who was lined up to help Mr Waddington, was already employed as a marketing adviser to the department.

The third "minder" was Mr John Banks, chairman of Young and Rubicam, who spoke this week of helping Mr Clarke overcome public perception of the Government's plans for the health service.

Mr Clarke told the Commons: "I do not have a public relations adviser and I do not intend to have one."

Lord's ladies

Members of Middlesex County Cricket Club, which plays its home matches at Lord's, voted by 1,361-940 last night to break an age-old tradition and allow women members into the pavilion on match days. The club will now ask MCC, its landlords, to approve the measure.

Report — P32

Conran quits

Sir Terence Conran stepped down yesterday as chairman of Storehouse, which includes the Habitat group he founded in 1964, and is likely to leave the board within 18 months.

City report — P24

Lance missiles plan scrapped

By Boris Johnson in Brussels

THE UNITED STATES has scrapped plans to modernise nuclear artillery and Lance short-range missiles based in Germany. The decision reflects a radical change in perception of the Soviet threat.

It also ends a chapter that saw Mrs Thatcher at odds with other Nato leaders. But Mr Hurd, Foreign Secretary, said the Government had not been left stranded and had moved with the tide.

"This has been discussed between the President and the Prime Minister, particularly at Bermuda. We have no quarrel with the formulation."

Mr James Baker, American Secretary of State, told Nato foreign ministers in Brussels that the United States intended to "accelerate the timetable for reductions in short range nuclear forces (SNF) and terminate modernisation".

He said the decision not to modernise Lance demanded "no specific quid pro quo from the Soviet Union. Conditions have changed and this alliance and the US must now adapt as a consequence."

Mr Hurd said Nato had to decide at forthcoming meetings what was a "sensible mix" of nuclear and conventional weapons. The alliance faces the possibility of proceeding to "third zero" — getting rid of all short-range missiles, such as the Lance — following the "double zero" removal of longer and medium-range intermediate nuclear forces (INF) in 1988.

It was agreed yesterday that the 16 Nato leaders should hold a summit in London in June or July to consider the role of the organisation.

Mr Baker said it should consider "how Nato's political role and mission could be enhanced".

He suggested that the Conference on Security and Co-operation in Europe should be strengthened into a system for regular consultation between foreign ministers of 35 nations. These include the United States and Canada, and every European country except Albania.

Mr Baker maintained that the conference should "not be an alternative to Nato, but an accompaniment".

There is growing concern that political and defence co-operation in Europe could be confusingly duplicated by Nato, the conference and the EEC.

Mr Baker said: "We don't see a problem about the EEC talking about security. It is important that each body should be complementary, not competitive."

Bush's plan for Europe — P10

"If walking is a problem..."

For full details complete and send the coupon below

If you suffer from a walking or mobility problem then the 'LARK' portable 3-wheeler can enhance your lifestyle and give you greater freedom and independence. Its durability and compact size allow you to travel where and when you want without assistance.

• Padded swivel seat and back rest • Pneumatic tyres • Strong bumper • Strong drum brake (for extra safety

FREE COLOUR BROCHURE IOS-4-L

Please send me full details of THE 'LARK'

Mr/Mrs/Miss/Ms .....

Address .....

Town .....

County ..... P. Code .....

Post to: Ortho-Kinetics (UK) Ltd. Wednesfield Wolverhampton WV13 3XY or phone: Telephone: 0902 866166 DTL4/5.

Dazzling triumph in Thatcher's jewel

By Robert Shrimsley

WANDSWORTH Conservatives were cock-a-hoop last night as they not only retained power in the council known as the jewel in Mrs Thatcher's crown but secured a crushing victory over Labour.

The Tories, who had previously had a majority of one, gained 17 seats, giving them 48 to Labour's 15.

The Tories passed the 31-seat winning post three hours after the polls closed. Miss Fiona McTaggart, the Labour leader, was one of the casualties.

Sir Paul Beresford, Tory council leader for seven-and-a-half years, heralded the triumphs as a vindication of council and Government policies.

"People here have seen and voted for a local council which provides quality services at a quality price and we have been doing that for a long time," he said.

"I think the lesson is that we went out to tell people that Mrs Thatcher's Government requires us to set a community charge but the level of the charge was down to the local council.

"Some Conservative boroughs are going to be looking at our result and looking at their own results, and some of them might be having second thoughts."

As Conservatives watched one Labour ward after another tumble, cheers echoed around Wandsworth town hall and Labour activists sat dumbfounded by the extent of their losses.

Miss McTaggart spent most of the count in her office. When she emerged after the defeat was announced she accused the Government of bribing voters with their £148 poll tax.

"The Tories have staged a national campaign in three boroughs — Wandsworth, Westminster, and Bradford," she said. "The people who are paying the price are those in other parts of the country.

"This poll tax has been fixed by the Government for one year but they will not be able to fix it next year."

● Labour supporters in Bradford cheered and chanted in City Hall last night as the party turned a two-seat deficit into a four-seat overall majority by gaining five seats from the Conservatives in another area regarded as a "jewel" in Mrs Thatcher's crown.

Mr Eric Pickles, the former Tory leader, said: "Of course, I expected us to lose — it would have been a miracle for us to have clung on. But, when you have people taking time off work and fighting in seats, you cannot say in advance that they are probably wasting their time and that you expect them to lose."

Sir Paul Beresford, Wandsworth Tory leader

THE INDEPENDENT

WITH COLOUR MAGAZINE

No 1,111 | SATURDAY 5 MAY 1990 | ★★ Published in London 40p

SUMMARY

Iran and US settle cash claims

Iran and the United States have agreed on a lump-sum settlement of more than 2,000 financial claims outstanding for more than a decade. Both insist the negotiations, held on the sidelines of the Iran-US Claims Tribunal at The Hague, are not connected with deals involving US hostages in Lebanon. But the agreement should go some way to meeting Tehran demands for a goodwill gesture from Washington.

President George Bush has thanked Iran over the release of two US hostages ..... Page 12

Latvia restores independence

Latvia became the third Baltic republic to restore its pre-war independence from Moscow, but included a "transition period" for negotiations when its existing Soviet-imposed constitution will remain largely in effect ..... Page 10

Crime increase

Increases in sexual and violent offences contributed to an 8 per cent rise in London crimes in the past year ..... Page 3

Hacker 'tap' ban

The Government opposed a move to give police powers to tap phone lines in the pursuit of computer hackers ..... Page 3

Three Graces stay

An export licence for The Three Graces statue by Canova was refused ..... Page 4

Gorbachev denial

A close adviser of President Mikhail Gorbachev has moved to quash rumours that the Soviet army staged a deliberate show of strength ..... Page 10

Runs galore

Jimmy Cook scored an unbeaten 313, nine runs short of Somerset's highest individual score, against Glamorgan at Cardiff. Surrey hit 707 for 9 declared off Lancashire at The Oval, the county highest score since 1934 and eighth largest ever. Ian Greig made 292 ..... Page 60

INSIDE

FREE SPEECH
... on the Commonwealth 15

PROFILE
Michael Portillo 18

IN THE COLOUR MAGAZINE

13 years to jail
Janie's killer

CONTENTS

Home News 2-9
Foreign News 10-14
Art Market 2
Arts 34,35
Births, marriages, deaths 16
Books 32,33
Business & City 20-24
Church Services 17
Classified 42,44-46,48-50
Collecting 46
Crosewords 53,60
Eating Out 40
Faith & Reason 17
Food & Drink 41
Free Speech 15
Gardening 43
Gazette 16,17
Landscapes 38
Leading article 18
Letters 19
Listings 52-54
Money 25-29
Motoring 43
Obituaries 16
Parliament & Politics 8,9
Property 45
Property Classified 44
Shares 22
Sport 55-60
Style 36
Travel 47-50
Unit Trusts 20
Weather 2

Entertainment guide plus TV and Radio 52-54

Prime Minister hails London successes but backbench MPs still want big changes in 'community charge'

Thatcher says poll tax vindicated

By Anthony Bevins, Nicholas Timmins and John Pienaar

MARGARET THATCHER yesterday greeted London's local election results as a vindication of poll tax principles, arguing that the opinion polls had been confounded "because the community charge is beginning to work".

But beyond London boroughs such as Wandsworth, Westminster, Ealing and Hillingdon, where the Tories made big gains, Conservative MPs were drawing little comfort from the message sent out by the voters, or by the Prime Minister. They will return to Westminster next Tuesday to tell the whips and Michael Portillo, the newly appointed poll tax minister, that Mrs Thatcher must not be diverted from making significant changes to the tax.

Calculations carried out separately by the BBC and the Labour Party showed that in spite of the London experience, a broad swathe of Tory seats were now at risk for the first time since 1979 – and that Labour could win the next election on the biggest swing since the landslide vote of 1945.

Those MPs who had corroborated the computer projections in their own constituencies said that drastic action had to be taken to reduce the poll tax to more reasonable levels if they were to stand a chance of re-election next time.

They could face an uphill struggle against ministers like Malcolm Rifkind, Secretary of State for Scotland, who is urging colleagues not to panic. He believes, like Mrs Thatcher, that English voters will come to accept its virtues.

Mrs Thatcher yesterday endorsed the Rifkind line, saying: "The results in London, where people have experienced the worst excesses of Labour councils, show that the message about the community charge is getting through. People want good service, efficiently and economically delivered in local government. And where they have it – in Wandsworth – they vote to keep it. And where they don't have it – in Ealing and Hillingdon – they vote for the Tories who they know are the only people to provide it."

Some senior Conservative MPs said last night that the danger of the London "aberration" was that Mrs Thatcher would stick to her guns, refuse to make adequate changes in the poll tax, and defy her critics to challenge her leadership if they dared.

Labour's failure to win the local council landslide suggested by national opinion polls appeared to have damped down Tory speculation about the leadership issue. But it could well re-ignite if Mrs Thatcher digs her heels in on poll tax, or if interest rates are forced up beyond 15 per cent.

While the BBC analysis showed a national 11 per cent swing from Conservative to Labour, it also showed an increase of 15 per cent in Labour's share of the southern vote, and an increase of 10 per cent in the West Midlands.

The results left all three main parties claiming something from the elections. Neil Kinnock said that "by any analysis" Labour had done well and the Tories badly. The same results in a general election would mean "we would be taking the ride down the Mall".

Kenneth Baker, the Conservative Party chairman, said the Tories may have lost 200 seats. But they had lost more than 700 in 1986 and come back to win the general election.

Bryan Gould, Labour's environment spokesman, predicted that the Wandsworth result would be a bigger headache for the Conservatives than Labour. "The message from Wandsworth is that the condition for winning is that you set a poll tax of £148." To do that across the country would cost the Government nearly £8bn in grant, worth perhaps 5p on income tax.

In late results declared yesterday the Conservatives held Westminster in almost as spectacular a style as Wandsworth. They unseated the Labour leader, Paul Dimoldenberg, in taking 12 seats from Labour and increasing their majority from four to 30. Labour, however, took Merton from the Tories by one.

Paddy Ashdown, the Liberal Democrats' leader, said: "The immediate intense heat is going to be off Mrs Thatcher." But the question would not go away. "We still have the inflation figures coming. We will have a long hot July, and people prowling around the edges looking for an opportunity, notably one Michael Heseltine."

■ Financial markets were cheered by the election results and shares, the pound and gilts all gained ground. The FT-SE 100 share index closed 27.3 higher at 2262.2. The pound closed 1.95 cents higher against the dollar at $1.6615 and 1.4 pfennigs higher against the mark at DM2.7753.

Carolyn Keen celebrating her victory in St James's ward, Westminster, yesterday as the Tories retained their second London flagship *Photograph: Jon Jones*

HOW SEATS CHANGED

Party	Gains	Losses
Con	165	359
Lab	440	136
SLD	144	193
SDP	5	30
SNP	16	12
Greens	3	0

Source: Press Association

Results and reports 8,9
Leading article 18
Portillo profile 18
Markets cheered 21
Casting shouts 30

Lucky escape will lift Tory aura of doom

By Peter Jenkins

ON ANY reckoning the Government took a drubbing at the hands of local electors but, because it was less than mortal, the headline story is one of lucky escape. Kenneth Baker's grin yesterday was a measure of what might have been as the Conservatives celebrated an 11 per cent swing to Labour.

They had some reason to take heart. An 11 per cent swing at mid-term has to be set against the 8 per cent which Labour needs at a general election to obtain a majority. In terms of votes, not seats, the Government has done a good deal worse than in the equivalent local elections which were held in the aftermath of the Westland Affair. Then the Prime Minister was as unpopular as she is today. Yet the margin of Labour's victory is not enough to confirm Neil Kinnock as the probable victor of a general election still 18 months or two years ahead. Everything remains to play for.

This is probably sufficient to lift the aura of doom which has surrounded the Government recently. It ought to calm the panic on the Tory back benches and quieten speculation about Margaret Thatcher's leadership. Financial markets can be less jittery about the prospect of a Labour government which should make it easier for the Chancellor, John Major, to weather the rough statistics which lie ahead, especially next week's inflation figures.

In theory the national opinion polls, which have been showing Labour in a 20 or more point lead over the Conservatives, are as good, if not better, a guide to what might happen in a general election as the actual results of local elections.

The Liberal Democrats have an established base in local government and can be expected to do better than when voters chose who rules at Westminster. But it is improbable the party's supporters would transfer their allegiance wholesale to Labour in a general election; indeed, some polling data suggests that erstwhile SDP and Liberal voters are less hostile to Mrs Thatcher, and more unconvinced by Mr Kinnock, than other floating voters.

The Gallup poll published yesterday was pretty much in line with the local election results as far as the standing of the Government is concerned. When the same local councils last came up – in May 1986 – Conservative support stood at 32 per cent on MORI's reckoning at the time, which is exactly the same as in today's poll of polls and almost exactly what happened on Thursday in the BBC's sample of 24 parliamentary seats. From that 1986 low, Mrs Thatcher recovered to score another landslide victory in June 1987. However, then the economy was on the up-and-up and Labour distinctly less electable than today.

Nevertheless, the local results suggest that the unpopularity of the Government has yet to translate itself fully into positive endorsement of Mr Kinnock and Labour as an alternative. A substantial element of mid-term protest appears to be built into Labour's poll standing.

The "London effect" is plainly still at work even though the extreme left is in retreat. Moreover, Labour did significantly better in the South (excluding London), where it is unlikely to register many parliamentary gains, than in the Midlands and North-west, where it must if it is to have a chance of winning power.

These local elections are a reminder for Labour of the veritable Everest which must be scaled to victory. They draw attention also to the geographic and social demographic handicaps which it continues to face as a party seeking national power.

The results, especially in London, may persuade ministers that the worst disaster of their poll tax troubles are over. With characteristic prudence, the Chancellor was awaiting the actual returns before committing himself on the cost of alleviating the tax next year. The Cabinet may now settle on a smaller total than before. This would make it easier to remain within planned spending limits overall when the pre-election spending review gets under way this summer.

The principle of the "community charge" is that everybody should pay and learn to hold local authorities accountable for the scale and efficiency of their spending.

The Prime Minister's claim to vindication yesterday will make it embarrassing to limit further the independence of local authorities through capping. Now there may be a stronger inclination among ministers to sweat it out in the hope that local authorities will have to take the rap for next year's impositions.

De Klerk and Mandela end talks in harmony

From John Carlin in Cape Town

PRESIDENT F W de Klerk and Nelson Mandela, making history yet again, sat down side by side yesterday and addressed a joint press conference at which they announced that the government and the African National Congress had reached agreement, after three days of talks, on the means of creating a peaceful political climate conducive to negotiations.

The outcome of the unprecedented and, until recently, unimaginable encounter was described by Mr de Klerk as "a great step forward" and by Mr Mandela as "the realisation of a dream". Bitter enemies had entered into a partnership of peace. "We" – not "the oppressors" and "the terrorists" – suddenly became the operative term.

"We went into these discussions," Mr Mandela said, "in the spirit that there should be neither victors nor losers and at the end of these discussions not only are we closer to one another, the ANC and the government, but we are all victors. South Africa is a victor."

In a joint, five-point communiqué it was revealed that the government had responded to all the key demands made by the ANC, and did so – while nothing has yet been finalised – to the ANC's satisfaction. The ANC in turn responded to the government by committing itself to help curb violence, but stopped short of calling a suspension of "the armed struggle" – a question which Mr Mandela did, however, say that the ANC would now "look into".

The communiqué said: "The government and the ANC agree on a common commitment towards the resolution of the existing climate of violence and intimidation from whatever quarter as well as a commitment to stability and to a peaceful process of negotiations."

The ANC's demands before the talks started for the release of all political prisoners, for indemnity for political exiles, for the removal of "repressive legislation", and for the lifting of the state of emergency, were all addressed. Agreement was reached on the creation of a "working group to make recommendations on a definition of political offences" and "to advise on the norms and mechanisms for dealing with the release of political prisoners and the granting of immunity to those inside and outside South Africa". The working group would aim to complete its work before 21 May – a necessary interval, as ANC officials themselves have recognised, for the task of pinning down who exactly may be classified as a political prisoner is a difficult one.

The government undertook also "to review existing security legislation . . . in order to ensure normal and free political activities". Implicit here is the notorious Internal Security Act, which grants the police extraordinary powers of arrest. The government reiterated a prior commitment "to work towards the lifting of the state of emergency", with the ANC "exerting itself" to contribute its part as regards violence and intimidation.

The communiqué also said that "temporary immunity from prosecution for political offences" would be considered urgently for ANC leaders so that they would be able to return to South Africa to help bring violence to an end and take part in negotiations.

Finally, agreement was reached on the desirability of opening up "efficient channels of communication" between the government and the ANC in order to curb violence effectively.

Mr Mandela said: "The striking feature of the discussions which we have had in the last three days has been their cordiality." Asked if the success of the talks meant apartheid was dead, Mr Mandela said it was not, for he did not even have the vote yet. But Mr de Klerk had said it was on the way out and "I have not the slightest doubt that the State President means what he says". International sanctions, however, should remain in place for the time being, he added.

Text of agreement, page 13

Army guard foils IRA bomb attack

By David McKittrick
Ireland Correspondent

AN UNARMED civilian dog-handler foiled an IRA attempt to place two powerful Semtex bombs at a British Army sleeping quarters in Hanover, West Germany, in the early hours of yesterday morning.

The guard, who has been praised by the Army for his alertness, saw three terrorists inside the perimeter fence of the Langenhagen barracks in Hanover and raised the alarm. The men fired several shots at the guard as they made their escape through a hole they had cut in the wire perimeter fence, leaving behind bombs in two army rucksacks.

Twenty soldiers were asleep in their living quarters when the incident took place shortly after 2am local time. The bombs, which contained up to 100lb of explosive, would have devastated the building. The soldiers were evacuated and the devices dealt with by army explosives experts.

Lt-Col Mike Rust, who commands the Hanover garrison, said: "I understand that the building would probably have come down. There would have been severe loss of life and a lot of injury as well.

"We were lucky that that particular guard was extremely alert, and that's why a disaster was averted."

A military spokesman said that other civilian guards, who were armed, were nearby. No shots were fired by the security forces.

The incident comes after a lull in the IRA's continental campaign which has taken eight lives over the past two years. It is the first since last October's machine-gun attack in which a corporal and his six-month-old baby were killed.

In both 1988 and 1989 the IRA launched offensives which began in late spring and went on until the autumn.

Hanover was the scene of two of last year's attacks, in one of which a corporal was killed and his wife badly burnt in a car boobytrap explosion. The German authorities are currently seeking the extradition from France of three IRA suspects for questioning about that incident.

The Langenhagen barracks houses soldiers from the 1st Postal and Courier Regiment of the Royal Engineers, which handles air mail for British forces in West Germany.

A spokesman for the West German Federal Attorney-General said yesterday: "We don't know whether it's always the same unit or different units who are involved. We were not expecting this particular attack in Hanover, but there was no sign that the IRA campaign against the Rhine Army had ended."

IRA tactics, page 2

TOMORROW IN 'THE INDEPENDENT ON SUNDAY'

WAIT AND SEE
The next Archbishop

LUNCH OFFENSIVE

Labour woos the City

LUNCH DEFENSIVE
John Gummer's butcher

RICHARD ADAMS
interviewed by Lynn Barber

CASTRO'S LAST STAND
Chris McGreal in Cuba

TWO BIG MACS
Ian McEwan and John McGahern reviewed

FASHION

Everyday silk

ALAIN PROST
A winner explains

Plus
Business and City news and features, Sport, the Sunday Review and comment from **Neal Ascherson, Rhoda Koenig, Andrew Gimson, Sebastian Faulks and Maureen Freely**

With a little initiative, you could get up to 3 weeks manufacturing advice for the price of one.

It can be difficult to find the time and money to make improvements to your manufacturing systems, even though they could well make your business more competitive.

Take the Manufacturing Systems Initiative from DTI and you can get an outside expert to help improve your production operations.

As well as give advice on areas such as stock control and distribution.

If you are an independent manufacturing or service business with fewer than 500 employees, we could pay up to two-thirds of the cost of between 5 and 15 days' consultancy. To learn more, send off the coupon. Or telephone us on 0800 500 200.

dti

Post to: Manufacturing Systems Initiative, FREEPOST BS3131, Bristol BS1 6GZ. Or call free on 0800 500 200.
Name
Position
Name of Firm
Address
Postcode
Telephone
No. of Employees
Is your business primarily involved in:
Construction ☐ Manufacturing ☐ Service ☐

the Manufacturing Initiative

Labour to launch investigation into 'London effect'

By Christian Wolmar

IN A REPEAT of the 1987 general election trend, London bucked the national mood, producing a mixed bag of results that were far more favourable to the Conservatives than in the rest of the country.

As well as failing to get anywhere near their target boroughs of Wandsworth, Westminster, and Tower Hamlets, Labour lost Ealing, where Neil Kinnock lives, to the Tories; Brent became a hung council, and the Tories took over Hillingdon, which was previously hung. In compensation, Labour won control of Merton for the first time since 1974, and chipped away enough seats in Kingston to oust the Tories overall control.

Even in authorities which did not change hands, results were incredibly patchy. Labour did exceptionally well in Lewisham, gaining eight seats, and in Enfield, gaining six — almost enough to win control — but lost 13 seats in Hammersmith and Fulham.

Overall, Labour leaders pointed out that there had still been a swing of about 5 per cent to Labour in the capital from the general election.

In 1987, it was the "loony left" image of councils which was seen as Labour's vote loser. Now the red flags no longer fly over Labour's town halls, and the excesses that led to the creation of nuclear-free zones and the development of what Rhodes Boyson called "councils' foreign policies" have largely disappeared.

This time there is no single explanation since the results were so varied, even between neighbouring boroughs. In Labour's inner city heartland, the party retained its share of the vote while in outer London boroughs it had mixed fortunes.

Bryan Gould, Labour's environment spokesman, who said the results in London would be closely examined, acknowledged that there had been "big disappointments" in the capital, and said the result in Ealing was a shock.

It was not such a shock to close observers of the London political scene. Phil Kelly, editor of *Tribune*, who has just won a seat on Islington council, said: "There was a competence factor. In Islington, we could get away with a high poll tax figure [£498 before capping] because we are a competent council which delivers services. This also explains the good showing in Lewisham and the problems in Brent and Ealing."

He added: "Mind you, it is the voters' perception of the competence of their authorities rather than the views of the Press or the Tories." This may explain why Labour performed well in Lambeth, Camden, and Haringey, but badly in Brent, and Ealing.

In Brent, the council developed an appalling reputation because of the McGoldrick affair, in which a headteacher was suspended, but later cleared, for allegedly making a racist remark, the mounting rent arrears of Labour councillors, and a series of damaging cuts including the loss of 233 teaching posts.

Mr Kelly said: "There is, too, a racist element. Brent had a black leader and was perceived as funding organisations which helped non-British people."

There were also one-off local factors. The scandal over Hammersmith and Fulham's unlawful £6bn dealings in the money market clearly rocked local voter confidence, and in Ealing the Conservatives mounted a high-profile campaign against the council's support for fringe groups.

Voters may have remembered, too, that these two west London boroughs imposed rate rises of 50 per cent and 65 per cent, after the election of Labour administrations in 1986.

Dick Tracey, Tory MP for Surbiton, said that the wards where the Conservatives had done badly "tended to be those with many low rateable value houses in which households did not qualify for transitional relief. This certainly was the case in Enfield, Merton, and Kingston".

In Merton, Geoff Martin, the deputy leader of the Labour group, said there were two reasons apart from the poll tax for Labour's victory. "The council had privatised a number of services and unlike Wandsworth, which actually sacks bad contractors, Merton allowed them to continue with impunity. Secondly, we won in Wimbledon because we had promised to scrap the proposed relief road and bring forward more popular plans for the town centre."

As in 1987, Labour's leaders are now mounting an inquiry into the "London effect" and whether this will be a barrier to a successful general election campaign.

Leading article, page 18

Scots Tories lose seats as vote share increases

By Mark Douglas Home
Scottish Correspondent

ALL FOUR main political parties in Scotland managed yesterday to take encouragement from the regional council elections, which resulted in few upsets and little change in the administrations pre-sup.

Labour retained control of Strathclyde, Lothian, Fife and Central regions. It also remained the biggest party in Grampian, again destined to be run by a coalition, and in Tayside, where Labour is likely to continue its minority rule.

Although Labour's share of the vote, just over 43 per cent, was almost the same as in 1986, the party won 233 seats, up 10 on 1986. Murray Elder, Scottish secretary of the Labour Party, said: "They are very good results for us."

By comparison, the Scottish Conservative Party, still struggling to recover from election setbacks in the past four years, lost seven of its 59 seats, but its share of the vote, about 19.5 per cent, compares with 16.9 per cent in 1986.

Michael Forsyth, Scottish Conservative Party chairman, said: "We are on our way back." He was bullish about Tory prospects in the general election but made a "possible exception" of the Ayr constituency held by George Younger, who is standing down.

If the party loses Ayr, and if the Scottish Nationalists are right that two other seats, Tayside North, and Perth and Kinross, are vulnerable, the Tories could lose three of their 10 seats.

The regional election results also show that the Conservatives did less well than they had hoped in the three councils — Grampian, Tayside, and Lothian — which they administered until 1986. Tory disappointment was most acute in Grampian, the area where the party had hoped to see clear signs of recovery. The Tories, overall, lost five seats in Grampian, largely to the Scottish Nationalists.

The SNP polled more than 21 per cent, up three points on 1986, putting it into second place behind Labour, and won 42 seats, up six. It increased its representation in Tayside by two and in Grampian by six, but was less successful in its long-held ambition to mount an effective challenge to Labour in its centre-left heartland.

The Scottish Liberal Democrats held up well in areas where they were already strong — Grampian and Fife in particular. The party ended up with two fewer seats than the Alliance won in 1986. Its share of the vote was about 8 per cent.

The Greens won their first regional council seat, in Highland.

Dumfries and Galloway, Borders, Highland, and the three islands authorities — Orkney, Shetland, and Western Isles — will again be run by independents.



An official at a polling station in Fritton, Norfolk, waits for the voters during the local council elections. *Photograph: Bryn Colton*

Wandsworth 'reaped the benefit of financial luck'

By Nick Cohen

FACED WITH a stunning Conservative victory and the loss of her own seat, Fiona Mactaggart, the Labour group leader on Wandsworth, accused the Tories of bribing their way to power.

The lowest poll tax in England, at £348 per head, certainly helped the Conservatives turn a one-seat majority into a 35-seat lead.

But yesterday, even Labour financial specialists were saying that if ministers were trying to buy votes for all Conservatives, the poll tax had been the most incompetent example of financial gerrymandering in history.

Tory councils in counties like Berkshire and Surrey being forced to set taxes of up to £450 a head. There was no evidence that Conservative authorities had been singled out for favourable treatment under the Government's "safety net".

Martin Pilgrim, finance officer for the Labour-controlled Association of Metropolitan Authorities, said Wandsworth stood out because it had been lucky. It remained to be seen if it could keep its poll tax low when the system started to move against it, he said.

Each poll tax payer in Wandsworth has had £116 deducted from his or her bill because of the safety net, the mechanism which temporarily takes money from residents in areas councils that will benefit from the new business rate and grant system and gives it to councils who will lose.

If it had not received the money from Conservative shire districts and Labour councils like Liverpool, Birmingham and Camden, Wandsworth's poll tax would have been £264 this year. The safety net will, however, disappear in two years, putting a strong upward pressure on Wandsworth's tax.

All inner London councils had benefited this year from relatively reasonable grants to cover the cost of taking over local schools in the wake of the abolition of the Inner London Education Authority on 1 April, Mr Pilgrim said.

A financial spokesman for Wandsworth added that the taking of £17m from the council's £30m reserves had also significantly lowered the 1990 charge. Ms Mactaggart said on Thursday that as the safety net goes and reserves dry up, Wandsworth would not be able to carry on "fixing" its tax without cuts in services.

An independent analysis last month supported her. It said that without the reserve cash and the safety net, the tax would have been between £352 and £432 — about the national average.

The Wandsworth spokesman accepted that a policy of cutting the poll tax by exhausting reserves was unsustainable.

But he said that the council's Conservative leadership was hoping that efficiency savings would fill the gap. He pointed out that taking on schools had doubled Wandsworth's budget, but the council's policy of putting out cleaning and other services to competitive tender had not yet had an effect.

"Our political leadership would certainly argue that a proven record in saving money would enable us to continue to keep the tax down," he said. "We certainly have not received a great deal of help from Government grants. The money we were given was low in proportion to our population although it was high in proportion to our spending."

The money given to councils like Wandsworth and Westminster, whether as a matter of policy or not, has annoyed other Tories.

An analysis prepared by Maidenhead district and Berkshire County Council, where bills are as high as £449, said that if shire residents had received similar help then they would have had to pay no tax at all and would each be receiving cheques for £200.

Berkshire residents were getting £350 a head less in Government grant than the citizens of Wandsworth and were having to contribute £55 each to the safety net. Berkshire claimed that the use of financial reserves in Wandsworth had reduced the tax by £156 a head.

Heseltine prepares next step

The election results may reduce speculation about the Tory leadership. **Anthony Bevins**, Political Editor, considers the long-term struggle

THE NEXT STAGE of Michael Heseltine's covert campaign for the Conservative leadership will come on 16 May, when he is expected to tell a London conference about his alternatives for local government finance.

The poll tax, which will be targeted by many Conservative MPs as the main culprit for yesterday's local council losses, has consistently been opposed by Mr Heseltine in opposition, in Cabinet, and on the back benches.

But the question posed at Westminster over the last week has been whether he will pre-empt the Cabinet review with a call for outright abolition of the tax, or reaffirm and flesh out his commitment to a system of income banding which more closely reflects people's ability to pay.

Some MPs have argued that his answer could be swayed by the level of Conservative MPs' hostility to Margaret Thatcher's leadership in Commons corridors next week. Those MPs will now be looking closely at the dismal results on their own local patches — rather than the results in Wandsworth and Westminster.

Nevertheless, a Heseltine call for abolition of the poll tax will be a non-runner because of his preference for evolutionary change. If Mr Heseltine urges banding, he will be going for a continuing, gradual erosion of Mrs Thatcher's parliamentary support.

In last year's Commons vote on poll tax banding, proposed by one of Mr Heseltine's closest supporters, 38 Conservative MPs voted against the Government. Tory support for the idea is said to have increased markedly since the tax was introduced last month.

Certainly, last week's Commons vote on the poll tax suggested that there could be up to 18 more Conservative MPs now willing to withdraw support from the principle of a flat-rate tax — 66 rebels are more than enough to threaten the Government's majority.

Last Tuesday, in an attempt to staunch the speculation and confusion which followed Friday's report in *The Independent* on No 10's poll tax options, Mrs Thatcher ordered an information blackout on the Cabinet-level review — "Rule nothing out, rule nothing in."

The political initiative, has been left clear for Mr Heseltine. The only clear indication of Mrs Thatcher's thinking was delivered to the Conservative Central Council in Cheltenham in March.

"It's the amount of money that local government is spending. That's the real problem," she said, "... and than an increased grant from the taxpayer is not passed on in a lower community charge but is used for still higher expenditure." That suggests more cash, possibly billions, and a universal tax cap.

Mrs Thatcher's negative thinking was given on Tuesday in reply to a Commons question from David Owen about poll tax banding. She said: "People who are better off pay far more to local services because the taxpayer is the greatest contributor to local authority spending.

But Mr Heseltine mocked that argument last year, when he spoke of his "unswerving allegiance" to fairness and ability to pay.

He said during the Commons debate on banding: "Taxation is not just a matter of arithmetic; it is a matter of perception. When we are trying to persuade people at the lower levels of income to pay a great deal more than they have ever paid to their local authorities, and they know that they are paying precisely the same as the richest in the land, they may not accept the argument that the richest in the land pay more through the tax system."

As for other options, Mr Heseltine has argued strongly against any "costly quick fix" that would disastrously "destroy the even more vital credibility of John Major's Budget strategy".

Instead, he wants an overhaul of local government, with US-style directly-elected mayors who would receive extra Whitehall cash for their areas if they met fixed service standards — with cash limits on those that did not.

But they are long-term options; a programme for Heseltine Government, rather than an immediate alternative. What Mr Heseltine has to do on 16 May is set a benchmark against which Mrs Thatcher's alternative will be judged by their Commons colleagues. It is the kind of competition which, in theory at least, they both relish.

Portillo is promoted to front line on poll tax

MICHAEL PORTILLO, the Minister of State for Transport, was yesterday promoted to front-line government responsibility for the poll tax.

The new minister for local government said he saw his task as a personal challenge rather than a poisoned chalice, but added that his first job would be to listen to the views of Commons colleagues in the wake of Thursday's local election results.

As expected, Mr Portillo's switch from Transport to Environment was announced by the Prime Minister following the departure of Peter Walker from the Welsh Office and his replacement by David Hunt, Minister of State at the Department of Environment. Mr Portillo's job at Transport went to Roger Freeman, the man who replaced Edwina Currie as Parliamentary Under-Secretary for Health in 1988. He has been succeeded by Stephen Dorrell, a junior whip. Mr Hunt and Mr Dorrell are political protégés of Mr Walker. Ambitious young backbenchers will now be hoping for Mr Dorrell's empty seat in the whips' office; the first step on to the ministerial ladder.

Meanwhile, there was the customary exchange of valedictory letters between the Prime Minister and the departing minister.

Mr Walker, who announced on 4 March that he planned to retire from Parliament at the next election and wished to leave the Cabinet at a suitable opportunity, revealed in his letter that the Prime Minister had been very understanding when he had suggested that he should be replaced by somebody "who would make an important contribution to the production of our manifesto for the following five years".

In her reply, Mrs Thatcher recognised the impact of Mr Walker's interventionist policies, saying: "In Wales you have been particularly successful in transforming the environment and revitalising the economy."

Having listed Mr Walker's 15 years' of Cabinet office, in 5 different departments, she said: "That is a record which few can match this century. To all those posts you have brought exceptional drive and vision." She also told Mr Walker, who has achieved a unique Cabinet record for his coded attacks on his own Government: "I know I can count on you to give your support not only to your successor, David Hunt, but also to the Government and the Conservative Party."

Portillo Profile, page 18

Correction

In yesterday's coverage of the local elections we stated that the SDP held seven seats on Elmbridge council, when the seats are in fact held by Liberal Democrats. In one edition yesterday, it was also incorrectly reported that a defeated Conservative candidate in Bradford, Mohammed Riaz, was a former Labour Lord Mayor of the city.

Voting patterns fail to match predictions of opinion polls

By Peter Kellner

JUDGED AS a national contest, Labour won Thursday's local elections but lost the expectation game. The votes implied an 11 per cent swing to Labour since 1987 — enough to give Neil Kinnock a Commons majority of around 60.

That is a better Labour performance than in any previous round of May local elections since Margaret Thatcher became Prime Minister. But it is a far cry from the 20-point-plus opinion poll leads that Labour enjoyed between mid-March and mid-April.

The table on the right shows the distribution of votes in 38 parliamentary constituencies that will help determine the next general election. The figures were supplied by BBC Television and ITN's *Channel Four News*, who assembled the data by adding up the votes in those wards which make up the respective constituencies.

As with all such exercises, these figures must be accompanied by a health warning: local factors sometimes produce a variation between the way people vote in local elections and the way they vote in general elections. The data as a whole, however, gives a clear picture of the national mood.

Overall, Labour's support is up by 11 points compared with the 1987 general election, while the Conservatives are 11 points down and the Liberal Democrats down 6 points on the support the Liberal/SDP Alliance enjoyed three years ago. The Greens won 5 per cent support overall in the seats covered by this analysis. Their average was dragged down by the fact that they only contested a selection of wards: where they fielded candidates, they averaged around 8 per cent.

Those changes imply the following shares of support nationally: Labour 43 per cent, Conservatives 32, Liberal Democrats 17. The Labour and Conservative figures are almost exactly the reverse of the 1987 result.

The difference between the opinion polls and local votes is explained wholly by Labour's performance. All the latest measures of party support — Thursday's local votes, yesterday's Gallup Poll in the *Daily Telegraph*, and the latest BBC *Newsnight* poll of polls — put the Conservatives at 32 per cent. What happened on Thursday, above all else, was that the anti-government vote rearranged itself differently from nationwide polls, with Labour doing worse and the Liberal Democrats better.

Those averages hide two significant deviations from the trend. The first is regional. Labour's support has risen significantly less in London and Scotland than the national average. The swings to Labour in each region since 1987 are: South 15 per cent, East Anglia 14, North 12, West Midlands 10, London 7, Scotland 0.

If those swings had been recorded in a general election, Labour would have gained only 15 extra seats in London, but up to 40 in the north, 30 in the midlands and around 40 south of a line from the Severn to the Wash, excluding London. At the moment it holds only three. It is not just that the gains are needed to prevent Mr Kinnock into Downing Street: Labour could once again claim to be a national party in the Commons.

The second deviation from the trend concerns the poll tax. In London, and to some extent elsewhere, voters punished high-tax councils and rewarded low-tax ones, which generally helped the Conservatives, but not exclusively.

Ten London boroughs are Labour controlled, with a poll tax (before capping) of £420 or more. Two Conservative councils (Wandsworth and Westminster) have a poll tax of less than £200. In those two boroughs, together with Brent, Ealing and Hammersmith & Fulham, the Conservatives made net gains of 68 seats, while Labour lost 67. In the other seven councils there was little net movement between Conservative and Labour, compared with 1986.

In the five Labour boroughs where a lower poll tax was set — Barking, Greenwich, Hounslow, Lewisham and Southwark — Labour gained 26 seats, while the Conservatives lost 14. And in the nine boroughs where the Conservatives set a poll tax of £280 or more, Labour gained 19 seats while the Tories lost 20.

Translated into constituency terms, there were small swings to the Conservatives — compared with 1987 — in Putney, where David Mellor is defending a 7,000 majority, and in Ken Livingstone's Brent East. On the other hand, Labour "gained" Hendon North and Ilford South with swings of more than 10 per cent. This suggests that Labour is suffering not so much a "London effect" as a "London poll tax effect", possibly linked to a local reputation for incompetence.

The Liberal Democrats have reason to be relieved. Their 17 per cent share is more than double their opinion poll rating, and confirms their ability to attract local votes with vigorous campaigning. They can also claim to have won their private war to see off the Greens and the Social Democrats.

The critical question is whether the Liberal Democrats would keep those extra votes at a general election — and, if not, where they would go. Each party could make a plausible claim.

The Liberal Democrats themselves will hope that their result is a reward for hard campaigning — and that they can reap the same reward in a general election.

The hard evidence from this week provides only fragmentary clues as to which is right. There seems to have been little systematic tactical voting; so it seems unlikely that many deliberately switched from Labour to the centre specifically to beat the Tories.

Whichever explanation proves nearest to the truth, Thursday's results show that the next general election remains wide open.

One final point. Turnout on Thursday was around 51 per cent, compared with 45 per cent or less in recent local elections. For the first time in more than 40 years, a majority of the electorate voted. Whatever else it achieves, the poll tax seems to have revived interest in local government.

HOW KEY CONSTITUENCIES VOTED

	SHARE OF VOTE			CHANGE SINCE 1987			RESULT
	Con	Lab	Lib/Dem	Con	Lab	Lib/Dem	
SCOTLAND							
Aberdeen South	33	41	11(SNP 15)	-2	+4	-10	LAB HOLD
Edinburgh Pentlands	43	31	8(SNP 18)	+5	0	-16	CON HOLD
NORTH							
Blackburn	29	64	3	-11	+14	-7	LAB HOLD
Bolton West	29	49	22	-16	+13	+3	LAB GAIN
Bradford North	27	59	12	-12	+16	-6	LAB HOLD
Bury North	39	53	8	-11	+15	-4	LAB GAIN
Keighley	40	44	10	-6	+9	-9	LAB GAIN
Leeds NW	35	41	23	-9	+19	-10	LAB GAIN
Southport	35	18	39	-9	+12	-9	LIB/D HOLD
Stockport	24	45	26	-17	+10	+3	LAB GAIN
Tynemouth	34	46	10	-9	+7	-8	LAB GAIN
Wallasey	32	55	9	-10	+13	-7	LAB GAIN
York	26	54	13	-15	+12	-3	LAB GAIN
MIDLANDS							
Birmingham Northfield	37	49	8	-9	+10	-7	LAB GAIN
Birmingham Yardley	18	33	46	-24	-4	+26	LIB/D GAIN
Solihull	46	24	22	-15	+9	-2	CON HOLD
Wolverhampton NE	38	50	12	-4	+8	-4	LAB GAIN
EAST ANGLIA							
Cambridge	24	49	19	-16	+20	-11	LAB GAIN
Norwich South	18	51	22	-19	+13	-3	LAB HOLD
SOUTH							
Basildon	30	56	14	-14	+18	-4	LAB GAIN
Bath	31	32	30	-14	+21	-13	LAB GAIN
Brighton Kemptown	37	49	6	-17	+16	-7	LAB GAIN
Brighton Pavilion	34	43	10	-17	+14	-9	LAB GAIN
Bristol West	34	33	18	-11	+12	-13	CON HOLD
Southampton Itchen	26	54	15	-18	+22	-9	LAB GAIN
Southend West	44	18	38	-10	+10	0	CON HOLD
LONDON							
Brent East	38	45	10	+3	+2	-5	LAB HOLD
Dulwich	35	51	12	-7	+9	-2	LAB GAIN
Finchley	47	44	3	-7	+12	-11	CON HOLD
Greenwich	21	41	17(SDP)	-2	+6	-24	LAB GAIN
Hampstead & High.	34	40	13	-9	+2	-6	LAB GAIN
Hendon North	43	37	9	-13	+11	-10	CON HOLD
Ilford S	40	50	10	-9	+13	-4	LAB GAIN
Putney	54	34	6	+4	-2	-7	CON HOLD
Richmond	37	12	50	-11	+5	+6	LIB/D GAIN
Walthamstow	31	46	22	-8	+11	-3	LAB GAIN
Woolwich	10	44	26 (SDP)	-11	+7	-16	LAB GAIN
NATIONAL AVERAGE	32	43	17	-11	+11	-6	

Source: BBC Television, ITN's Channel 4 News

35p
Saturday
May 5
1990
Published in London
and Manchester

The Guardian

London wins boost Tories and mar Labour success

Thatcher wins poll tax respite

Michael White and Alan Travis

MRS Thatcher yesterday won a much-needed respite from her political troubles when Labour's "best ever" local election results were marred by a psychological Conservative boost in London which allowed Tory leaders to claim the worst was over for the poll tax and the party.

Loyalists were quick to predict that talk of leadership challenges from Michael Heseltine and other malcontents would recede and that, if the economy picked up, a snap election might deliver the Prime Minister her fourth consecutive victory in June 1991. Sterling and the stock market rose.

But ministerial relief on learning at midday that Westminster as well as Wandsworth — the Conservatives' showcase councils in London, with the lowest poll tax — had produced pro-Tory swings could not disguise solid nationwide gains for Labour which would put Neil Kinnock into Downing Street with a comfortable majority of around 66 if an election were held now.

Labour's share of the vote, according to a Guardian analysis, was 40 per cent against 32 per cent for the Government — confirming the recent opinion poll decline for Labour.

The Liberal Democrats took comfort from the failure of the Greens to win many seats and the annihilation of the SDP. With around 18 per cent of the poll, according to the Guardian, the party's leader, Paddy Ashdown, countered Labour's claim that the elections had restored two-party politics. "On the basis of these figures, dreams of a Labour majority will remain dreams. Labour has failed its big litmus test in London."

The Cabinet's breathing space may also be of short duration. Next Friday's April inflation figures are expected to top 10 per cent. And Mr Heseltine, who said nothing yesterday, is expected to offer his alternatives to the poll tax a few days later.

Nervous Conservative MPs who won their seats in 1983 and 1987 will also be doing sums based on Thursday's voting to see how many of them will survive.

The third Conservative flagship, Bradford, was an early casualty in Thursday night's count.

In London, Labour unexpectedly gained Merton but lost Ealing, where Mr and Mrs Kinnock live. The first act of the new council was to announce last night the loss of 200 jobs aimed at reducing the poll tax from £435 to £270.

Overall, the Conservatives suffered 220 net losses against Labour's net gain of 11 councils and an extra 300 councillors, which were significantly spread across the country — including the long-hostile south. Milton Keynes, Watford and Great Yarmouth were among the Opposition's successes.

Mr Kinnock said: "That's the spread of our support and it makes me very confident in my prediction that we will certainly win the next election and win it with a very handsome majority."

Mrs Thatcher stressed that the result was a victory for "good service, efficiently and economically delivered in local government" which would provide a "very good base from which to go on to win the next general election".

Given rash predictions of 600 Labour gains by some pollsters, Chris Patten, the Environment Secretary, called it "the massacre that never happened".

But more worrying for Kenneth Baker, the Conservative Party chairman, was the loss of outright control in low poll tax councils such as Portsmouth, Gillingham and Bath — where Mr Patten would have lost his seat — Harrogate, Kingston-on-Thames, Havant and Torbay. The Tories regained control in Trafford and Southend.

It was a result which, even more than usual in election post mortems, gave all three traditional parties grounds for optimism. Conservative strategists are convinced that Mr Baker's high-risk approach of focusing his resources on defending the three low poll tax Tory councils is getting the message home that the tax's principle is acceptable.

Mr Baker said the "quite remarkable results" had "wiped out allegations that the Prime Minister's leadership has been fatally undermined".

In Scotland, where the poll tax has been in operation for a year, the Conservatives failed to make headway. Labour, which also made no advances, conceded an "irreducible level" of Conservative support.

Repeating his charge that Mrs Thatcher would soon retire "or be pushed" Mr Kinnock said: "I think we've done extremely well and the Tories have done extremely badly."

Election analysis and results, pages 4 and 5; Leader comment, page 22

All smiles . . . Mr Mandela and Mr De Klerk announce that agreement has been reached on conditions for full-scale talks PHOTOGRAPH: JIMMY McLACHLAN

ANC and Pretoria 'realise dream'

David Beresford in Cape Town

THE African National Congress and the Pretoria government yesterday reached broad agreement on conditions for full-scale negotiations on ending the political conflict in South Africa.

The ANC leader, Nelson Mandela, said at a joint press conference after three days of talks in Cape Town that the breakthrough was "the realisation of a dream" and "we are all victors". The State President, F. W. de Klerk, described it as a great step forward and an important breakthrough.

The ANC delegation did not have a mandate to agree to an outright cessation of the armed struggle at the talks, but has clearly indicated that it is likely to do so as the other components of the agreement come into effect.

The breakthrough in attempts to start constitutional negotiations was announced in a carefully worded joint communiqué last night. It said that the ANC and the government had agreed on "a common commitment towards the resolution of the existing climate of violence and intimidation from whatever quarter".

The agreement will be a big boost to Mr De Klerk, who begins a European tour next week during which he is expected to meet seven leaders, including Mrs Thatcher.

Archbishop Desmond Tutu said in London yesterday that he was delighted with the progress made at the meeting. "I think the way things have gone has exceeded our highest hopes," he said.

Mr Mandela refused to give way on the question of sanctions last night, saying they would remain in place. But he added that it was hoped that it would not be necessary to call upon the international community to intensify or maintain sanctions as a result of the agreement, as well as future developments.

The De Klerk administration did not make an end to the armed struggle a pre-condition to the negotiations, merely arguing that it was illogical to maintain it in present circumstances, but the issue was pivotal to this week's talks. The ANC's strategy was to insist on a parallel government commitment to bring an end to state violence against the black population.

This amounted effectively to a ceasefire, although the government was anxious to avoid the term because of the implication that the security services were engaged in a war against the black majority, as opposed to law and order operations. The fuzzy wording of the joint commitment to "a resolution of the existing climate of violence and intimidation from whatever quarter" represents a compromise.

The ANC was also seeking an agreement on a mechanism to oversee the ending of violence, such as joint monitoring committees which would conduct inquiries into what might be described as breaches of the effective ceasefire.

This has again been dealt with by fuzzy terminology, in a reference to the creation of "efficient channels of communication" to curb violence. Mr Mandela indicated at last night's press conference that the ANC would be recommending that a formal monitoring structure should be created.

The government's "reiteration" of its commitment to work towards the lifting of the state of emergency is likely to mean that emergency rule will not be renewed when it lapses on June 12, provided progress is made towards reducing the level of violence in the townships.

One of the most striking pointers to movement on the government's part is its undertaking to "review existing security legislation", which is believed to refer to the Internal Security Act. If this legislation is repealed, in tandem with the state of emergency, it would mean the end to detention without trial in South Africa.

Yesterday's communiqué announced that the following had been agreed:

A working group would be set up to advise on "norms and mechanisms for dealing with the release of political prisoners and the granting of immunity in respect of political offences". The working group would report back by May 21.

Temporary immunity from prosecution for political offences would be considered as a matter of urgency for the ANC executive and other selected members to enable them to return to South Africa and "assist in bringing violence to an end".

Immediate attention would be given to emigration offences which might have been committed by political fugitives as well as offences relating merely to organisations which were previously prohibited.

The government will "review existing security legislation to bring it into line with the new dynamic situation developing in South Africa".

The government reiterated its commitment towards the lifting of the state of emergency in return for which the ANC will "exert itself" to help bring an end to violence.

"Efficient channels of communication" would be established between the two sides in order to curb violence and intimidation from whatever quarter effectively.

The government and the ANC agreed that these objectives should be achieved as early as possible.

City cracks champagne to celebrate aborted love affair

Dan Atkinson

DESPITE assurances that the champagne would be staying on ice for a while, the City indulged in discreet celebration yesterday as it became clear the Conservatives had pulled off a successful damage-limitation exercise in the local government elections.

After recent talk of Labour's new love affair with financial markets, an outside observer might well have been puzzled by the packed wine bars, big drinks-rounds and soaring share-index.

The FTSE index climbed more than 30 points at one stage, closing up 27.3 points on the day at 2,162. The pound gained more than 1½ cents against a weakening dollar at $1.6585.

One broker, sipping white wine in a bar, explained: "That love-affair stuff was rubbish. During the past two months the City has been trying to think its way into dealing with a Labour government. Now it looks like the public is less likely to deliver that sort of government, and we're pleased. Why shouldn't we be?"

A fund manager sank flutes of champagne as radio and television confirmed the Government's success in avoiding a town hall bloodbath. "Of course we don't want Labour. If you think the economy is in a mess now, that is nothing on an economy run by Labour," he said.

Even younger dealers, including one who left school in 1986, claimed to have painful memories of the last Labour government.

The prospect of higher taxes under Labour played its part in creating a celebratory atmosphere.

In another wine bar, young bankers knocked back house claret. Some puffed, rather awkwardly, on expensive cigars. Mark Rotherfield, a corporate-finance analyst, said: "Lawson's so-called tax cuts were pathetic. Labour wants to put them up, and that's no way to get my vote."

Not all support for the Conservatives was personally motivated. "This will be good for sterling," said one foreign exchange dealer.

Michael Buhons, a business consultant, said: "We're back to the position late in 1986. I think interest rates have peaked and house prices have bottomed. Inflation is about to peak, and I think Labour has peaked as well. That means the Tories have bottomed out and are heading back again."

One broker, sipping 12-year-old Scotch, said the Conservatives' tenacity had added lustre to his weekend. "I've got a party in Battersea tonight, and one in Lincolnshire tomorrow. Celebrating? Too right. I thought I would be drowning my sorrows, but not now."

Markets overleaf, page 10

News in brief

Latvia wary in Moscow break

Latvians are waiting uneasily to see if their cautious declaration of independence will put the republic on a collision course with Moscow. Page 24

Rushdie 'hostage block'

The British government's "support" for Salman Rushdie, the writer, is the main obstacle to talks with Iran on the hostage crisis, said the Iranian Foreign Minister. Page 9

Call for dog muzzling

An eye surgeon who has operated on people mauled by dogs has urged the Government to order certain breeds to be muzzled. Page 3

Kentucky schools battle

Kentucky has become a battleground for improving education after the Supreme Court decided its school system was unconstitutional. Page 8

Firms fail to ring changes

Nearly a quarter of London businesses have failed to prepare for a £20 million reorganisation of telephone dialling codes. Page 10

Commuting thief jailed

A man who travelled from his home in Scotland to stage armed bank robberies in London while telling his wife he was away on business has been jailed for 20 years. Page 2

Three Graces to stay

The Three Graces statue is to stay in Britain after Nicholas Ridley, the Trade and Industry Secretary, refused an export licence for it. Page 2

Next week's Guardian

In the week between President F. W. de Klerk's meetings with Nelson Mandela and Mrs Thatcher, the Guardian publishes a unique survey of life in South Africa. A team of 10 Guardian writers and photographers have spent seven days in the country looking at everything from politics to theatre, from education to crime, from business to night clubs.

They have returned with a fascinating picture of a country trying to rid itself of the poison of apartheid.

On Monday

- Hugo Young begins a three-part assessment of the political future with a look at the new generation of black politicians
- Georgina Henry presents a comprehensive look at the press and TV learning to live with unaccustomed freedoms
- David Beresford profiles Chief Mangosuthu Buthelezi, who will play a pivotal role in the coming negotiations
- Alex Brummer analyses South Africa's economic future
- Judy Rumbold goes on tour with the police in Soweto

A week in South Africa — all next week in the Guardian

In this section

Arts, Reviews	21
Crossword	24
Financial News	10-12
Home News	2-5
International News	6,8,9
Letters	22
Money Guardian	13-15
Obituary	21
Sports News	16-20
Weather	24

Weekend tabloid

Arts	12,13
Bridge, Chess	22
Cartoons	9,23
Crossword	22
Listings	42,43
Music extra	39
Personal	38
TV and Radio	44-47

Sometimes you can believe what you read in the papers



A Distance Learning MBA from the Durham University Business School gives you the results without the risks. With no need for an expensive year off work, you can move into the fast lane without looking over your shoulder. Your thinking will develop as you study, and your performance will visibly improve... as will your current prospects.

The Durham University Business School has a long tradition of high academic standards and committed tutorial support. Course administration is by RRC, with over sixty years' experience of helping people learn in their own time.

The Durham MBA is a self-contained package of coursework, assignments and textbooks. When you need help, it's there ... and your two seminar weeks at Durham will be among the most useful in your life.

Contact us today on: 01-946 5138 (9am-5pm), 01-946 1102 (24 hours) or fax 01-946 7584 for further details, quoting HD231. Or write to: Durham Distance Learning MBA, RRC, Dept HD231, 27/37 St George's Road, London SW19 4DS.

* Research findings as reported in the Financial Times

Durham University MBA Distance Learning

Balham

1990 electorate %turnout		9,061	55.3	+ 1.6
***Jeanette J. Gaffney**	**Con**	**2,764**	**55.2**	**+ 4.2**
William J. Donald-Adkin	**Con**	**2,759**	**54.9**	**+ 5.3**
Nicholas F.H.W. Lyde	**Con**	**2,632**	**52.4**	**+ 3.2**
Christopher P. Lowe	Lab	1,879	37.4	- 0.6
Sarah J. Newens	Lab	1,846	36.7	- 0.4
Pamela J. Woodroffe	Lab	1,660	33.0	- 3.5
Ian Wingrove	Green	514	11.8	
Lab to Con swing 2.9%	Maj	885	17.6 ●	
		880	17.5 ●	
		753	15.0 ●	

Bedford

GAIN 3

1990 electorate %turnout		9,473	55.3	+ 6.1
Jean M. Lucas	**Con**	**2,519**	**45.6**	**+ 1.0**
Colin F. Dawe	**Con**	**2,489**	**45.0**	**+ 1.3**
John M. Rattray	**Con**	**2,459**	**44.5**	**+ 2.2**
Lesley J. Alexander	Lab	2,160	39.1	- 9.1
*Arnold J. Cohen	Lab	2,111	38.2	- 8.4
*Neville Daniels	Lab	2,036	36.8	- 8.3
Nicholas P. George	Green	464	8.4	
Edward D.F. Larkin	Ind	239	4.3	
Matthew Bryant	SLD	234	4.2	- 4.8
Lab to Con swing 5.1%	Maj	359	6.5 ●	
		329	5.9 ●	
		299	5.4 ●	

Earlsfield

GAIN 1

1990 electorate %turnout		6,561	60.1	+10.9
Angela Graham	**Con**	**2,038**	**52.1**	**+15.3**
John F. Grimshaw	**Con**	**1,922**	**49.1**	**+13.4**
*Belinda J. Randall	Lab	1,625	41.5	+ 2.6
Hugh I.K. Thompson	Lab	1,507	38.5	+ 4.8
Suzy Barry	Green	224	5.7	
Philip J. Minshull	SLD	147	3.8	- 25.8
Lab to Con swing 5.3%	Maj	413	10.6 ●	
		297	7.6 ●	

East Putney

1990 electorate %turnout		9,863	53.8	+ 5.0
***Margaret E. Calcott-James**	**Con**	**3,382**	**64.7**	**+ 7.3**
***Brian N.C. Prichard**	**Con**	**3,239**	**62.0**	**+ 5.7**
***Diana M. Whittingham**	**Con**	**3,213**	**61.5**	**+ 7.8**
Michael Freedman	Lab	1,399	26.8	- 3.1
Hannah S. Jones	Lab	1,386	26.5	- 2.4
David Suiter	Lab	1,284	24.6	- 3.8
Matthew G. Green	SLD	332	6.4	- 4.3
Nicholas E. Orosz	Green	305	5.8	+ 1.8
John D. Martyn	SLD	280	5.4	- 5.2
Godfrey S. Shocket	SLD	254	4.9	- 4.2
Lab to Con swing 5.1%	Maj	1,983	37.9 ●	
		1,840	35.2 ●	
		1,814	34.7 ●	

Fairfield

GAIN 2

1990 electorate %turnout		5,743	64.7	+ 8.9
Vanessa C.L.C. Graham	**Con**	**1,952**	**53.6**	**+ 8.4**
Sarah T.J. Du Cann	**Con**	**1,870**	**51.4**	**+ 8.9**
*John H. Miller	Lab	1,579	43.4	- 7.9
John P. O'Farrell	Lab	1,416	38.9	- 6.5
Sandra J. Hewett	Green	232	6.4	
Lab to Con swing 7.9%	Maj	373	10.2 ●	
		291	8.0 ●	

Furzedown

GAIN 1

1990 electorate %turnout		10,750	57.9	+12.7
***Alfred C. Jessiman**	**Con**	**2,947**	**47.9**	**+ 2.2**
Margaret A. Mervis	**Con**	**2,939**	**47.8**	**+ 3.4**
Margrit A. Wood	**Con**	**2,854**	**46.4**	**+ 4.4**
*John W. Gibbins	Lab	2,686	43.7	- 1.2
Isobel Larkin	Lab	2,629	42.8	- 0.2
Bernard J. Corbett	Lab	2,598	42.3	- 0.4
Donald Valentine	Green	325	5.3	
Monica E. Vickery	Green	318	5.2	
Lalage L.A. Clay	SLD	275	4.5	- 5.1
Lab to Con swing 2.0%	Maj	261	4.2 ●	
		253	4.0 ●	
		168	2.7 ●	

Graveney

1990 electorate %turnout		10,012	47.3	- 0.4
***Duncan E. Braithwaite**	**Lab**	**1,974**	**42.8**	**- 11.6**
Vendis A. King	**Lab**	**1,781**	**38.6**	**- 15.4**
Thakur D. Hosain	**Lab**	**1,756**	**38.1**	**- 14.8**
Robert J. Bunce	SLD	1,287	27.9	+ 2.2
Marc Hope	Con	1,280	27.8	+ 5.2
Mark A. Green	SLD	1,238	26.9	+ 2.4
Anne K. Ratcliffe	Con	1,222	26.5	+ 3.9
Sarah A. Whitehouse	Con	1,172	25.4	+ 3.9
Roger O'Brien	SLD	1,104	24.0	+ 1.1
Bruce J. Bartrup	Green	337	7.3	
Lab to SLD swing 7.9%	Maj	687	14.9 ●	
		494	10.7 ●	
		468	10.2 ●	

Latchmere

1990 electorate %turnout		10,012	47.3	- 0.4
***Anthony J. Belton**	**Lab**	**2,226**	**55.5**	**- 13.1**
Maurice S. Johnson	**Lab**	**2,108**	**52.5**	**- 14.9**
Anthony E. Tuck	**Lab**	**1,952**	**48.6**	**- 17.2**
Timothy P. Loughton	Con	1,652	41.2	+17.8
Alan P. Caddick-Adams	Con	1,642	40.9	+18.5
Bernadina I. Ayonrinde	Con	1,619	40.3	+18.6
Marianne Kolbuszewski	Green	281	7.0	
Lab to Con swing 16.7%	Maj	574	14.3 ●	
		456	11.3 ●	
		300	7.4 ●	

Nightingale

1990 electorate %turnout		9,223	56.1	+ 5.2
***Peter D. Donoghue**	**Con**	**2,922**	**54.4**	**+ 3.1**
***Maurice A.S. Heaster**	**Con**	**2,837**	**52.8**	**+ 4.0**
***Ravindra P. Govindia**	**Con**	**2,736**	**50.9**	**+ 2.8**
Lionel G. Davis	Lab	1,723	32.1	- 4.5
Nigel R. Webb	Lab	1,544	28.7	- 7.8
Ian Rodriguez	Lab	1,521	28.3	- 7.5
Andrew M. Simms	Green	594	11.1	
Julie Benson	SLD	350	6.5	- 3.2
Lab to Con swing 5.0%	Maj	1,199	22.3 ●	
		1,114	20.7 ●	
		1,013	18.8 ●	

Northcote

1990 electorate %turnout		8,749	57.6	+11.4
***Martin D. Johnson**	**Con**	**3,235**	**64.5**	**+ 9.2**
***Andrew G. Grant**	**Con**	**3,174**	**63.2**	**+ 9.6**
***Gordon S. Passmore**	**Con**	**3,131**	**62.4**	**+ 8.7**
Thomas L. Noble	Lab	1,309	26.1	- 7.3
Audrey M. Schmitt	Lab	1,296	25.8	- 7.4
Gulzar A. Butt	Lab	1,248	24.9	- 7.7
Matthew D. McCabe	Green	554	11.0	
Lab to Con swing 8.4%	Maj	1,926	38.4 ●	
		1,865	37.1 ●	
		1,822	36.3 ●	

Parkside

1990 electorate %turnout		5,942	63.3	+ 8.5
***Elizabeth Howlett**	**Con**	**2,087**	**55.5**	**+ 6.7**
***Josephine L. Sedgwick**	**Con**	**1,944**	**51.7**	**+ 4.5**
Marcia J. Davies	Lab	1,410	37.5	- 7.4
Kathryn H. Pick	Lab	1,311	34.9	- 9.4
Julian T. De Angeli	Green	194	5.2	
Rosemary S. Henley	SLD	191	5.1	
Lab to Con swing 7.0%	Maj	677	18.0 ●	
		534	14.2 ●	

Queenstown

1990 electorate %turnout		6,414	53.4	+ 8.8
Rosamund E. Blomfield-Smith	**Con**	**1,806**	**54.3**	**+13.1**
Nicholas J. Fernyhough	**Con**	**1,685**	**50.3**	**+12.7**
*Philip Green	Lab	1,398	42.0	- 8.2
John P. O'Sullivan	Lab	1,308	39.3	- 9.8
Helene Y. Lyons	Green	229	6.9	+ 3.4
Lab to Con swing 11.0%	Maj	408	12.3 ●	
		287	8.6 ●	

Roehampton

1990 electorate %turnout		9,480	56.8	+ 2.8
***John A. Slater**	**Lab**	**2,653**	**51.8**	**- 10.0**
***Vera Thompson**	**Lab**	**2,575**	**50.3**	**- 10.6**
Frederick M.T. Ponsonby	**Lab**	**2,545**	**49.7**	**- 11.0**
Jennifer M. Dibble	Con	2,157	42.1	+10.1
Martin Hime	Con	2,131	41.6	+10.7
Ronald G.R. Holben	Con	2,032	39.7	+ 9.1
Ruth E. Taylor	SLD	423	8.3	+ 0.5
Lab to Con swing 10.2%	Maj	496	9.7 ●	
		418	8.2 ●	
		388	7.6 ●	

St John

GAIN 2

1990 electorate %turnout		9,165	48.3	+ 5.3
Clive Dixon	**Con**	**2,056**	**48.1**	**+14.9**
Derek R. Sutton	**Lab**	**1,937**	**45.3**	**- 11.4**
Paul V. Green	**Con**	**1,912**	**44.7**	**+12.5**
Simon J. Mallett	Con	1.892	44.2	+12.0
Alen J. Mathewson	Lab	1,876	43.9	- 12.5
*Martin C. Tupper	Lab	1,682	39.3	- 11.2
Geoffrey R. Cox	Green	492	8.3	- 2.9
Lab to Con swing 12.4%	Maj	180	4.2 ●	
		45	1.1 ●	
		36	0.8 ●	

St Mary's Park

GAIN 3

1990 electorate %turnout		9,223	56.1	+ 5.2
Roger M. Frank	**Con**	**2,844**	**59.8**	**+17.6**
Philip D. Bastiman	**Con**	**2,803**	**58.9**	**+18.0**
Christopher J. Reilly	**Con**	**2,770**	**58.2**	**+17.4**
*Priscilla Cornwall-Jones	Lab	2,106	44.3	- 4.9
*Stuart H. Hercock	Lab	1,896	40.9	- 8.0
*William R. Johnson	Lab	1,854	40.8	- 6.7
Lab to Con swing 12.6%	Maj	738	15.5 ●	
		697	14.6 ●	
		664	13.3 ●	

Shaftesbury

GAIN 3

1990 electorate %turnout		9,682	58.4	+ 0.3
***Peter M. Ainsworth**	**Con**	**3,089**	**54.9**	**+17.0**
Christopher F. Sadler	**Con**	**2,926**	**52.0**	**+14.2**
Guy J.B. Senior	**Con**	**2,848**	**50.6**	**+14.4**
*Fiona M. Mactaggart	Lab	2,166	38.5	- 12.6
*Francis H. Jones	Lab	2,139	38.0	- 9.7
Charles V. Henry	Lab	2,038	36.2	- 11.1
Susan C. Corcoran	Green	490	7.5	+ 2.0
Lab to Con swing 12.4%	Maj	923	16.4 ●	
		760	13.5 ●	
		682	12.1 ●	

Southfield

1990 electorate %turnout		10,113	62.2	+ 4.1
Jennifer S. Nickels	**Con**	**3,363**	**54.7**	**+11.9**
***Christine A.K. Thompson**	**Con**	**3,332**	**54.2**	**+12.1**
***Mark J.M. Simmonds**	**Con**	**3,294**	**53.6**	**+12.1**
John R. Gibbs	Lab	2,228	36.2	- 2.8
Jacqueline Pearce	Lab	2,219	36.1	- 2.6
Anne M. Goulbourn	Lab	2,196	35.7	- 2.7
Marilyn A. Elson	Green	555	9.0	
Jeremy N. Ambache	SLD	385	6.3	- 12.1
Lab to Con swing 7.0%	Maj	1,135	18.5 ●	
		1,104	18.0 ●	
		1,066	17.4 ●	

Springfield

1990 electorate %turnout		9,982	57.6	+ 4.8
***Katharine R. Tracey**	**Con**	**3,329**	**57.8**	**+ 6.2**
***John R. Garrett**	**Con**	**3,233**	**56.2**	**+ 5.9**
***James C. Crawford**	**Con**	**3,212**	**55.8**	**+ 7.4**
Dorothy E. Ballantine	Lab	1,907	33.1	- 6.9
Michael W. Gilbert	Lab	1,835	31.9	- 6.7
Leonard C. Canter	Lab	1,750	30.4	- 6.0
Albert R. Vickery	Green	389	6.8	
Piers R. Allen	SLD	280	4.9	- 5.4
Lab to Con swing 6.5%	Maj	1,422	24.7 ●	
		1,326	23.1 ●	
		1,305	22.7 ●	

Thamesfield

1990 electorate %turnout		9,936	58.1	+ 3.4
***Paul A. Beresford**	**Con**	**3,530**	**60.8**	**+ 5.6**
Lois M. Lees	**Con**	**3,339**	**57.5**	**+ 4.3**
***Edward J.U. Lister**	**Con**	**3,250**	**56.0**	**+ 4.7**
Vanessa B. Cooper	Lab	1,587	27.4	- 2.8
Maureen D. Walsh	Lab	1,422	24.5	- 4.4
Frank W. McKirgan	Lab	1,417	24.4	- 3.5
Andrew Cunliffe-Jones	Green	435	7.5	
John L.F. Daglish	Green	401	6.9	
Nicholas W.W. Leggett	SLD	351	6.0	- 11.2
Patrick J. Wallace	SLD	292	5.0	- 11.6
Peter A. Kearney	Ind	214	3.7	
Lab to Con swing 4.3%	Maj	1,943	33.4 ●	
		1,752	30.1 ●	
		1,663	28.6 ●	

Tooting

1990 electorate %turnout		10,073	52.0	+ 5.1
Elaine Axby	**Lab**	**2,638**	**50.9**	**- 8.2**
Shona McIsaac	**Lab**	**2,522**	**48.6**	**- 7.6**
***Bernard J. Rosewell**	**Lab**	**2,510**	**48.4**	**- 7.6**
Malcolm C. Grimston	Con	1,972	38.0	+ 7.7
Andrew R. Price	Con	1,956	37.7	+ 8.5
Richard A.H. Vivian	Con	1,744	33.6	+ 6.5
Gordon Reid	Green	467	9.0	+ 4.0
George I. Berger	SLD	273	5.3	- 4.7
Lab to Con swing 7.7%	Maj	666	12.9 ●	
		550	10.6 ●	
		538	10.4 ●	

West Hill

1990 electorate %turnout		6,306	61.6	+ 5.8
Beryl R. Jeffery	**Con**	**2,134**	**55.3**	**+ 6.8**
Russell J. Yardley	**Con**	**2,032**	**52.7**	**+ 6.0**
Margaret J. Cumming	Lab	1,463	37.9	- 7.4
Donald J. Roy	Lab	1,321	34.2	- 8.5
Lionel R.P. Smith	Green	208	5.4	
Jane M. Headland	SLD	176	4.6	- 4.5
Lab to Con swing 7.2%	Maj	671	17.4 ●	
		569	14.8 ●	

West Putney

1990 electorate %turnout		9,666	59.8	+ 2.8
***Duncan W.F. Hawkins**	**Con**	**3,400**	**59.1**	**+ 4.7**
***Mary M. Holben**	**Con**	**3,388**	**58.9**	**+ 4.9**
***Eric K. Somerville-Jones**	**Con**	**3,230**	**56.1**	**+ 3.8**
Maureen D. Booker	Lab	1,845	32.1	- 5.3
Valerie Williams	Lab	1,712	29.8	- 7.6
Phyllis E.J. Tobias	Lab	1,651	28.7	- 7.7
Simon J. Desorgher	Green	369	6.4	+ 3.7
Neil J.M. Thomson	SLD	310	5.4	- 1.6
Lab to Con swing 6.5%	Maj	1,553	27.0 ●	
		1,543	26.8 ●	
		1,385	24.0 ●	

Summary of election results

	Year	Elec	%Poll	Con	Lab	LD	Green	Other
Balham	1990	9,061	55.3	54.1	35.7		10.2	
	1986	9,208	53.8	49.9	37.2	12.9		
Bedford	1990	9,473	55.3	45.0	38.0	4.2	8.4	4.3
	1986	10,024	49.2	43.5	46.6	9.9		
Earlsfield	1990	6,561	60.1	50.5	40.0	3.8	5.7	
	1986	6,825	56.3	36.3	36.3	27.4		
East Putney	1990	9,863	53.8	62.7	25.9	5.5	5.8	
	1986	10,325	48.8	55.8	29.1	10.1	5.0	
Fairfield	1990	5,743	64.7	52.5	41.1		6.4	
	1986	5,717	55.8	43.9	48.4	7.7		
Furzedown	1990	10,750	57.9	47.4	42.9	4.5	5.2	
	1986	11,035	50.7	44.0	43.5	8.7	3.7	
Graveney	1990	10,012	47.3	26.6	39.9	26.2	7.3	
	1986	9,822	47.7	21.9	53.8	24.3		
Latchmere	1990	8,112	53.4	40.8	52.2		7.0	
	1986	8,117	45.6	22.5	67.2	5.8		4.4
Nightingale	1990	9,223	56.1	52.7	29.7	6.5	11.1	
	1986	9,996	50.9	49.4	36.3	9.1	5.2	
Northcote	1990	8,749	57.6	63.4	25.6		11.0	
	1986	9,207	53.6	54.2	33.1	8.5	4.2	
Parkside	1990	5,942	63.3	53.6	36.2	5.1	5.2	
	1986	6,109	60.4	48.0	44.6	7.5		
Queenstown	1990	6,414	53.4	52.5	40.7		6.9	
	1986	6,544	44.6	39.6	49.7	7.3	3.5	
Roehampton	1990	9,480	56.8	41.1	50.6	8.3		
	1986	9,939	54.0	31.2	61.1	7.7		
St John	1990	9,165	48.3	45.7	42.8		11.5	
	1986	8,829	43.0	32.6	54.5	7.6	5.4	
St Mary's Park	1990	8,891	57.1	59.0	41.0			
	1986	8,739	49.2	41.5	48.5	6.8	3.2	
Shaftesbury	1990	9,682	58.4	53.1	38.0		8.8	
	1986	10,182	46.3	37.5	48.7	8.3	5.5	
Southfield	1990	10,113	62.2	51.4	34.2	5.9	8.6	
	1987	10,176	58.2	42.0	38.7	17.7		1.6
Springfield	1986	9,982	57.6	56.6	31.8	4.9	6.8	
	1990	10,339	52.8	50.1	38.3	9.7		1.9
Thamesfield	1989	9,936	58.1	58.1	25.4	5.5	7.2	3.7
	1986	10,229	54.7	53.2	29.0	16.3		1.4
Tooting	1990	10,073	52.0	36.4	49.3	5.3	9.0	
	1986	10,454	46.8	28.9	57.1	9.0	5.0	
West Hill	1990	6,306	61.6	54.0	36.1	4.6	5.4	
	1986	6,453	55.8	47.6	44.0	8.4		
West Putney	1990	9,666	59.8	58.0	30.2	5.4	6.4	
	1986	9,980	57.0	53.6	37.1	6.7	2.7	

Councillors and wards

1.	● Paul Green	St John	36	1.1
2.	● Derek Sutton	St John	45	1.1
3.	● Margrit Wood	Furzedown	168	2.7
4.	● Margaret Mervis	Furzedown	253	4.0
5.	● Clive Dixon	St John	180	4.2
6.	● Alf Jessiman	Furzedown	261	4.2
7.	● John Rattray	Bedford	299	5.4
8.	● Colin Dawe	Bedford	329	5.9
9.	● Jean Lucas	Bedford	359	6.5
10.	● Tony Tuck	Latchmere	300	7.4
11.	● John Grimshaw	Earlsfield	297	7.6
12.	● Fred Ponsonby	Roehampton	388	7.6
13.	● Sarah Du Cann	Fairfield	291	8.0
14.	● Vera Thompson	Roehampton	418	8.2
15.	● Nicholas Fernyhough	Queenstown	287	8.6
16.	● John Slater	Roehampton	496	9.7
17.	● Vanessa Graham	Fairfield	373	10.2
18.	● Del Hosain	Graveney	469	10.2
19.	● Bernard Rosewell	Tooting	538	10.4
20.	● Angela Graham	Earlsfield	413	10.6
21.	● Shona McIsaac	Tooting	550	10.6
22.	● Alex King	Tooting	494	10.7
23.	● Maurice Johnson	Latchmere	456	11.3
24.	● Guy Senior	Shaftesbury	682	12.1
25.	● Ros. Blomfield-Smith	Queenstown	408	12.3
26.	● Elaine Axby	Tooting	666	12.9
27.	● Christopher Reilly	St Mary's Park	664	13.3
28.	● Christopher Sadler	Shaftesbury	760	13.5
29.	● Josephine Sedgwick	Parkside	534	14.2
30.	● Tony Belton	Latchmere	574	14.3
31.	● Philip Bastiman	St Mary's Park	697	14.6
32.	● Russell Yardley	West Hill	569	14.8
33.	● Duncan Braithwaite	Graveney	687	14.9
34.	● Nicholas Lyde	Balham	753	15.0
35.	● Roger Frank	St Mary's Park	738	15.5
36.	● Peter Ainsworth	Shaftesbury	923	16.4
37.	● Beryl Jeffrey	West Hill	671	17.4
38.	● Mark Simmonds	Southfield	1,066	17.4
39.	● William Donald-Adkin	Balham	880	17.5
40.	● Jeanette Gaffney	Balham	885	17.6
41.	● Elizabeth Howlett	Parkside	677	18.0
42.	● Christine Thompson	Southfield	1,104	18.0
43.	● Jenny Nickels	Southfield	1,135	18.5
44.	● Ravi Govindia	Nightingale	1,013	18.8
45.	● Maurice Heaster	Nightingale	1,114	20.7
46.	● Peter Donoghue	Nightingale	1,199	22.3
47.	● James Crawford	Springfield	1,305	22.7
48.	● John Garrett	Springfield	1,326	23.1
49.	● Eric Somerville-Jones	West Putney	1,385	24.0
50.	● Kathy Tracey	Springfield	1,422	24.7
51.	● Mary Holben	West Putney	1,543	26.8
52.	● Duncan Hawkins	West Putney	1,553	27.0
53.	● Edward Lister	Thamesfield	1,663	28.6
54.	● Lois Lees	Thamesfield	1,752	30.1
55.	● Paul Beresford	Thamesifled	1,943	33.4
56.	● Diana Whittingham	East Putney	1,814	34.7
57.	● Brian Prichard	East Putney	1,840	35.2
58.	● Gordon Passmore	Northcote	1,822	36.3
59.	● Andrew Grant	Northcote	1,865	37.1
60.	● Margaret Calcot-James	East Putney	1,983	37.9
61.	● Martin Johnson	Northcote	1,926	38.4

Labour: 14 seats

Graveney	3 Lab	550	11.9
Tooting	3 Lab	585	11.3
Latchmere	3 Lab	443	11.0
Roehampton	3 Lab	434	6.5
St John	2 Lab	45	1.1

Conservative majority: 33 seats

St John	1 Con	108	2.5
Furzedown	3 Con	227	3.6
Bedford	3 Con	329	5.9
Fairfield	2 Con	332	9.1
Earlsfield	2 Con	355	9.1
Queenstown	2 Con	348	10.5
Shaftesbury	3 Con	788	14.0
St Mary's Park	3 Con	700	14.5
West Hill	2 Con	620	16.1
Parkside	2 Con	606	16.1
Balham	3 Con	839	16.7
Southfield	3 Con	1,102	18.0
Nightingale	3 Con	1,109	20.6
Springfield	3 Con	1,351	23.5
West Putney	3 Con	1,494	25.9
Thamesfield	3 Con	1,786	30.7
East Putney	3 Con	1,879	35.9
Northcote	3 Con	1,871	37.3

Conservatives: 47 seats

Incoming and outgoing councillors

Councillors newly elected (31)

- Elaine Axby (Tooting)
- Philip Bastiman (St Mary's Park)
- Rosamund Blomfield-Smith (Queenstown)
- Colin Dawe (Bedford)
- Clive Dixon (St John)
- William Donald-Adkin (Balham)
- Sarah Du Cann (Fairfield)
- Nicholas Fernyhough (Queenstown)
- Roger Frank (St Mary's Park)
- Vanessa Graham (Fairfield)
- Paul Green (St John)
- John Grimshaw (Earlsfield)
- Del Hosain (Graveney)
- Beryl Jeffrey (West Hill)
- Maurice Johnson (Latchmere)
- Jean Lucas (Bedford)
- Alex King (Graveney)
- Nicholas Lyde (Balham)
- Shona McIsaac (Tooting)
- Margaret Mervis (Furzedown)
- Jenny Nickels (Southfield)
- Fred Ponsonby (Roehampton)
- Christopher Reilly (St Mary's Park)
- Christopher Sadler (Shaftesbury)
- Guy Senior (Shaftesbury)
- Mark Simmonds (Southfield, elected 1987 by-election)
- Derek Sutton (St John)
- Kathy Tracey (Springfield, elected 1989 by-election)
- Tony Tuck (Latchmere)
- Margrit Williams (Furzedown)
- Russell Yardley (West Hill)

Councillors returning after an absence (2)

- Lois Lees (Thamesfield)
- John Rattray (Bedford)

Councillors standing down (18)

- Mike Barley (Latchmere)
- Peter Bingle (Thamesfield)
- Christine Cox (Latchmere)
- Paul Daniel (Bedford)
- Christopher Flind (East Putney)
- David Goddard (Balham)
- Eileen Hogan (Queenstown)
- Roger Hughes (Tooting)
- Graham Loveland (Earlsfield)
- Bert Luthers (Tooting)
- Terence Maccabee (West Hill)
- Christine Merry-Price (West Hill)
- Sally Morgan (St John)
- Dick Muskett (St John)
- Patrick Roche (Graveney)
- Peter Slater (Southfield)
- Trevor Watling (Fairfield)
- Mike Williams (Roehampton)

Councillors defeated (13)

- Arnold Cohen (Bedford)
- Priscilla Cornwall-Jones (St Mary's Park)
- Neville Daniels (Bedford)
- John Gibbins (Furzedown)
- Philip Green (Queenstown)
- Stuart Hercock (St Mary's Park)
- Bill Johnston (St Mary's Park)
- Frank Jones (Shaftesbury)
- Fiona Mactaggart (Shaftesbury)
- John Miller (Fairfield)
- Kathryn Pick (Graveney, standing in Parkside)
- Belinda Randall (Shaftesbury, standing in Earlsfield)
- Martin Tupper (St Joh

By-elections: 1990-1994

West Putney

Thursday 12 December 1991
Caused by the death of Cllr Eric Somerville-Jones, Con
No change

1991 electorate %turnout		9,748	32.2	- 27.6
Terence Maccabee	**Con**	**1,761**	**56.3**	**- 1.7**
Francis H. Jones	Lab	1,155	36.9	+ 6.7
John D.F. Martyn	LD	214	6.8	+ 1.4
Con to Lab swing 4.2%	Maj	606	19.4	

1994

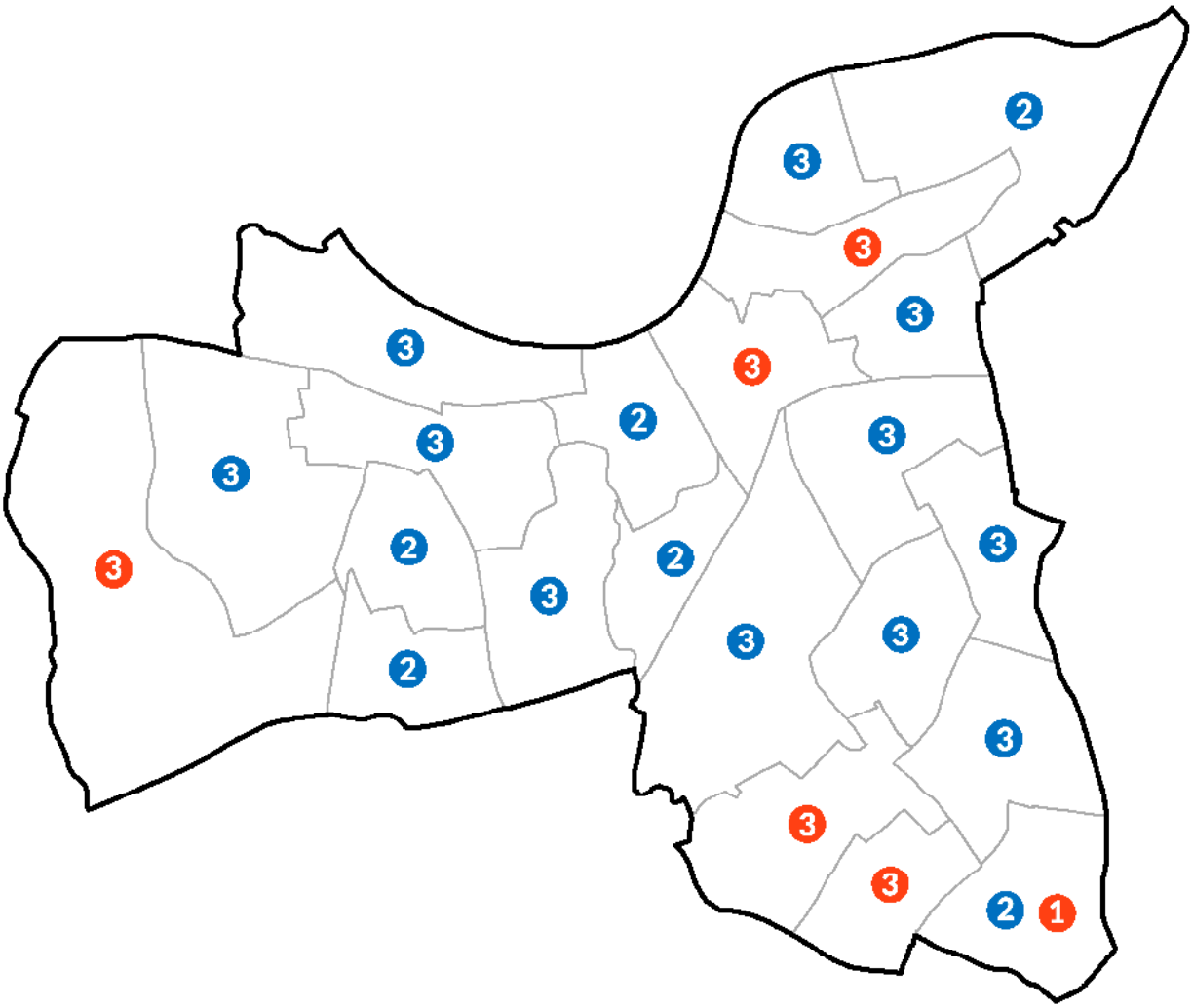

Conservatives	**45**
Labour	**16**

TONIGHT'S WEATHER: RAIN

CITY PRICES

Evening Standard

LONDON, FRIDAY, 6 MAY, 1994

INCORPORATING THE EVENING NEWS 30p

OUT TODAY ES magazine

BUZZY, BRILLIANT AND BUSTLING

DON'T GO HOME WITHOUT IT

BRUISED, BATTERED, HUMILIATED

by CHARLES REISS, Political Editor

JOHN MAJOR and the Government were left bruised, battered and humiliated today as the Tories were hammered into third place in their biggest election beating in modern times.

Across England, Wales and Scotland, the votes for the cities, town halls and districts produced a night of Tory disaster and Liberal Democrat triumph.

But Labour faltered. London's 32 boroughs produced a chaotic free-for-all in which every party suffered.

Here, too, the Tories were worst hit.

Their tally was set to fall to just five boroughs — Wandsworth, Bromley and Brent, with Westminster and Kensington and Chelsea expected later today.

They lost true-blue Croydon for the first time in more than a century.

They lost Enfield, Bexley, Redbridge, Barnet and Harrow, as well as Kingston to the Liberal Democrats.

But Labour suffered, too, surrendering Waltham Forest, Havering and Lambeth, with no party in overall control. And the Liberal Democrats lost Tower Hamlets to Labour, with the lone British National Party councillor thrown out. The threat of a leadership challenge to

London turns red in Tories' worst election night

Mr Major came nearer than ever after one of the Prime Minister's most outspoken Tory critics — John Carlisle, MP for Luton North — indicated that he would stand against Mr Major if no one else did.

Mr Carlisle said that Mr Major's position was now "almost untenable". Asked if he would stand against him if no one else did, the MP replied: "Reluctantly. I feel the Conservative Party has got to have the opportunity of saying publicly to the Prime Minister that there is dissatisfaction."

Under the rules, which were changed after Sir Anthony Meyer stood against Mrs Thatcher, Mr Carlisle or any other would-be challenger needs the support of 34 Conservative MPs in order to put his name forward. Mr Carlisle, a maverick who has long been an

Continued on Page 2 Col 2

John Major: Heavy defeats have brought the threat of a leadership challenge nearer than ever

POLL '94 Reports from the crucial councils on how London changed the political map: Pages 2, 3, 4 and 5
Complete results guide to the capital: Pages 18, 19, 20, 21 and 22

TV 32 & 41 BUSINESS DAY 33 WEEKEND 25 ENTERTAINMENT GUIDE 49 LETTERS 45 PATRIC WALKER 44

Tory crown jewel still shines in the gloom

by TIM BARLASS

"JEWEL in the Crown" Wandsworth Council today emerged almost untarnished from a night of nationwide Tory despair.

The sex life of former heritage minister David Mellor was ignored in his Thamesfield ward in a ballot locked in a four-year time warp.

Votes for pound notes assured Tory dominance in a borough where the country's lowest council tax of £139 spoke loudest.

Labour achieved a miserable 2¼ per cent swing, gaining three seats to 16 to be outnumbered almost 3:1 by the Tories, with 45.

Within little over 30 minutes of the first results Labour candidates were heading for the pub. One summed it up: "There's not a lot to hang around for, is there?" Labour leader Tony Belton, retaining his seat, admitted the result was disappointing and "not good enough".

Liberal Democrats failed to feature in what was always going to be a two-horse race, but Matthew Green, the party's Putney agent, said: "Our vote is up and we are quite positive about the result. This is a good result for the Tories given the result nationally but unless they can wrangle more government grant next year some of the jewels in the crown are going to fade."

David Mellor's wife, Judith, attending the count at Wandsworth town hall, said: "Obviously people believe Wandsworth council has been extremely well run over the last few years." Asked if her husband's well-publicised relationship with actress Antonia de Sancha had cost the party votes, she said: "I don't think it is anything to do with David. People just want to vote back in to power a very good Conservative council."

David Mellor said that he believed the relationship "was not an issue" and said that he had worked hard in the constituency. Tory leader Eddie Lister, 44, addressing a celebration party in the borough in the early hours, said: "Thank-you, it has been a great team effort, we have got the result that is rightfully ours."

"Labour went in to it knocking the Tories and central government with nothing to offer local people and the electorate have seen through that. We have gone in to this election with a basket of Tory policies which have been welcomed by the electorate," he said.

He said that the only prediction he could make was that the borough's council tax would stay low.

"We will lose some transitional relief but at this stage we cannot say how much."

"Every possible step" would be taken to keep the increase to a minimum.

Poll veteran Ken Livingstone comforts a defeated Green

Picture: JOHN CHAPMAN

Picture: KEN TOWNER

Tory leader Eddie Lister toasts victory with his wife Eileen

NATIONAL WEATHER

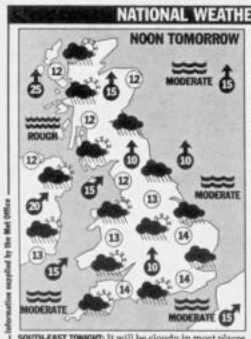

Information supplied by the Met Office

SOUTH-EAST TONIGHT: It will be cloudy in most places throughout the night with rain or drizzle and mist on hill tops. Wind a moderate south-easterly. **Low:** 11C (52F).

SOUTH-EAST TOMORROW: Rain should move away eastwards by the early afternoon to leave generally dry weather with sunny spells. Winds moderate south-easterly becoming light south-westerly. Fresher than today. **High:** 16C (61F).

AIR POLLUTION: Freephone 0800 556677

GENERAL OUTLOOK: Many parts of the country will have a mixture of sunshine and showers once any morning rain has cleared away. Over northern areas, some of the showers will be heavy and prolonged but in the south, the showers will be few and far between. It will be breezy over north-west Scotland but elsewhere the mainly south-westerly winds will be fairly light.

YESTERDAY

WARMEST Glenanne (16°C)
COLDEST Fylingdales (3°C)
WETTEST Eskdalemuir 12.7mm
SUNNIEST Norwich 4.9 hours

LIGHTS/TIDES

LIGHTING-UP 8.32pm to 5.22am.
SUN SETS 8.32pm, rises 5.22am.
MOON RISE 3.30am, set 4.25pm.
HIGH WATER London Bridge 11.59am (6.4m). Dover 9.18am (5.6m), 9.32pm (5.8m).

WORLD CITIES

	C	F	
London(S°F)	11	52	rain
Beijing	24	75	cloudy
Berlin	14	57	cloudy
Bombay	32	90	sunny
Budapest	11	52	rain
Buenos A	15	59	sunny
Cairo	27	81	fair
Cape Town	18	64	sunny
Frankfurt	8	46	fair
Helsinki	14	57	fair
Hong Kong	27	81	sunny
Istanbul	16	61	sunny
Jerusalem	16	61	cloudy
Karachi	33	91	fair
Lisbon	23	73	sunny
L'Angeles	17	63	sunny
Madrid	22	72	sunny
Montreal	12	54	cloudy
Moscow	6	43	cloudy
Nairobi	16	61	cloudy
New York	19	66	sunny
Nicosia	20	68	cloudy
Paris	13	55	cloudy
Rome	18	64	cloudy
Stockholm	14	57	sunny
Sydney	19	66	cloudy
Vancouver	8	46	sunny
Wellington	14	57	sunny

EUROPEAN WEATHER

HOLIDAYCALL
Call 0891 5009 +

Greece/Turkey/ Cyprus	60
Spain/Portugal	61
France	62
Italy/Malta	63
Northern Europe, cities	64
Central Europe, cities	65
Southern Europe, cities	66
Far East/Australia	67
USA, cities	68

WEATHERCALL
Call 0891 2120 +

Greater London	84
Kent, Surrey & Sussex	85
Hants Dorset & IOW	86
Berks, Bucks & Oxon	87
Herts, Beds & Essex	88

MARINECALL
Call 0891 2120 +

Essex & N. Kent	89
S. Kent & Sussex	90

39p per min (cheap rate) 49p per min (all other times)

City news on the day, not the day after
STANDARD BUSINESS DAY

OUTLOOK FOR EUROPE

SCANDINAVIA Denmark and central Sweden and Norway are likely to remain rather cloudy with some patchy light rain and drizzle at times. In Finland it will stay dry but rather cloudy. Temperatures in the low 60's.

GERMANY AND LOW COUNTRIES Belgium and Holland are likely to remain rather warm and humid with a good deal of cloud. Some thundery showers on Sunday will move into Germany on Monday.

FRANCE/SWITZERLAND/AUSTRIA Warm, humid, showery weather over France at first will move over Switzerland and Austria by the end of the weekend. France will then become dry and cooler.

SPAIN/PORTUGAL A good deal of very warm, hazy, humid weather with high daytime temperatures causing some heavy thundery rain, especially in central parts. Temperatures up into the 80's in central Spain.

ITALY After a mostly dry and sunny weekend, thundery showers are likely to break out over southern and central parts of Italy during early next week.

GREECE Scattered showers over the weekend will give way to slightly cooler fresher weather spreading in from the west during Monday. Temperatures up into the high 70's.

In Harrow, 'a lesson for John Major'

DONALD ABBOTT, outgoing leader of Harrow Council, called for "improvement out of all recognition" in the Government's performance after the Tories suffered a humiliating defeat at the hands of the Lib Democrats.

The Conservative group saw their 33-seat total slashed to just 15 seats although six seats were still to be counted today. The Liberal Democrats scored their biggest victory ever in the borough, capturing at least 13 seats to make a total of 26. It leaves them the largest single party in Harrow.

Mr Abbott blamed John Major. "He may well be an electoral liability," he said. "Hardly anyone said they were dissatisfied with Harrow Council, but many said they wanted to teach the Government a lesson."

Only the real world can come to Major's rescue



Evening Standard

IT'S BEEN carefully rehearsed already and now is the time for the Tories to produce their well-honed reaction to the local election results: Putting A Brave Face On It. Sir Norman Fowler, party chairman, led the way even before the results were known, saying that he would take ultimate responsibility for disaster (Sir Norman is in any event due to step down), that the miserable results would not threaten the Prime Minister's position (this must have done much to deepen Mr Major's feelings of gloom and insecurity), and that the results were "disappointing".

This was to understate matters. Only determined optimists could have expected the Tories even to hang onto those seats they possessed, but these results have been grim even for those realists who were expecting the worst. They were especially grim when one recalls that the point of comparison for the results are the darkest days of the poll tax in the winter of Margaret Thatcher's period in power.

Perhaps it would be easier not so much to enumerate the catalogue of Conservative defeats (Croydon after 100 years, Enfield, Ealing, Barnet, Basildon . . .), as to point to the successes. The Tories held Wandsworth (community charge: nil); they have hung onto Brent and Bromley, just. That's about it really. For the record, the party of government lies in third place overall in local government, fourth in Scotland. And this, mark you, is an election in which the party is united on the issues: better services for less money. The European elections, on which the party is so deeply divided that it can provide the services of an opposition from within its very own ranks, are still just over a month away. Putting A Brave Face on those results will require really splendid oscillatory skills from Sir Norman.

ALREADY, Tory councillors, like the disgruntled head of Enfield council, are busy passing the buck: they were not backed up from the top and, anyway, people were voting on national, not local, issues. This is, of course, rough on those party workers who have devoted themselves single-mindedly to community services, but really, it is hardly surprising. The next opportunity the electorate will have to express its opinion about the way things are going will probably be in 1997; of course, they will seize the first opportunity that presents itself to voice their opinion on the way things are going nationally.

In London, there were specific reasons for discontent. The most idiotic thing Sir Norman Fowler did during the whole of the election campaign was to allow Mrs Virginia Bottomley to appear before the voters at an official press conference, declaring that the closure of London hospitals "had nothing to do" with the local elections. No one will ever know how many votes she lost there and then. It is extraordinary that it does not seem to have been borne in yet upon the Conservative Party how reviled Mrs Bottomley is in London, and how hated are her policies. Outside of the new professional hospital managers, there is no one — but no one — who can be found to support her. The proposed closure of historic hospitals like Bart's is a slap in the face of Londoners and Londoners reacted in the way that one expected they would.

Equally, the Government's inadequate funding of London Transport and its shilly-shallying over the decision to provide new rolling stock for the Northern Line have simply outraged Londoners of all political parties. It doesn't matter if you are Conservative, Labour or Lib-Dem: if you have to travel to work every day in conditions which are outrageous, or expect admittance to hospitals for operations which are being delayed because beds aren't available, then there is really very little mystery as to what you are tempted to do when asked to record through the ballot box your opinion about the Government. The Evening Standard repeatedly warned the Government that if these policies were not corrected then the voters of London and the South-east would take their revenge. We were not believed.

That aside, there is undeniable disenchantment with the Prime Minister's leadership, a widespread feeling that he lacks the capacity to inspire the troops, or even good judgment; that he can be unreasonably stubborn on questions where he has little to lose, but can change tack all too readily on issues that do matter.

But this perception is not, by any means, the full story. Remember President Clinton's memorandum to himself during the presidential election: "It's the economy, stupid"? The goals Mr Major set himself at the start of his election were to secure consistently low inflation and economic growth. And he has done it. It is a measure of the impression of abiding crisis conveyed by the party that he can have achieved so much and still have questions overhanging his leadership.

CAN we take a look at the figures? What they demonstrate is something approaching a halcyon economic condition. This is the real world, which exists outside the Westminster hothouse we are so obsessed with. Interest rates are the lowest for 16 years. Headline inflation is only 2.3 per cent; overall inflation 2.4 per cent, the lowest since 1967. For eight successive quarters we have seen positive growth, an indication that we are, really and truly, out of recession.

Of course, unemployment is at a level unimaginable 15 years ago, and any talk of industries being leaner and fitter should take into account that, to sustain the metaphor, the "fat" shed is nothing other than real workers, real people, for whom employment conveys dignity and a sense of purpose.

But still, unemployment has fallen, by nearly a quarter of a million since the worst days of 1992. The measure of money in circulation, MO, is up by six per cent in the quarter including April. That means, importantly, that the most recent tax rises have not, as many economists feared, reduced demand.

And industry has risen to the opportunities provided by a stable currency: exports to non-EU countries have risen by eight per cent and although exports to other Union members are down, this too will change as the rest of Europe emerges from recession.

What we have is a scenario — sustained growth without inflation — which this country has not enjoyed for the whole of this century. Every time previous governments devalued the pound the good this did in export earnings was wiped out almost overnight as inflation took off. It is much to Mr Major's credit that this is not happening now.

The trouble is that, despite the way the economy is going, John Major himself has acquired no popular credit for his part in what could well be a quite spectacular recovery. There are many reasons for this but the most important of all is that he leads a party unbelievably undisciplined, fractious and ideologically riven down the centre.

There is, however, still much to play for. Labour had a good night but not a spectacular one. It didn't win councils like Milton Keynes, Redbridge and Havering, when it had every reason to expect that it might. It lost Oldham, Henley and Kirklees. Its share of the vote, 41 per cent, was good but not spectacularly good. The Lib-Dems had many triumphs, but with 28 per cent of the vote they still find it hard, even in moments of great Government unpopularity, to get beyond the magic figure of 30 per cent.

The country, in short, has given the Conservative Pary a slap in the face but has not wholeheartedly embraced its opponents. That can, of course, quickly change and it will do so if the Conservative Party at Westminster does not start very quickly indeed to reduce the level of hysteria which afflicts it.

JUST as most of us can stand only a certain level of emotional crisis for so long, a political party cannot forever give the impression that it is being permanently shaken to its foundation by rumours of war.

Sir Marcus Fox, the leader of the backbench 1922 Committee, is, for once, probably right to suggest that the most constructive thing Tory MPs can do is to shut up and get on with the job. They can reconcile themselves now to a trouncing at the European elections, but they can forbear at least to aggravate matters by airing their discontent — or perhaps worse, their expressions of unswerving support — in public.

They have an economic success on their hands: perhaps it's time they gave some thought about how to do it — and the man who is at least partly responsible for it — justice.

Balham

1994 electorate %turnout		9,039	51.1	- 4.2
***William J. Donald-Adkin**	**Con**	**2,462**	**55.0**	**- 0.2**
Lola B.I.T. Ayonrinde	**Con**	**2,393**	**53.5**	**- 1.4**
Charles W.H. McFall	**Con**	**2,384**	**53.3**	**+ 0.9**
Sarah J. Newens	Lab	1,730	38.7	+ 1.3
*Delawar T. Hosain	Lab	1,719	38.4	+ 1.7
Martin C. Tupper	Lab	1,659	37.1	+ 4.1
Matthew A. Adam-Smith	LD	377	8.4	
Julie Benson	LD	374	8.4	
David J. Cooke-Yarborough	LD	321	7.2	
Con to Lab swing 1.3%	Maj	732	16.3 ●	
		663	14.8 ●	
		654	14.6 ●	

Bedford

1994 electorate %turnout		9,642	48.9	- 6.4
***Colin F. Dawe**	**Con**	**2,132**	**45.0**	**- 0.6**
***Jean M. Lucas**	**Con**	**2,123**	**44.8**	**- 0.2**
Peter D. Kennerley	**Con**	**2,109**	**44.5**	**0.0**
Sven W. Bunn	Lab	1,945	41.0	+ 1.9
David H. Southey	Lab	1,904	40.2	+ 2.0
Pamela R. Tatlow	Lab	1,892	39.9	+ 3.1
Catherine R. Brown	LD	331	7.0	+ 2.8
Lewis Betts	Green	302	6.4	- 2.0
Arminel P. Fennelly	LD	278	5.9	
Christopher Reilly	LD	266	5.6	
Micharl R. Bartlett	Ind	112	2.4	
Con to Lab swing 1.4%	Maj	187	4.0 ●	
		178	3.8 ●	
		164	3.5 ●	

Earlsfield

1994 electorate %turnout		6,591	53.1	- 7.0
***Angela Graham**	**Con**	**1,787**	**52.9**	**+ 0.8**
***John F. Grimshaw**	**Con**	**1,699**	**50.3**	**+ 1.2**
Winston E. Gordon	Lab	1,419	42.0	+ 0.5
Deirdre R.M. Parkinson	Lab	1,319	39.0	+ 0.5
Alan S. Giles	LD	186	5.5	- 1.7
Neil J.M. Thomson	LD	166	4.9	
Edward D. Larkin	Ind LD	91	2.7	
Lab to Con swing 0.3%	Maj	368	10.9 ●	
		280	8.3 ●	

East Putney

1994 electorate %turnout		10,039	45.3	- 8.5
***Margaret E. Calcott-James**	**Con**	**2,628**	**60.6**	**- 4.1**
Diana M. Whittingham	**Con**	**2,511**	**57.9**	**- 4.1**
Brian N.C. Prichard	**Con**	**2,501**	**57.7**	**- 3.8**
Finna J. Ayres	Lab	1,418	32.7	+ 5.9
Robert Knowles	Lab	1,344	31.0	+ 4.5
Alan B. Petrides	Lab	1,313	30.3	+ 5.7
Anthony K. Burrett	LD	469	10.8	+ 4.4
Stephen C. Palmer	LD	441	10.2	+ 5.4
Nicholas Kounoupias	LD	375	8.7	+ 3.8
Con to Lab swing 4.7%	Maj	1,210	27.9 ●	
		1,093	25.2 ●	
		1,083	25.0 ●	

Fairfield

1994 electorate %turnout		5,978	58.4	- 6.3
***Vanessa C.L.C. Graham**	**Con**	**1,882**	**55.7**	**+ 2.1**
Thomas G. Morony	**Con**	**1,806**	**53.4**	**+ 2.0**
Charles V. Henry	Lab	1,352	40.0	- 3.4
Ann M. Light	Lab	1,338	39.6	+ 0.7
Patrick M. Warren	LD	205	6.1	
Paul T. Nagle	LD	178	5.3	
Lab to Con swing 1.7%	Maj	530	15.7 ●	
		454	13.4 ●	

Furzedown

1994 electorate %turnout		10,660	51.5	- 6.4
Ian P. Hart	**Con**	**2,507**	**48.0**	**+ 0.5**
John J. Gallagher	**Lab**	**2,484**	**47.6**	**+ 4.3**
Evelyn G. McDermott	**Con**	**2,401**	**46.0**	**- 1.3**
Sheldon A. Wilkie	Con	2,324	44.5	- 1.5
Jonathan C. Nicholson	Lab	2,278	43.6	+ 1.3
Esther Persaud	Lab	2,195	42.1	+ 0.3
Michael C. Frost	LD	326	6.2	+ 1.8
Richard J.R.M. Henderson	LD	323	6.2	
Richard R. Williams	LD	246	4.7	
Monica E. Vickery	Green	212	4.1	- 3.2
Donald J. Valentine	Green	171	3.3	
Con to Lab swing 1.4%	Maj	229	4.4 ●	
		160	3.1 ●	
		123	2.4 ●	

Graveney

1994 electorate %turnout		10,105	48.3	+ 1.0
***Duncan E. Braithwaite**	**Lab**	**2,318**	**49.6**	**+ 6.8**
Andrew R.A. Gibbons	**Lab**	**2,263**	**48.3**	**+ 9.7**
Catherine A. Prichard	**Lab**	**2,184**	**46.7**	**+ 8.6**
Mark A. Green	LD	1,438	30.7	+ 2.8
Roger O'Brien	LD	1,296	27.7	+ 0.8
Christine A. Whittingham	LD	1,170	25.0	+ 1.0
Marc Hope	Con	952	20.4	- 7.4
David C. Turtle	Con	869	18.6	- 7.9
Clare E. Ward	Con	869	18.6	- 6.8
Albert R. Vickery	Green	224	4.8	- 2.5
LD to Lab swing 3.4%	Maj	880	18.9 ●	
		825	17.6 ●	
		746	16.0 ●	

Northcote

1994 electorate %turnout		8,980	50.1	- 7.5
***Martin D. Johnson**	**Con**	**2,679**	**57.2**	**- 7.3**
***Clive Dixon**	**Con**	**2,651**	**56.6**	**- 6.6**
***Gordon S. Passmore**	**Con**	**2,622**	**56.0**	**- 6.4**
Tamara F. Flanagan	Lab	1,239	26.5	+ 0.4
Colin J.A. Smith	Lab	1,237	26.4	+ 0.6
Tracey L. Van Tongeren	Lab	1,151	24.6	- 0.3
Peter Budge	Green	449	9.6	- 1.4
Charles H. Cronin	LD	393	8.4	
David I. Bouchier	LD	375	8.0	
Anthony J. Bouchier	LD	345	7.4	
Con to Lab swing 3.5%	Maj	1,440	30.7 ●	
		1,412	30.1 ●	
		1,382	29.5 ●	

Latchmere

1994 electorate %turnout		8,270	45.8	- 7.6
***Anthony J. Belton**	**Lab**	**1,835**	**53.7**	**- 1.8**
***Maurice Johnson**	**Lab**	**1,756**	**51.4**	**- 1.1**
Samantha L. Heath	**Lab**	**1,748**	**51.1**	**+ 2.5**
Nicholas Archer	Con	1,505	44.0	+ 2.8
Richard Bassett	Con	1,467	42.9	+ 2.0
Christopher Heaton-Harris	Con	1,320	38.6	- 1.7
Julian C.M. Brazil	LD	219	6.4	
Michael W. Davenport	LD	209	6.1	
George E. Watson	LD	198	5.8	
Lab to Con swing 0.6%	Maj	330	9.7 ●	
		251	7.4 ●	
		243	7.1 ●	

Parkside

1994 electorate %turnout		5,942	56.2	- 7.1
***Elizabeth Howlett**	**Con**	**1,782**	**56.3**	**+ 0.8**
***Josephine L. Sedgwick**	**Con**	**1,698**	**53.6**	**+ 1.9**
Karen P. Chapman	Lab	1,163	36.7	- 0.8
Donald J. Roy	Lab	1,094	34.6	- 0.3
Catherine S. Devons	LD	319	10.1	- 4.9
Simon O. Campbell-Jones	LD	275	8.7	
Lab to Con swing 1.0%	Maj	619	19.6 ●	
		535	16.9 ●	

Nightingale

1994 electorate %turnout		9,411	48.2	- 7.9
***Maurice A.S. Heaster**	**Con**	**2,324**	**54.3**	**- 0.1**
Martin A.S. Winter	**Con**	**2,286**	**53.4**	**+ 0.6**
***Ravindra P. Govindia**	**Con**	**2,284**	**53.4**	**+ 2.5**
Nicola F. Brown	Lab	1,627	38.0	+ 5.9
Ryan E. Haines	Lab	1,577	36.9	+ 8.2
Gordon E. Paterson	Lab	1,531	35.8	+ 7.5
Anthony J. Fennelly	LD	419	9.8	- 3.3
Ivor W. Strong	LD	403	9.4	
Alex Watling	LD	386	9.0	
Con to Lab swing 3.1%	Maj	697	16.3 ●	
		659	15.4 ●	
		657	15.4 ●	

Queenstown

1994 electorate %turnout		6,916	46.8	- 6.6
Carol Humphries	**Con**	**1,722**	**55.9**	**+ 1.6**
Richard A.H. Vivian	**Con**	**1,615**	**52.4**	**+ 2.1**
Philip J. Inglesant	Lab	1,243	40.4	- 1.6
June L. Tipping	Lab	1,236	40.1	+ 0.8
Paul W. Ekins	LD	178	5.8	
Julian H. Thomas	LD	167	5.4	
Lab to Con swing 1.1%	Maj	479	15.5 ●	
		372	12.0 ●	

Roehampton

1994 electorate %turnout		8,929	51.1	- 5.7
***John A. Slater**	**Lab**	**2,149**	**50.7**	**- 1.1**
***Vera Thompson**	**Lab**	**2,148**	**50.6**	**+ 0.3**
Pauline J. Brueseke	**Lab**	**2,147**	**50.6**	**+ 0.9**
Katherine M. van den Elst	Con	1,624	38.3	- 3.8
Stephen B.S. Lorch	Con	1,622	38.2	- 3.4
Russell J. Yardley	Con	1,614	38.1	- 1.6
Nicholas W. Leggett	LD	514	12.1	+ 3.8
John D.F. Martyn	LD	466	11.0	
Godfrey S. Shocket	LD	441	10.4	
Con to Lab swing 1.5%	Maj	525	12.4 ●	
		524	12.3 ●	
		523	12.3 ●	

Shaftesbury

1994 electorate %turnout		9,927	49.0	- 9.7
Alistair J. Crellin	**Con**	**2,658**	**57.1**	**+ 2.2**
***Christopher F. Sadler**	**Con**	**2,644**	**56.9**	**+ 2.7**
***Guy J.B. Senior**	**Con**	**2,615**	**56.2**	**+ 5.6**
Christine J. Eccles	Lab	1,760	37.8	- 0.7
Gillian E. Pettitt	Lab	1,564	33.6	- 4.4
Richard M. Thomas	Lab	1,490	32.0	- 4.2
Andrew J. Brabin	LD	433	9.3	
James P. Sparling	LD	417	9.0	
Tariq Sadiq	LD	371	8.0	
Lab to Con swing 3.6%	Maj	898	19.3 ●	
		884	19.1 ●	
		855	18.4 ●	

St John

1994 electorate %turnout		9,332	45.2	- 3.1
Aiden Grimes	**Lab**	**2,020**	**50.7**	**+ 5.4**
***Derek R. Sutton**	**Lab**	**1,934**	**48.5**	**+ 4.6**
***Anthony E. Tuck**	**Lab**	**1,892**	**47.5**	**+ 8.2**
Zoe R. Day	Con	1,805	45.3	- 2.8
Neil R.D. Wallace	Con	1,720	43.1	- 1.6
Mark K. Kotecha	Con	1,683	42.2	- 2.0
Andrew E. Crick	LD	327	8.2	
Lily W. Stewart	LD	295	7.4	
Richard M. Goalen	LD	285	7.1	
Con to Lab swing 4.2%	Maj	215	5.4 ●	
		129	3.2 ●	
		87	1.2 ●	

Southfield

1994 electorate %turnout		10,035	56.4	- 5.8
***Christine A.K. Thompson**	**Con**	**2,974**	**51.5**	**- 3.2**
Dominic M.J. Rossi	**Con**	**2,830**	**49.1**	**- 5.1**
Paul V. Green	**Con**	**2,713**	**47.0**	**- 6.6**
Simon J. Parkinson	Lab	2,031	35.2	- 1.0
Paul A. Peters	Lab	1,899	32.9	- 3.2
Gavin P. Reddin	Lab	1,880	32.6	- 3.1
Matthew G.Green	LD	471	8.9	+ 1.9
Edward J. Davey	LD	438	7.6	
Casper D. Wrede	LD	386	6.7	
Marilyn A. Elson	Green	347	6.0	- 3.0
Pamela D. Davies	Ind	214	3.7	
Con to Lab swing 0.8%	Maj	943	16.3 ●	
		799	13.9 ●	
		682	11.8 ●	

St Mary's Park

1994 electorate %turnout		9,052	50.3	- 6.8
***Philip D. Bastiman**	**Con**	**2,416**	**53.2**	**- 6.6**
Adrian J. Flook	**Con**	**2,355**	**51.9**	**- 7.0**
***Christopher J. Reilly**	**Con**	**2,290**	**50.5**	**- 7.7**
Patrick M. Eraut	Lab	1,687	37.2	- 7.1
William R. Johnston	Lab	1,641	36.2	- 4.7
Toby W. Naish	Lab	1,606	35.4	- 5.4
David R. Owen-Jones	LD	319	7.0	
Christopher R. Woodley	LD	276	6.1	
David P. Patterson	LD	270	6.0	
Caroline M. Austin	Green	251	5.5	
Lab to Con swing 1.2%	Maj	729	16.0 ●	
		668	14.7 ●	
		603	13.3 ●	

Springfield

1994 electorate %turnout		10,488	50.9	- 6.7
***Katharine R. Tracey**	**Con**	**2,744**	**52.2**	**- 5.6**
***John R. Garrett**	**Con**	**2,733**	**52.0**	**- 4.2**
***Margaret A. Mervis**	**Con**	**2,723**	**51.8**	**- 4.0**
Colin G. Pavelin	Lab	1,863	35.4	+ 2.3
Jeanne M. Smith	Lab	1,861	35.4	+ 3.5
Paul J. White	Lab	1,790	34.1	+ 3.7
Julian Barratt	LD	440	8.4	+ 3.5
James C. Gurling	LD	379	7.2	
Steven P. Gardiner	Green	313	6.0	- 0.8
Christopher R. Salaman	LD	296	5.6	
Con to Lab swing 3.9%	Maj	881	16.8 ●	
		870	16.6 ●	
		860	16.4 ●	

Thamesfield

1994 electorate %turnout		10,063	49.5	- 8.6
***Edward J.U. Lister**	**Con**	**2,902**	**61.2**	**+ 0.4**
***Lois M. Lees**	**Con**	**2,901**	**61.2**	**+ 3.7**
Nadhim Zahawi	**Con**	**2,611**	**55.1**	**- 0.9**
Christopher E. Locke	Lab	1,372	29.0	+ 1.6
Margaret E. Yearsley	Lab	1,360	28.7	+ 4.2
Richard V. Thomas	Lab	1,359	28.7	+ 4.3
Robert A. Cross	LD	643	13.6	+ 7.6
John H. Richling	LD	545	11.5	+ 6.5
Patrick J. Wallace	LD	521	11.0	
Con to Lab swing 1.2%	Maj	1,530	32.2 ●	
		1,529	32.2 ●	
		1,239	26.1 ●	

Tooting

1994 electorate %turnout		10,103	46.1	- 5.9
Shona McIsaac	**Lab**	**2,513**	**59.2**	**+ 8.3**
***Bernard J. Rosewell**	**Lab**	**2,509**	**59.1**	**+10.5**
Sadiq A. Khan	**Lab**	**2,437**	**57.4**	**+ 9.0**
Guy H.C. Hill	Con	1,433	33.8	- 4.2
David R. Hodson	Con	1,398	33.0	- 4.7
Muhammad R. Raja	Con	1,345	31.7	- 1.9
Matthew Bryant	LD	414	9.8	+ 4.5
Simon A. James	LD	355	8.4	
Robert J. Bunce	LD	324	7.6	
Con to Lab swing 6.5%	Maj	1,080	25.4 ●	
		1,076	25.3 ●	
		1,004	23.6 ●	

West Hill

1994 electorate %turnout		6,163	55.3	- 6.3
***Beryl Jeffery**	**Con**	**1,866**	**56.9**	**+ 1.6**
Malcolm E. Grimston	**Con**	**1,811**	**55.3**	**+ 2.6**
Denis E. Meehan	Lab	1,180	36.0	- 1.9
Maureen D. Walsh	Lab	1,166	35.6	+ 1.4
Winifred H. Bouchier-Hayes	LD	268	8.1	+ 3.5
Laurence Spicer	LD	259	7.9	
Lab to Con swing 1.2%	Maj	686	20.9 ●	
		631	19.3 ●	

West Putney

1994 electorate %turnout		9,556	49.5	- 10.3
***Duncan W.F. Hawkins**	**Con**	**2,796**	**63.5**	**+ 4.4**
***Mary M. Holben**	**Con**	**2,768**	**62.9**	**+ 4.0**
Michael R.E. Simpson	**Con**	**2,589**	**58.8**	**+ 2.7**
Judith M. Chegwidden	Lab	1,451	33.0	+ 0.9
Elaine M. Aherne	Lab	1,349	30.6	+ 0.8
Walter A. Ross	Lab	1,288	29.3	+ 0.6
David J. King	LD	352	8.0	+ 2.6
Patrick K. Joy	LD	338	7.7	
Marco S. Martinez	LD	273	6.2	
Lab to Con swing 1.5%	Maj	1,345	30.5 ●	
		1,317	29.9 ●	
		1,138	28.3 ●	

Summary of election results

	Year	Elec	%Poll	Con	Lab	LD	Green	Other
Balham	1994	9,039	51.1	53.9	38.1	8.0		
	1990	9,061	55.3	54.1	35.7		10.2	
Bedford	1994	9,642	48.9	44.7	40.4	6.2	8.8	
	1990	9,473	55.3	45.0	38.0	4.2	8.4	4.3
Earlsfield	1994	6,591	53.1	51.6	40.5	5.2	2.7	
	1990	6,561	60.1	50.5	40.0	3.8	5.7	
East Putney	1994	10,039	45.3	58.8	31.3	9.9		
	1990	9,863	53.8	62.7	25.9	5.5	5.8	
Fairfield	1994	5,978	58.4	54.5	39.8	5.7		
	1990	5,743	64.7	52.5	41.1			
Furzedown	1994	10,660	51.5	46.2	44.4	5.7	3.7	
	1990	10,750	57.9	47.4	42.9	4.5	5.2	
Graveney	1994	10,105	48.3	19.2	48.2	27.8	4.8	
	1990	10,012	47.3	26.6	39.9	26.2	7.3	
Latchmere	1994	8,270	45.8	41.8	52.1	6.1		
	1990	8,112	53.4	40.8	52.2		7.0	
Nightingale	1994	9,411	48.2	53.7	36.9	9.4		
	1990	9,223	56.1	52.7	29.7	6.5	11.1	
Northcote	1994	8,980	50.1	56.6	25.8	7.9	9.6	
	1990	8,749	57.6	63.4	25.6		11.0	
Parkside	1994	5,904	56.2	55.0	35.6	9.4		
	1990	5,942	63.3	53.6	36.2	5.1		
Queenstown	1994	6,916	46.8	54.2	40.2	5.6		
	1990	6,414	53.4	52.5	40.7		6.9	
Roehampton	1994	8,929	51.1	38.2	50.6	11.2		
	1990	9,480	56.8	41.1	50.6	8.3		
St John	1994	9,332	45.2	43.5	48.9	7.6		
	1990	9,165	48.3	45.7	42.8		11.5	
St Mary's Park	1994	9,052	50.3	51.9	36.2	6.4	5.5	
	1990	8,891	57.1	59.0	41.0			
Shaftesbury	1994	9,927	49.0	56.7	34.5	8.8		
	1990	9,682	58.4	53.1	38.0		8.8	
Southfield	1994	10,035	56.4	49.2	58.2	7.5	6.0	3.7
	1990	10,113	62.2	51.4	34.2	5.9	8.6	
Springfield	1994	10,488	50.9	52.0	35.0	7.1	6.0	
	1990	9,982	57.6	56.6	31.8	4.9	6.8	
Thamesfield	1994	10,063	49.5	59.2	28.8	12.0		
	1990	9,936	58.1	58.1	25.4	5.5	7.2	3.7
Tooting	1994	10,103	46.1	32.8	58.6	8.6		
	1990	10,073	52.0	36.4	49.3	5.3	9.0	
West Hill	1994	6,163	55.3	56.1	35.8	8.0		
	1990	6,306	61.6	54.0	36.1	4.6	5.4	
West Putney	1994	9,556	49.5	61.7	31.0	7.3		
	1990	9,666	59.8	58.0	30.2	5.4	6.4	

Councillors and wards

1.	● Tony Tuck	St John	87	1.2
2.	● John Gallagher	Furzedown	160	3.1
3.	● Derek Sutton	St John	129	3.2
4.	● Peter Kennerley	Bedford	164	3.5
5.	● Jean Lucas	Bedford	178	3.9
6.	● Evelyn McDermott	Furzedown	123	4.0
7.	● Colin Dawe	Bedford	187	4.0
8.	● Ian Hart	Furzedown	229	4.4
9.	● Aiden Grimes	St John	215	5.4
10.	● Samantha Heath	Latchmere	243	7.1
11.	● Maurice Johnson	Latchmere	251	7.4
12.	● John Grimshaw	Earlsfield	280	8.3
13.	● Tony Belton	Latchmere	330	9.7
14.	● Angela Graham	Earlsfield	368	10.9
15.	● Paul Green	Southfield	682	11.8
16.	● Richard Vivian	Queenstown	372	12.0
17.	● Pauline Brueseke	Roehampton	523	12.3
18.	● Vera Thompson	Roehampton	524	12.3
19.	● John Slater	Roehampton	525	12.4
20.	● Christopher Reilly	St Mary's Park	603	13.3
21.	● Thomas Morony	Fairfield	454	13.4
22.	● Dominic Rossi	Southfield	799	13.9
23.	● Charles McFall	Balham	654	14.6
24.	● Adrian Flook	St Mary's Park	668	14.7
25.	● Lola Ayonrinde	Balham	663	14.8
26.	● Ravi Govindia	Nightingale	657	15.4
27.	● Martin Winter	Nightingale	659	15.4
28.	● Carol Humphries	Queenstown	479	15.5
29.	● Vanessa Graham	Fairfield	530	15.7
30.	● Philip Bastiman	St Mary's Park	729	16.0
31.	● Catherine Pritchard	Graveney	746	16.0
32.	● Maurice Heaster	Nightingale	697	16.3
33.	● William Donald-Adkin	Balham	732	16.3
34.	● Christine Thompson	Southfield	943	16.3
35.	● Margaret Mervis	Springfield	860	16.4
36.	● John Garrett	Springfield	870	16.6
37.	● Kathy Tracey	Springfield	881	16.8
38.	● Josephine Sedgwick	Parkside	535	16.9
39.	● Andy Gibbons	Graveney	825	17.6
40.	● Guy Senior	Shaftesbury	855	18.4
41.	● Duncan Braithwaite	Graveney	880	18.9
42.	● Christopher Sadler	Shaftesbury	884	19.1
43.	● Malcolm Grimston	West Hill	631	19.3
44.	● Alistair Crellin	Shaftesbury	898	19.3
45.	● Elizabeth Hewitt	Parkside	619	19.6
46.	● Beryl Jeffrey	West Hill	686	20.9
47.	● Sadiq Khan	Tooting	1,004	23.6
48.	● Brian Prichard	East Putney	1,083	25.0
49.	● Diana Whittingham	East Putney	1,093	25.2
50.	● Bernard Rosewell	Tooting	1,076	25.3
51.	● Shona McIsaac	Tooting	1,080	25.4
52.	● Nadhim Zahawi	Thamesfield	1,239	26.1
53.	● Margaret Calcott-James	East Putney	1,210	27.9
54.	● Eric Somerville-Jones	West Putney	1,138	28.3
55.	● Gordon Passmore	Northcote	1,383	29.5
56.	● Mary Holben	West Putney	1,317	29.9
57.	● Clive Dixon	Northcote	1,412	30.1
58.	● Duncan Hawkins	West Putney	1,345	30.5
59.	● Martin Johnson	Northcote	1,440	30.7
60.	● Lois Lees	Thamesfield	1,529	32.2
61.	● Edward Lister	Thamesfield	1,530	32.2

Labour: 16 seats

Tooting	3 Lab	1,053	24.8
Graveney	3 Lab	817	17.5
Roehampton	3 Lab	524	12.3
Latchmere	3 Lab	275	8.1
St John	3 Lab	143	3.3
Furzedown	1 Lab	160	3.1

Conservative majority: 39 seats

Bedford	3 Con	176	3.8
Furzedown	2 Con	176	4.2
Earlsfield	2 Con	324	9.6
Queenstown	2 Con	426	13.8
Southfield	3 Con	808	14.0
Fairfield	2 Con	492	14.6
St Mary's Park	3 Con	666	14.7
Balham	3 Con	683	15.2
Nightingale	3 Con	671	15.7
Springfield	3 Con	870	16.6
Parkside	2 Con	577	18.3
Shaftesbury	3 Con	879	18.9
West Hill	2 Con	659	20.1
East Putney	3 Con	1,129	26.0
West Putney	3 Con	1,267	29.5
Northcote	3 Con	1,412	30.1
Thamesfield	3 Con	1,433	30.2

Conservatives: 45 seats

Incoming and outgoing councillors

Councillors newly elected (23)

- Lola Ayonrinde (Balham)
- Pauline Brueseke (Roehampton)
- Alistair Crellin (Shaftesbury)
- Adrian Flook (St Mary's Park)
- John Gallagher (Furzedown)
- Andy Gibbons (Graveney)
- Aiden Grimes (St John)
- Paul Green (Southfield)
- Malcolm Grimston (West Hill)
- Ian Hart (Furzedown)
- Samantha Heath (Latchmere)
- Carol Humphries (Queenstown)
- Peter Kennerley (Bedford)
- Sadiq Khan (Tooting)
- Evelyn McDermott (Furzedown)
- Charles McFall (Balham)
- Thomas Morony (Fairfield)
- Catherine Prichard (Graveney)
- Dominic Rossi (Southfield)
- Michael Simpson (West Putney)
- Richard Vivian (Queenstown)
- Martin Winter (Nightingale)
- Nadhim Zahawi (Thamesfield)

Councillors standing down (21)

- Peter Ainsworth MP (Shaftesbury)
- Elaine Axby (Tooting)
- Paul Beresford MP (Thamesfield)
- Rosamund Blomfield-Smith (Queenstown)
- James Crawford (Springfield)
- Peter Donoghue (Nightingale)
- Sarah Du Cann (Fairfield)
- Nicholas Fernyhough (Queenstown)
- Roger Frank (St Mary's Park)
- Jeanette Gaffney (Balham)
- Andrew Grant (Northcote)
- Alf Jessiman (Furzedown)
- Alex King (Graveney)
- Nicholas Lyde (Balham)
- Terence Maccabee (West Putney)
- Jenny Nickels (Southfield)
- Fred Ponsonby (Roehampton)
- John Rattray (Bedford)
- Mark Simmonds (Southfield)
- Margrit Wood (Furzedown)
- Russell Yardley (West Hill)

Councillors defeated (1)

- Del Hosain (Graveney standing in Balham)

By-elections: 1994-1998

There were no by-elections during this council term

1998

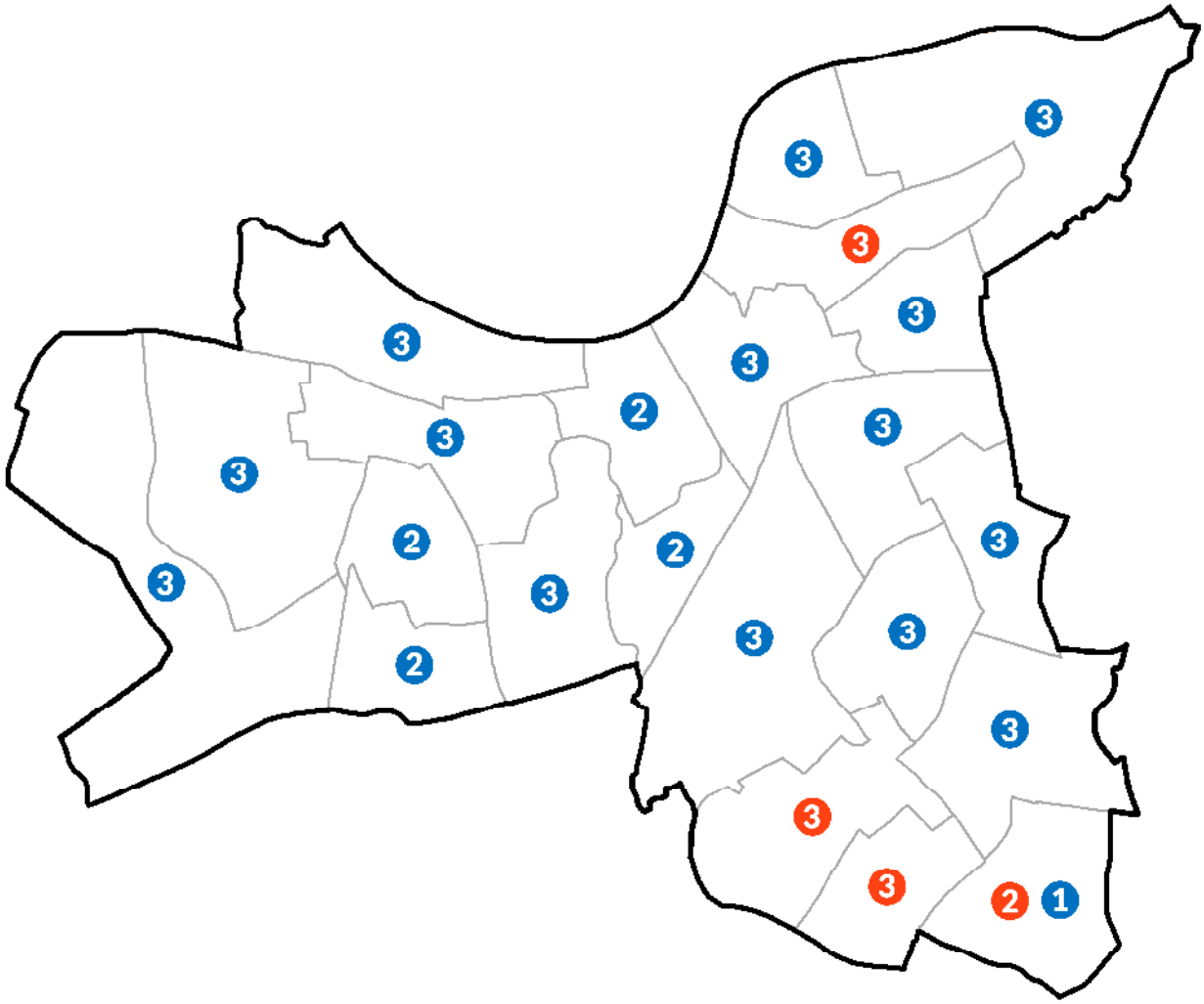

Conservatives	**50**
Labour	**11**

TFL TRINITY
0181 871 2611

Wandsworth Borough News
20p
Friday, May 15, 1998

HL AUSTIN
0181

Jubilant Tories trounce Labour

WANDSWORTH'S Conservatives retained control of the borough council with a sweeping triumph in Thursday's council elections.

The Tories, who have run the council since 1978, saw their majority increased to 39 seats as predictions of a closely-fought battle in the borough - long regarded as a Conservative flagship - were turned on their head.

And they attributed the result to "hard work, good quality services and a policy of low council tax" - cut to the lowest in the country earlier this year.

The victory saw Conservative councillors take control of Labour-controlled St John and Roehampton wards as Labour - who had hoped to win 25 seats before polling started - made only one gain, in Tooting's Furzedown.

PLANS for a Mayor and Assembly for London received strong backing from Wandsworth's voters at Thursday night's council elections.

The government plan was supported by 57,010 voters - 74.3 per cent of those who voted on the issue.

19,695 (25.7 per cent) said no, and there were 1,151 rejected papers.

It resulted in high-profile Labour figures Cllr Tony Tuck - the party's education spokesman in the last council - and social services spokesman Cllr Derek Sutton losing their seats.

In a night of low voter turn-outs throughout the country, Wandsworth recorded the highest number at the polls in London.

But the turn-out figure of 38 per cent still represented a sharp decline from 1994's statistic of marginally over 50 per cent.

The Conservatives grabbed 53 per cent of the vote to Labour's 37 per cent as the overall picture showed a three per cent swing to the Tories.

As the early results came in - with Wandsworth's Fairfield the first declaration at 11.20pm - confident Conservative candidates and party workers were predicting a comfortable triumph.

And they later admitted that the final tally of 50 seats to 11 - compared to the previous 45-16 margin - was "far better than could have been expected".

Conservative Council Leader Cllr Edward Lister hailed the success as "an endorsement of Wandsworth Council's policies".

But shellshocked Labour officials were left to reflect that the low turn-out at the polls had proved costly for the party's hopes.

●Continued on page 14

Pupils and teachers from Wandsworth's Beatrix Potter School are seen at the ready with fishing nets before a day's pond-dipping. As part of National School Grounds Day - a day of raising awareness of the surrounding environment - youngsters at the Magdalen Road primary school planted trees and vegetables and made jewellery with seeds.

Queen to visit borough

THE Queen is to make an official tour of the borough next month.

The royal visit will take place on Wednesday June 10, when the Queen will be making four calls to various institutions in Wandsworth.

Sir James Barrie School in Condell Road, Balham, has been chosen as the monarch's first stop-off point.

There she will meet the primary school children who came top of Wandsworth's value-added table of school results, before visiting a children's home on Battersea's Winstanley Estate.

She will then move on to Battersea Technology College, in Dagnall Street, where she will see the swimming pool and meet children who have won medals at the Special Olympics.

●Continued on page ten.

Double death tragedy

MYSTERY surrounds the double death tragedy of a Wandsworth hairdresser and his girlfriend, whose bodies were recovered from the River Thames two weeks after they were reported missing..

Wandsworth High Street hairdressers Vakis, set up by Vakis Pavlou five years ago, has now become a focal point for grieving friends and customers to drop off flowers and pay their last respects.

The bodies of Mr Pavlou, 28, and his girlfriend Lesley Tibbles, 23, were washed up fully clothed in Wapping almost a month after they were last seen celebrating Miss Tibbles' new job.

Now Mr Pavlou's father Tony is convinced that his son's death was an example of his "typically selfless nature" - and that he died trying to save his girlfriend.

He said: "He never stopped to think of himself when he thought someone needed his help - that was the sort of man he was.

"It is still very difficult to talk about his death - my world has been turned upside down. But to come to Wandsworth and witness the amazing tributes he has been getting is wonderful."

And he spoke of the constant stream of friends and customers who have been coming to the

●Continued on page ten.

The decisive factor?

CONTROVERSY over the future of Roehampton's Queen Mary's Hospital could have played a decisive role in Thursday's council election results, Conservatives claimed this week.

The Roehampton Lane Hospital - in the heart of the Roehampton ward gained by the Conservatives from Labour - has been dogged by uncertainty for several years.

Ministerial approval for changes to services on the historic site - including the relocation of acute services to Kingston Hospital - was granted earlier this year.

Conservatives believe that counted against Labour and Putney MP Tony

●Continued on page 14

Borough's new mayor named

PARKSIDE ward councillor Elizabeth Howlett is to be the next Mayor of Wandsworth.

And the internationally renowned opera singer says she is especially looking forward to meeting people from the borough's many walks of life.

Cllr Howlett - who has lived in Wandsworth for 22 years - was first elected to the council in Parkside Ward in 1986.

The Chairman of the Education Committee since 1992, Cllr Howlett also served as vice-chairman of the Leisure and Amenity Committee and as a member of the Housing Committee before chairing the Social Services Committee from 1989 to 1992.

She has served as a governor at two local schools, as a Justice of the Peace at Wimbledon Magistrates Court and as a member of the governing committee of the Inner London Probation Service.

Other posts have been filled at the London Boroughs Association, the Local Governments Association Education Committee and five years at the National Hospital for Neurology and Neuro-Surgery.

Cllr Howlett teaches as a Professor of Music at the Royal College of Music, and during her long and

●Continued on page ten

MaGoa
GOAN STYLE CUISINE
Experience a little bit of Goa in Putney. Mama Goa - alias Mrs. Kapoor and family bring you traditional Goan dishes such as:
Swordfish Caldeen, Coconut and Okra Chicken, Goan Sausage and Duck Xhacutti all to enjoy in a Goan Market setting.
"...Like eating in somebody's home... delicious..." ES MAGAZINE
"...Cooked with verve and served in style..." TIME OUT
THE INDIA SHOP & MaGoa
We also specialise in traditional hand-made Indian artefacts, block printed throws, cushion covers, hand-made puppets, Indian mirrors, frames and antiques.
Telephone to order our free colour brochure.
Open: Dinner Mon-Sat 7pm-11pm
244 Upper Richmond Road, Putney. Tel: 0181 780 1767

Editorial and Advertising - Tel: 0181 874 4226 - Fax: 0181 877 0502

'Results should serve as warning'

WANDSWORTH'S Conservative Housing Chairman Cllr Malcolm Grimston said that his party's surprise capture of the Roehampton seat from Labour should "serve as a warning" to Labour officials.

Cllr Grimston said: "This shows Labour that they can't take their natural supporters for granted.

"They have to realise that - as has been shown throughout London - people will not automatically vote for them come what may."

But Labour councillors blamed the low turnout in wards across Wandsworth for the scale of their defeat.

And former Roehampton councillor Pauline Brueseke said: "It seems that the Labour vote in Roehampton did not get out in enough numbers, and that was also the picture across the borough."

Cllr Grimston was confidently predicting an increased majority for his party as the early results came in.

And he added: "I never thought we would have a majority of less than 12 - but this is a stunning result.

"It is a kick in the teeth for Labour - and it's the beginning of the Conservative comeback.

"What it has shown is that people are pleased with the way things have been run in this borough, and they want that to continue."

Wandsworth's Mayor Cllr Tina Thompson joins Conservative Leader Cllr Edward Lister and his wife at Thursday's count.

Conservative Deputy Leader Cllr Maurice Heaster (right) joins other triumphant Conservatives at the Civic Suite count.

Wandsworth's results spell

Anxious candidates and supporters wait as counters complete their tallies for another ward.

Low council tax p factor, say borou

THE BOROUGH'S two newly-elected Labour MPs have spoken out after the party suffered a heavy defeat in last week's local elections.

Putney's Tony Colman and Battersea MP Martin Linton ousted top Tories David Mellor and John Bowis on May 1 last year after massive vote swings to Labour throughout Wandsworth.

But the pattern was reversed on Thursday night as swings against the Labour Party saw seats fall in both the Battersea and Putney constituencies.

Labour's Roehampton stronghold unexpectedly fell to the Conservatives, and the Tories also strengthened their grip on Wandsworth by taking Battersea's St John ward.

The results mean that there are no Labour councillors serving Mr Colman's constituency - and he said: "Conservative election material said that the borough would have to pay a higher council tax under Labour, and that was not true.

"Labour would have offered a lower tax, but an

BALHAM

B Ayonrinde (Con)	2049
T White (Con)	2049
G Hurley (Con)	2101
M Grindrod (Lab)	1254
M Tupper (Lab)	1187
V Thompson (Lab)	1168
S Brown (Lib Dem)	259
D C-Harborough (Lib Dem)	259
M Green (Lib Dem)	258
L Patterson (TGP)	241

Conservative hold
Turnout: 41.4%.

BEDFORD

C Daw (Con)	1884
S Finn (Con)	1823
S Wilkie (Con)	1675
M Daniels (Lab)	1551
L Cooper (Lab)	1444
P Gibby (Lab)	1316
J Rattray (GP)	391
A Wells (Lib Dem)	272
C Reilly (Lib Dem)	207
R Williams (Lib Dem)	197
A Vickery (GP)	170

Conservative hold
Turnout: 40.5%.

The election results are updated Wandsworth's internet site.

FAIRFIELD

V Graham (Con)	1658
T Strickland (Con)	1582
S L'Estrange (Lab)	767
S Bean (Lab)	759
P Warren (Lib Dem)	170
J Maaten (Lib Dem)	106

Conservative hold
Turnout: 44.5%.

FURZEDOWN

J Farebrother (Lab)	1963
J Brigingshaw (Lab)	1949
I Hart (Con)	1896
M Hepburn (Lab)	1835
O Lodge (Con)	1794
C Hill (Lib Dem)	301
T Knight (Lib Dem)	231
R Ekhsigian (TGP)	222
D Patterson (Lib Dem)	166

Split control: one Labour gain from Conservative
Turnout: 42.8%.

GRAVENEY

A Gibbons (Lab)	1732
P Tatlow (Lab)	1524
T Hussain (Lab)	1481
M Green (LDGGT)	1150
S James (LDGGT)	1068
U Zetterlund (LDGGT)	952
I Chandler (Con)	673
D De Winton (Con)	528
S Whitehouse (Con)	518
W Williams (TGP)	234

Labour hold
Turnout: 34.6%.

PARKSIDE

E Howlett (Con)	1580
J Swan (Con)	1425
M Tuer (Lab)	876
r Unsworth (Lab)	769
C Devons (Lib Dem)	205
D Berryman (Lib Dem)	196

Conservative hold
Turnout: 45.3%.

QUEENSTOWN

C Humphries (Con)	1489
R Vivian (Con)	1325
D Amos (Lab)	997
H Lloyd (Lab)	838
J M-Kaye (Lib Dem)	145
A Jones (Lib Dem)	114

Conservative hold
Turnout: 37.8%.

ROEHAMPTON

T Harris (Con)	1570
N Simpson (Con)	1495
H Lumsby (Con)	1491
P Ashburst (Lab)	1346
D Meehan (Lab)	1282
M Walsh (Lab)	1254
N Leggett (Lib Dem)	293
V Shelmerdine (Lib Dem)	258
P Wallace (Lib Dem)	204

Conservative gain
Turnout: 37.8%.

SOUTHFIELD

S Lorch (Con)	2554
J Leigh (Con)	2536
N Longworth (Con)	2583
P Brueseke (Lab)	1448
K Fitch (Lab)	1520
G Reddin (Lab)	1369
A Ahmed (Lib Dem)	428
J Durrant (Lib Dem)	389
A Burrett (Lib Dem)	293

Conservative hold
Turnout: 44.3%.

SPRINGFIELD

K Tracey (Con)	2459
M Mervis (Con)	2401
J Garrett (Con)	2397
P Baverstock (Lab)	1443
D McElroy (Lab)	1435
B Bayman ((Lab)	1119
A Fennelly (Lib Dem)	255
J Martin-Kaye (Lib Dem)	231
S Guy (TGP)	223
C Salaman (Lib Dem)	215

Conservative hold
Turnout: 41.9%.

THAMESFIELD

R Bird (Con)	2566
E Lister (Con)	2551
L Lees (Con)	2543
M Davies lab	1034
C Locke (Lab)	1029
M Khan (Lab)	864
S C-Jones (Lib Dem)	516
M Sanders (Lib Dem)	480
M Zanridcs (Lib Dem)	374

Conservative hold
Turnout: 40.7%

Belton - 'I'm fighting on'

LABOUR Group Leader Cllr Tony Belton saw his party's hopes of winning Wandsworth Council devastated in Thursday's council elections - but vowed: "I am fighting on".

Cllr Belton had hoped for Labour triumphs in 25 seats, but the party won only 11 as the Conservatives strengthened their grip and gained control of Labour's St John and Roehampton wards.

He said: "I am staying on and fighting for the next elections - and the Labour Group is certainly not giving up.

"We have to pick ourselves up from here. Wandsworth has three Labour MPs for the first time in years, and also has a Labour MEP.

"In that respect, it is a Labour borough - Labour also had a strong presence during the 1980s - and we have to believe that we can bounce back from this defeat.

"In a lot of wards, the margin between Labour and the Conservatives was very narrow, and our losses were centred in St John and Roehampton."

Greens' steady progress

GREEN Party workers said they felt confident that the environmental party was making "steady progress" in Wandsworth after notching an increase in voting numbers.

Green candidates polled greater numbers of votes than in 1994's election - but party organisers admit they "will have to do more" if they are to win seats.

Spokesman John Rattray said: "We made a modest advance on the previous election, and so we are pleased with that and it shows steady progress.

"By and large, our votes were on a par with those polled by the Liberal Democrats, but we are looking forward to proportional representation in future local elections which will give smaller parties a greater chance of winning seats."

I would like to stand again in 2002

AFTER sitting for eight years as a councillor on St John Ward, Derek Sutton was one of the six Labour councillors to lose his seat on Thursday night.

The 46-year-old teacher, who has lived on the Winstanley Estate for the last 22 years, was disappointed - and said he had been looking forward to devoting even more of his time to the council if he had won.

But Mr Sutton says that for now he will concentrate on his teaching - and has vowed not to lose touch with local people and their problems.

He said: "I was holding two surgeries a month, and I know that there is still a problem with social housing.

"I will continue the fight for affordable housing in the borough, and there are a number of planning matters which I will be keenly listening out for."

It was the personal cases which Mr Sutton says gave him the most satisfaction during his time as a councillor.

He recalled helping one man who had suffered a mental breakdown and needed desperately to be re-housed.

Mr Sutton added: "I would like to stand again in the year 2002 but I would also hope we have some younger candidates coming through at the same time."

JUBILANT TORIES TRIUMPH

Continued from page one.

A delighted Cllr Lister said: "It was a superb night and we are all delighted - the residents of the borough sent a clear signal that they are pleased with what we have done.

"They are pleased with things like low tax and good quality services, and they have shown that they want us to carry on doing what we have been doing.

"We fought this election on local issues, but Labour fought it on London and national issues, and I think that is one of the things that did them damage."

He paid tribute to the borough's Conservative candidates, saying: "The quality of councillors has impressed people, and they have become well-known in their wards.

"We must all now carry on the good work - because people have shown us that they want more of the same."

Labour Group Leader Cllr Tony Belton admitted: "We were looking at winning 25 seats before the election started.

"But it became clear in the run-up to polling that things were not going to go as well as we had hoped.

"There were different factors that played in different ways in seats throughout the borough - and the most straightforward of those was the cut in council tax which was hard for us to counter.

"Another, noticeable in both Battersea and Putney, was that the battle for Labour MPs had been won and the local elections almost seemed irrelevant to some voters.

"But we have to pick ourselves up from here and believe that we can bounce back from this defeat."

Wandsworth's Labour Group Leader Cllr Tony Belton can only watch as the results spell heavy defeat for his party.

Labour's Pauline Bruneske keeps smiling despite defeat for her party.

x proved the decisive ough's two new MPs

n ward.
nas that there
councillors
Colman's
nd he said:
election
the borough
ney a higher
Labour, and
would have
tax, but an

amendment proposing that was voted against by the Conservatives earlier this year.

"The Conservatives got their message through on council tax, and we need to find out why the Labour message on a lower tax did not get through."

And Mr Linton said that Wandsworth's "artificially low" council tax "made it difficult for the Labour Party to win local elections"

He added: "Wandsworth Tories will always claim that they were efficient, but in fact it was just because they were the last government's blue-eyed boys.

"They had salted enough money away from their extremely favourable government grants during their years as a Tory flagship council to keep the council tax low in election year.

"It's a terrible shame because there were some excellent Labour candidates and they would have been able to run Wandsworth much better than the present Conservative councillors without any change in council tax."

s are updated during live coverage on rnet site.

EARLSFIELD

C Graham (Con)	1642
C McN Davis (Con)	1413
A Arndt (Lab)	1019
M Leigh (Lab)	990
J Benson (Lib Dem)	146
T Thorn (TGP)	138
A Fennelly (Lib Dem)	114

Conservative hold
Turnout: 43.7%.

EAST PUTNEY

L McDonnell	2191
D Whittingham (Con)	2102
B Prichard (Con)	2076
E McNeil (Lab)	1023
E Kenny (Lab)	998
S Uwadise (Lab)	794
R Pyne (Lib Dem)	398
S Shocket (Lib Dem)	377
N Butt (Lib Dem)	334

Conservative hold
Turnout: 35.8%.

LY

	1732
	1524
	1481
	1150
	1068
GT)	952
	673
	528
)	518
	234

LATCHMERE

A Belton (Lab)	1233
M Johnson (Lab)	1160
S Heath (Lab)	1153
A Crellin (Con)	1104
R Mackay (Con)	1046
C Walker (Con)	959
H Norman (Lib Dem)	144
D Elsley (Lib Dem)	128
G Folkard (Lib Dem)	118

Labour hold
Turnout: 31.9%.

NIGHTINGALE

E McDermott (Con)	1978
N Heaster (Cons)	1951
R Govindia (Con)	1913
M Bell (Lab)	1461
A Critchard (Lab)	1426
L Wrigley (Lab)	1311
C Green (Lib Dem)	281
K Gormley (GP)	240
K Joachim (Lib Dem)	215
B Mackenzie (GP)	214
I Strong (Lib Dem)	202

Conservative hold
Turnout: 41.5%.

NORTHCOTE

C Dixon (Con)	2288
G Passmore (Con)	2217
M Johnson (Con)	2211
T Van Tongreen (Lab)	948
E Joseph (Lab)	883
M Lowhing (Lab)	835
C Gronin (LDN)	335
S Vitelli (LDN)	286
R Allen (LDN)	247
R Crowhurst (GP)	207

Conservative hold
Turnout: 40.3%.

PTON

	1570
	1495
	1491
	1346
	1282
	1254
)	293
Dem)	258
)	204

SHAFTESBURY

P Beddows (Cons)	2063
J Cousins (Con)	2002
G Senior (Con)	1994
G Eccles (Lab)	1321
A Chryssos (Lab)	1277
R Moir (Lab)	1199
P Umbers (Lib Dem)	262
P Illsley (TGP)	238
J Barnett (Lib Dem)	211
J Sparling (Lib Dem)	153

Conservative hold
Turnout: 37.8%.

ST JOHN

T Beresford (Con)	1729
R Smith (Con)	1637
P McCausland (Con)	1683
A Grimes (Lab)	1275
D Sutton (Lab)	1200
A Tuck (Lab)	1096
A Crick (Lib Dem)	248
L Stewart (Lib Dem)	224
A Giles (Lib Dem)	298

Conservative gain
Turnout: 34.4%.

ST MARY'S PK

A Flook (Con)	2104
J Hallmark (Con)	2048
S Williams (Con)	1952
P Comer (Lab)	1228
T Naish (Lab)	1180
Y Odemo (Lab)	1114
C Austin (GP)	259
D O-Jones (Lib Dem)	223
D Woodley(LibDem)	160
S Samani (Lib Dem)	117

Conservative hold
Turnout: 40.4%

FIELD

	2566
	2551
	2543
	1034
	1029
	864
)	516
n)	480
m)	374

TOOTING

S Khan (Lab)	1835
J White (Lab)	1793
S King (Lab)	1765
G Barker (Con)	986
M Heriott (Con)	970
A Scantlebury (Con)	891
M Clifton (Lib Dem)	333
I Kane (Lib Dem)	279
R Thacker (TGP)	260
R Brunce (Lib Dem)	244

Labour hold
Turnout: 34.5%.

WEST HILL

B Jeffery (Con)	1462
M Grimston (Con)	1441
R Knowles (Lab)	702
D Braithwaite (Lab)	689
J Angus (Lib Dem)	251
L Spicer (Lib Dem)	238

Conservative hold
Turnout: 39.7%.

WEST PUTNEY

D Hawkins (Con)	2347
M Calderbank (Con)	2205
N Zahawi (Con)	1977
M Booker (Lab)	1141
D Roy (Lab)	928
A Petrides (Lab)	887
A Cunningham (Lib Dem)	312
A Johnston (Lib Dem)	272
K Riviere (Lib Dem)	258

Conservative hold
Turnout: 38.5%.

Lose a seat - gain a life, says ex councillor

OUSTED from his seat in St John ward, Battersea, ex-Labour councillor Tony Tuck hugged his wife at Thursday's count and reflected: "Oh well, lose a seat - gain a life."

Now Mr Tuck, 57, who was popular with councillors from both sides of the bench, is looking forward to seeing more of his family.

He said: "I shall be able to spend more time with my wife Judy - and I will also have more time for another great passion of mine, sailing. But this does not mean I will be giving up my interest in local issues."

Mr Tuck, a retired Civil Servant from Prince of Wales Drive, became a councillor in 1990, first of all representing the Latchmere ward and then moving to St John ward in 1994.

During his time as a councillor Mr Tuck became the Labour group spokesman on education.

He spoke of his disappointment that he was not able to oversee the education system in Wandsworth, and commented: "It would have been nice to make sure Wandsworth got added value from their education".

Mr Tuck is now contemplating his future, but says he hopes to be standing as a councillor again in four years.

"I have had half a dozen offers already of things to do next, and I will certainly continue working for the local organisations I am already involved in.

"One thing I have been particularly proud of is the way local residents associations in my area have developed - they have been very effective and that was wonderful to behold."

Like the rest of the country, the number of voters to turn out in Wandsworth was low and, Mr Tuck believes that this had something to do with his loss.

He said: "This largely reflects how relieved people feel to have the Blair government. People feel are feeling more secure and they get complacent."

Labour voters stayed at home

LABOUR Group Leader Cllr Tony Belton watched his party suffer a series of defeats as the ruling Conservatives increased their majority - and admitted that Wandsworth's low tax was the Conservatives' "strongest weapon".

The party - which had predicted gains prior to Thursday's count - lost its Roehampton and St John wards to the Conservatives but gained a seat in Furzedown as the Tories took a 50 seats to 11 majority.

And Cllr Belton said he believed that a lot of Labour voters had stayed at home as election turnout dropped dramatically from 1994 figures.

He added: "Maybe people thought after May 1 last year that everything had been done.

"But it seems pretty obvious that council tax is still the Tories' strongest weapon here - although a large increase has been predicted for next year.

"I think that Labour voters may have stayed at home because of the council tax issue, and I got a feeling on the doorstep that the government is so strong people felt this local election did not really matter.

"Tony Blair's dominance of the political scene might mean a hiatus in local politics until the next general election."

THE QUEEN MARY'S FACTOR

●Continued from page one.

Colman - and say it "shows local anger that services were not saved".

Former Putney MP David Mellor - ousted by Mr Colman in last year's general election - said: "The extent of Labour's defeat in Putney reflects the total disillusionment and fury of the local population at the extent to which they have been let down over the closure of Queen Mary's Hospital.

"This was not just a slap in the face for Labour's council candidates, but also a slap in the face for Tony Colman.

"He lied his way to a general election victory, claiming Labour were the only party who would save Queen Mary's Hospital, and then, at the first opportunity, sold it down the river."

Wandsworth Conservative Leader Edward Lister said he believed "people were unhappy that services were not protected", while Labour counterpart Tony Belton said the hospital issue had "had an effect".

But defiant Mr Colman hit back, accusing Mr Mellor of "sour grapes" and saying: "There is no doubt that Labour suffered badly in the local election - but this seems due more to election fatigue than to specific issues like Queen Mary's Hospital.

"St John ward in Battersea was lost to a similar swing to that in Roehampton, and it is simply not the case that voters in St John are affected by the re-organisation of services at Queen Mary's.

"If there were any lies told about Queen Mary's during the campaign, they were told by Conservative candidates who alleged that the Labour government had closed down Queen Mary's.

"The Health Secretary, on the contrary, had decided to keep the hospital open and invest in new services and buildings."

Battersea MP Martin Linton and Labour Party workers wait for Thursday's results to come in.

A good night for the Lib Dems

WANDSWORTH Liberal Democrat spokesman Simon James said his party had enjoyed "a good night" in Thursday's local elections despite failing to pick up a seat as the Conservatives recorded a landslide win.

The Liberal Democrats recorded a best-ever vote in Tooting's Graveney, where candidates Mr James, Ulrica Zetterlund and Mark Green slashed Labour's lead as Tony Belton's party held the ward's three seats.

Speaking at the count, Mr James said: "We are quite happy with this - we thought from the early signs that we would get an awful result in Graveney, but in the end we cut Labour's leads from 1,800 to around 300.

"We have heard some excellent results from around the country - so it's been a great night for the party and the closest we have yet come in Wandsworth."

LONDON VOTES

Mixed bag of results has parties claiming success in London

by PAUL WAUGH, Local Government Correspondent

SENSATIONAL gains by the Liberal Democrats in Labour's "rotten boroughs" knocked the shine off the party's success elsewhere on a night that saw sweeping changes to the capital's town halls.

However, the Tories failed to make any advances and were left controlling a rump of just three councils following the likely loss of Bromley for the first time in its history.

London today woke up to a new political landscape that left Labour with 17 councils, the Liberal Democrats with two and the Tories with three. Nine had no overall control, although final results for Harrow, Richmond and Islington are due later today.

One year on from the general election, the nation swung slightly back towards the Conservatives but London's results bucked the country-wide trend and proved William Hague has a long way to go before regaining the capital. The most stunning result of the evening was Labour's loss of Islington, former home to Tony Blair and the borough that has set London's most expensive council tax for the past three years.

The Liberal Democrats took nine seats from Labour in Islington, robbing it of overall control for the first time in a generation. The party narrowly failed to take Labour-run Southwark but was heading for a success in toppling Tory Bromley.

In scandal-hit Hackney, Labour was clearly unpopular with the voters and failed to retake the borough. Most embarrassing of all, Hackney Labour leader John McCafferty was trounced by the Green Party as it won its first seat in the capital.

Labour gained ground largely in outer London in former Tory boroughs such as Harrow, which it now leads for the first time, Waltham Forest and Redbridge. It also took back Brent to end more than eight years where no one party had control.

Proving that local issues ultimately determined most results in London, Labour regained once-notorious Lambeth in the face of a huge push from the Liberal Democrats.

The only real London successes for the Tories came in their two flagships, Wandsworth and Westminster. Wandsworth, which cut its council tax by 23 per cent this year, took six seats from Labour.

Minister for London, Nick Raynsford, said that Labour had produced a "splendid" set of results.

Meanwhile, a Conservative party spokesman said: "Across London, it was a complicated picture. Obviously we did not want to lose Bromley, but the general picture is that we are starting to win again and win back the trust of the British people."

STOP making OBSCENE phone CALLS



Destination	BT	FT	Savings
AUSTRALIA	45p	28p	39%
FRANCE	28p	15p	47%
JAPAN	67p	29p	55%
REP IRELAND	23p	12p	48%
USA	24p	10p	58%

All comparisons against BT standard base rates for 1 minute call including VAT

BT now charge up to three times more than First Telecom for international calls.

If you don't want to pay those prices, just add First Telecom's service to your existing BT phone by calling the number below. You can open an account any time, any day and start saving on calls to over 200 countries. So, before you make another international call, think First.

FIRST TELECOM
0800 458 8000.
Lines open 24 hours. www.first-telecom.com

Tories score flagship victory with low taxes

Big party: Tory councillor Ian Hart celebrates the poll results

THE TORIES swept to a stunning victory in Wandsworth last night winning 50 of the 61 seats in the flagship borough, *write Matthew Beard and Cathy Comerford.* Wiping out the memory of their General Election losses, the Tories kept control by winning five additional wards and wiping out Labour in several traditional strongholds.

Unable to capitalise on the Blair factor, Labour saw its number of seats fall from 16 to 11.

Tory leader Edward Lister said: "It is a wonderful evening for Wandsworth Conservatives. It justifies the policies we have been following for many years in this radical Conservative authority. We have been delivering quality services combined with low taxation." He put the Labour defeat down to a "vicious attack on hospitals in the

WANDSWORTH

borough". Mr Lister added the low turn out was the result of confusion surrounding the referendum debate. "Tony Blair has not allowed proper debate to the detriment of Londoners."

However the election failed to arouse local interest, with a meagre 40 per cent turn out, down 10 per cent on the 1994 local election. The result came as a great relief to Conservatives, whose foundations in south-west London were rocked last May when Tory MPs in Battersea and Putney were defeated by Labour.

Earlier this year Wandsworth unveiled the lowest council tax in Britain. Labour suffered its worst losses in former strongholds of St John and Roehampton, where the closure of Queen Mary's Hospital is thought to have been a blow to its popularity.

COMMENTARY

by Peter Kellner
Political Analyst

Voters' apathy decides the day

THE APATHY factor swamps all other considerations of yesterday's elections and the London referendum. The low turnout — just 34 per cent of London electors made their way to the polling stations yesterday, far below the 45-48 per cent in past local elections — means that one of Labour's constitutional innovations has received the weakest possible send-off.

If this were a ballot for union representation in a private company, then Labour's new law would almost certainly deem the workforce to be far too unenthusiastic to warrant any disturbance in the status quo.

There is, though, a different way to view yesterday's figures: as a sign that Britain's local government badly needs to be revived. If the new proposals for governing London have received a less that ringing endorsement, the existing system of local administration does not excite the electorate either. The fate of major cities yesterday sometimes depended on the verdict of just 25 per cent of the electorate who voted. If this figure does not increase, then any party that can attract the votes of just half that number — merely 12 per cent of local electors — could win control of big, historically proud conurbations in the North and Midlands.

The Government, then, must hope that the election for London's mayor will provide its reform with a legitimacy that yesterday's referendum failed so miserably to deliver. If the mayoral election does bring our voters in healthy numbers, then the idea may well spread to other cities. In that case, yesterday's low turnouts across England could prove fatal to the existing system of local government, while merely embarrassing the authors of the new system.

Meanwhile, despite the apathy factor, some clear trends do emerge from yesterday's council results. For Labour, the results are generally good. Even the electoral blackspots such as Hackney, Islington, Liverpool and Sheffield will encourage Tony Blair to pursue his plans to modernise his party. Almost to a council, Labour did worst where it was afflicted by unresponsive, Old Labour arrogance, or damaging local ructions, or both. In contrast, Labour has done well where its local councillors have moved with the Blairite times and modernised their ways — such as Brent, Greenwich, Trafford and Manchester.

What is more, Labour has done especially well in London's middle-class suburbs capturing Harrow and Waltham Forest and retaining Croydon and Enfield. These results bear out two opinion poll findings — last week, by NOP for the Evening Standard, and this week by ICM for the BBC — that Labour's lead among the capital's middle-class voters is now as high as it is among working-class voters.

Against this, Labour's overall share of the national vote, projected to be under 40 per cent on the basis of yesterday's results, contrasts sharply with its opinion poll rating of 50 per cent plus. ICM's survey for the BBC suggests two reasons for this: first, Labour supporters were even more inclined than Tory supporters to stay at home yesterday (the results confirm this: turnout fell most in strong Labour areas); secondly, ICM found that one in four people who voted Lib-Dem yesterday would have voted for Labour had it been a General Election.

For the Conservatives, the story is the opposite: a broadly disappointing performance punctuated by bright spots. For example, it gained seats on a big swing in Wandsworth, where it has recently cut council tax sharply. In Putney and Battersea — two parliamentary seats that Labour captured last year — the Tories yesterday outpolled Labour almost two-to-one.

Otherwise, the Tories have little to cheer about. By losing Bromley they are down to just three London boroughs, their lowest ever. Across England they gained more seats than they lost overall — but so they should, since the last time these seats were fought was 1994, at the lowest ebb of the fortunes of John Major's government. Their projected share of the national vote — just over 30 per cent — is similar to the kind of Opposition support Labour was obtaining at its lowest ebb in the early Eighties.

ICM's nationwide poll for the BBC helps to explain the Tories' poor result. Only six per cent say their view of the Tories has improved since last May; almost four times as many, 22 per cent, say it has got worse; 70 per cent say it has not changed — which, for the most part, means that people thought poorly of the party then, and still do.

As for William Hague, only 14 per cent regard him as a more effective leader that John Major; 34 per cent say he is less effective. Ominously, Tory supporters are even more disenchanted; for every one who says Hague is more effective three say he is less effective.

The Liberal Democrats had a bittersweet night; gaining Liverpool, and making inroads into Labour territory in Islington and Sheffield, but losing seats and councils (including Kingston) elsewhere. On balance, Paddy Ashdown can be pleased with his party's vote; but Lib-Dem MPs, such as Charles Kennedy, who oppose his strategy of working closely with Labour, will point out that the party did best yesterday in precisely those areas where it was engaged in a bitter fight against Labour — while the Lib-Dems generally lost ground in better-off areas where some voters may have been propelled by Lib-Labery back into the arms of the Tories.

Balham

1998 electorate %turnout		9,260	41.3	- 9.8
Guy G.D. Hurley	**Con**	**2,101**	**55.7**	**+ 0.7**
***Lola B.T. Ayonrinde**	**Con**	**2,049**	**54.4**	**+ 0.9**
Andrew P. White	**Con**	**2,049**	**54.4**	**+ 1.1**
Mark A. Grindrod	Lab	1,254	33.3	- 5.4
Martin C. Tupper	Lab	1,187	31.5	- 6.9
*Vera Thompson	Lab	1,168	31.0	- 6.1
Simon E. Brown	LD	259	6.9	- 1.5
Dave Cooke-Yarborough	LD	259	6.9	- 0.3
Matthew G. Green	LD	258	6.8	
Lauren Paterson	Green	241	6.4	
Lab to Con swing 3.6%	Maj	847	22.4 ●	
		795	21.1 ●	
		795	21.1 ●	

Bedford

1998 electorate %turnout		9,642	40.5	- 8.4
***Colin F. Dawe**	**Con**	**1,884**	**50.4**	**+ 5.4**
Stewart P.A. Finn	**Con**	**1,823**	**48.8**	**+ 4.0**
Sheldon A. Wilkie	**Con**	**1,675**	**44.8**	**+ 0.3**
Neville Daniels	Lab	1,551	41.5	+ 0.5
Leonie A. Cooper	Lab	1,444	38.6	- 1.6
Philip J.S. Gibby	Lab	1,316	35.7	- 4.7
John M. Rattray	Green	391	10.5	
Amanda J. Wells	LD	272	7.3	+ 0.3
Christopher Reilly	LD	207	5.5	- 0.4
Richard Williams	LD	197	5.3	- 0.3
Albert R. Vickery	Green	170	4.5	
Lab to Con swing 2.6%	Maj	333	8.9 ●	
		272	7.3 ●	
		124	3.3 ●	

Earlsfield

1998 electorate %turnout		6,731	43.7	- 9.4
***Angela Graham**	**Con**	**1,642**	**58.6**	**+ 5.7**
Charles McNaught-Davis	**Con**	**1,413**	**50.5**	**- 0.2**
Annabelle C. Arndt	Lab	1,019	36.4	- 5.6
Martin J. Leigh	Lab	990	35.4	- 3.6
Julie Benson	LD	146	5.2	- 0.3
Tracey Thorn	Green	138	4.9	
Anthony J. Fennelly	LD	114	4.1	- 0.8
Lab to Con swing 3.8%	Maj	623	22.2 ●	
		394	14.1 ●	

East Putney

1998 electorate %turnout		10,303	35.7	- 9.6
Leslie F. McDonnell	**Con**	**2,191**	**63.9**	**+ 3.3**
***Diana M. Whittingham**	**Con**	**2,102**	**61.3**	**+ 3.4**
***Brian N.C. Prichard**	**Con**	**2,076**	**60.5**	**+ 2.8**
Elizabeth McNeil	Lab	1,023	29.8	- 2.9
Edward Kenny	Lab	998	29.1	- 1.9
Samuel Uwadiae	Lab	794	23.1	- 7.2
Russell D. Pyne	LD	398	11.6	+ 0.8
Susan Shocket	LD	377	11.0	+ 0.8
Nasser M. Butt	LD	334	9.7	+ 1.0
Lab to Con swing 3.6%	Maj	1,168	34.1 ●	
		1,079	31.5 ●	
		1,053	30.7 ●	

Fairfield

1998 electorate %turnout		5,995	44.5	- 13.9
***Vanessa C.L.C. Graham**	**Con**	**1,658**	**66.8**	**+11.1**
Tessa M. Strickland	**Con**	**1,502**	**60.5**	**+ 7.1**
Suzanne L'Estrange	Lab	767	30.9	- 9.1
Stuart Bean	Lab	759	30.6	- 9.0
Patrick M. Warren	LD	170	6.9	+ 0.8
Julius Maaten	LD	106	4.3	- 1.0
Lab to Con swing 9.1%	Maj	891	35.9 ●	
		735	29.6 ●	

Furzedown

1998 electorate %turnout		10,356	42.7	- 8.8
John F. Farebrother	**Lab**	**1,963**	**46.7**	**- 0.9**
Jane R. Briginshaw	**Lab**	**1,949**	**46.4**	**+ 2.8**
***Ian P. Hart**	**Con**	**1,896**	**45.1**	**- 2.9**
Margaret G. Hepburn	Lab	1,835	43.6	+ 1.5
Ian M. Cheshire	Con	1,812	43.1	- 2.9
Oliver A. Lodge	Con	1,794	42.7	- 1.8
Catherine L. Hill	LD	301	7.2	+ 1.0
Timothy J. Knight	LD	231	5.5	- 0.7
Richard D. Ekhsigian	Green	222	5.1	+ 1.0
David P. Patterson	LD	166	3.9	- 0.8
Lab to Con swing 3.6%	Maj	151	3.6 ●	
		137	3.3 ●	
		61	1.5 ●	

Graveney

1998 electorate %turnout		10,533	34.6	- 13.7
***Andrew R.A. Gibbons**	**Lab**	**1,732**	**50.3**	**+ 0.7**
Pamela R. Tatlow	**Lab**	**1,524**	**44.2**	**- 4.1**
Delawar T. Hosain	**Lab**	**1,481**	**43.0**	**- 3.7**
Mark A. Green	LD	1,150	33.4	+ 2.7
Simon A. James	LD	1,068	31.0	+ 3.3
Ulrica P. Zetterland	LD	952	27.7	+ 2.7
Ian P. Chandler	Con	673	19.5	- 0.9
David R. De Winton	Con	528	15.3	- 3.3
Sarah Whitehouse	Con	518	15.0	- 3.6
Martin D. Williams	Green	234	6.8	+ 2.0
Lab to LD swing 2.6%	Maj	582	16.9 ●	
		374	10.8 ●	
		331	9.6 ●	

Northcote

1998 electorate %turnout		9,100	40.5	- 9.6
***Clive Dixon**	**Con**	**2,288**	**63.2**	**+ 6.6**
***Gordon S. Passmore**	**Con**	**2,217**	**61.2**	**+ 4.0**
***Martin D. Johnson**	**Con**	**2,211**	**61.1**	**+ 5.1**
Tracey I. van Tongeren	Lab	948	26.2	- 0.3
Eric W. Joseph	Lab	883	24.4	- 2.0
Michael I. Lowhing	Lab	835	23.1	- 1.5
Charles H. Cronin	LD	335	9.3	- 0.3
Siobhan M. Vitelli	LD	286	7.9	- 0.5
Richard C.H. Allen	LD	237	6.5	- 1.5
Richmond A. Crowhurst	Green	207	5.7	- 1.7
Lab to Con swing 3.3%	Maj	1,340	37.0 ●	
		1,269	35.0 ●	
		1,263	34.9 ●	

Latchmere

1998 electorate %turnout		8,243	31.7	- 14.1
***Anthony J. Belton**	**Lab**	**1,233**	**52.5**	**- 1.2**
***Maurice Johnson**	**Lab**	**1,160**	**49.4**	**- 2.0**
***Samantha L. Heath**	**Lab**	**1,153**	**49.1**	**- 2.0**
*Alistair J. Crellin	Con	1,104	47.0	+ 3.0
Robert T.R. Mackay	Con	1,046	44.5	+ 1.6
Charles A.R. Walker	Con	959	40.8	+ 2.2
Henrietta Norman	LD	144	6.1	- 0.3
Derek Elsley	LD	128	5.5	- 0.6
Gordon Folkard	LD	118	5.1	- 0.7
Lab to Con swing 2.1%	Maj	129	5.5 ●	
		56	2.4 ●	
		49	2.1 ●	

Parkside

1998 electorate %turnout		5,931	45.3	- 10.9
Elizabeth Howlett	**Con**	**1,580**	**62.6**	**+ 6.3**
Jeremy Swan	**Con**	**1,425**	**56.4**	**+ 2.8**
Michael J. Tuer	Lab	876	34.7	- 2.0
Robert P. Unsworth	Lab	769	30.4	- 4.2
Catherine S. Devons	LD	205	8.1	- 2.0
David A. Berryman	LD	196	7.8	- 0.9
Lab to Con swing 3.8%	Maj	704	27.9 ●	
		549	21.7 ●	

Nightingale

1998 electorate %turnout		9,544	41.5	- 6.7
***Evelyn G. McDermott**	**Con**	**1,978**	**51.9**	**- 2.4**
***Maurice A.S. Heaster**	**Con**	**1,951**	**51.2**	**- 2.2**
***Ravindra P. Govindia**	**Con**	**1,913**	**50.2**	**- 3.2**
Michael J. Bell	Lab	1,469	38.6	+ 0.6
Annamarie M. Critchard	Lab	1,426	37.4	- 1.4
Lisa Wrigley	Lab	1,311	34.4	- 1.4
Christine A. Green	LD	281	7.4	- 2.4
Kerry Gormley	Green	240	6.3	
Karin Joachim	LD	215	5.6	- 3.4
Bruce W.D. Mackenzie	Green	214	5.6	
Ivor W. Strong	LD	202	5.3	- 3.7
Con to Lab swing 1.3%	Maj	509	13.3 ●	
		482	12.6 ●	
		444	11.6 ●	

Queenstown

1998 electorate %turnout		7,099	37.8	- 9.0
***Carol Humphries**	**Con**	**1,489**	**60.7**	**+ 4.8**
***Richard A.H. Vivian**	**Con**	**1,325**	**54.0**	**+ 1.6**
David R. Amos	Lab	997	40.6	+ 0.2
Hywel W. Lloyd	Lab	838	34.1	- 6.0
Joanna L. Martin-Kaye	LD	145	8.1	- 2.0
Ashley Jones	LD	114	7.8	- 0.9
Lab to Con swing 3.0%	Maj	704	27.9 ●	
		549	21.7 ●	

Roehampton

GAIN 3

1998 electorate %turnout		8,844	37.7	- 13.4
Thomas O.C. Harris	**Con**	**1,570**	**51.2**	**+12.9**
***Michael R.E. Simpson**	**Con**	**1,495**	**48.8**	**+10.6**
Hugh M.R. Lumby	**Con**	**1,491**	**48.7**	**+10.6**
Peter J. Ackhurst	Lab	1,346	43.9	- 6.8
Denis E, Meehan	Lab	1,282	41.8	- 8.8
Maureen D. Walsh	Lab	1,254	40.9	- 9.7
Nicholas W.M. Leggett	LD	293	9.6	- 2.5
Valerie Shelmerdine	LD	258	8.4	- 2.6
Patrick J. Wallace	LD	204	6.7	- 3.7
Lab to Con swing 3.3%	Maj	224	7.3 ●	
		149	4.9 ●	
		145	4.8 ●	

St John

GAIN 3

1998 electorate %turnout		9,908	34.3	- 10.9
Toby Beresford	**Con**	**1,729**	**56.3**	**+11.0**
Ronald D. Smith	**Con**	**1,637**	**53.3**	**+10.2**
Piers C. McCausland	**Con**	**1,603**	**52.2**	**+10.0**
*Aiden Grimes	Lab	1,275	41.5	- 9.2
*Derek R. Sutton	Lab	1,200	39.1	- 9.4
*Anthony E. Tuck	Lab	1,096	35.7	- 11.8
Andrew E. Crick	LD	248	8.1	- 0.1
Lily W. Stewart	LD	224	7.3	- 0.1
Alan S. Giles	LD	198	6.4	- 0.7
Lab to Con swing 10.3%	Maj	454	14.8 ●	
		362	11.8 ●	
		328	10.7 ●	

St Mary's Park

1998 electorate %turnout		9,123	40.3	- 10.0
***Adrian J. Flook**	**Con**	**2,104**	**57.9**	**+ 4.7**
John D. Hallmark	**Con**	**2,048**	**56.4**	**+ 4.5**
Simon P. Williams	**Con**	**1,952**	**53.7**	**+ 3.2**
Paul B.T. Comer	Lab	1,228	33.8	- 3.4
Toby W. Naish	Lab	1,180	32.5	- 3.7
Yemi Odemo	Lab	1,114	30.7	- 4.7
Caroline M. Austin	Green	259	7.1	+ 1.6
David R. Owen-Jones	LD	223	6.1	- 0.9
Christopher R. Woodley	LD	160	4.4	- 1.7
Sanjay Samani	LD	117	3.2	- 2.3
Lab to Con swing 4.0%	Maj	876	24.1 ●	
		820	22.6 ●	
		724	19.9 ●	

Shaftesbury

1998 electorate %turnout		10,096	37.8	- 11.2
Philip W. Beddows	**Con**	**2,063**	**55.3**	**- 1.8**
James A. Cousins	**Con**	**2,002**	**53.6**	**- 3.3**
***Guy J.B. Senior**	**Con**	**1,994**	**53.4**	**- 2.8**
Christine J. Eccles	Lab	1,321	35.4	- 2.4
Anastasia T. Chrysos	Lab	1,277	34.2	- 0.6
Richard J. Moir	Lab	1,199	32.1	+ 0.1
Penelope Umbers	LD	262	7.0	- 2.3
Pauline J. Illsley	Green	238	9.0	
John E. Barnett	LD	211	5.7	- 2.3
James P. Sparling	LD	153	4.1	- 3.9
Con to Lab swing 1.0%	Maj	742	19.9 ●	
		681	18.2 ●	
		673	18.0 ●	

Southfield

1998 electorate %turnout		10,457	44.2	- 12.2
Stephen B.S. Lorch	**Con**	**2,554**	**58.8**	**+ 7.3**
Janice V. Leigh	**Con**	**2,536**	**58.3**	**+ 9.2**
Nicholas R.S. Longworth	**Con**	**2,503**	**57.6**	**+10.6**
Keir J. Fitch	Lab	1,520	35.0	- 0.2
*Pauline J. Brueske	Lab	1,448	33.3	+ 0.4
Gavin P. Reddin	Lab	1,369	31.5	- 1.1
Anna M.L. Ahmed	LD	428	9.8	+ 1.6
James R. Durrant	LD	389	8.9	+ 1.3
Anthony K. Burrett	LD	293	6.7	0.0
Lab to Con swing 4.7%	Maj	1,043	23.8 ●	
		1,016	23.3 ●	
		983	22.6 ●	

Springfield

1998 electorate %turnout		10,658	41.8	- 9.1
***Katharine R. Tracey**	**Con**	**2,459**	**56.6**	**+ 4.4**
***Margaret A. Mervis**	**Con**	**2,401**	**55.3**	**+ 3.5**
***John R. Garrett**	**Con**	**2,397**	**55.2**	**+ 3.2**
Bob Bayman	Lab	1,519	35.0	- 0.4
Paul A. Baverstock	Lab	1,443	33.2	- 2.2
Dominic P. McElroy	Lab	1,435	33.1	- 1.0
Arminel P. Fennelly	LD	255	5.9	- 2.5
Jayne E. Martin-Kaye	LD	231	5.3	- 1.9
Samantha Guy	Green	223	5.1	- 0.9
Christopher R. Salaman	LD	215	5.0	- 0.6
Lab to Con swing 2.5%	Maj	940	21.6 ●	
		882	20.3 ●	
		878	20.2 ●	

Thamesfield

1998 electorate %turnout		10,348	40.7	- 8.8
Roger N. Bird	**Con**	**2,566**	**64.4**	**+ 3.2**
***Edward J.U. Lister**	**Con**	**2,551**	**64.0**	**+ 2.8**
***Lois M. Lees**	**Con**	**2,543**	**63.8**	**+ 8.7**
Marcia J. Davies	Lab	1,034	25.9	- 3.1
Christopher E. Locke	Lab	1,029	25.8	- 2.9
Muzaffar-Ud-Din A. Khan	Lab	864	21.7	- 7.0
Simon O. Campbell-Jones	LD	516	12.9	- 1.7
Moira R. Sanders	LD	480	12.0	+ 0.5
Martha Zantides	LD	374	9.4	- 1.6
Lab to Con swing 4.6%	Maj	1,532	38.5 ●	
		1,517	38.1 ●	
		1,509	37.9 ●	

Tooting

1998 electorate %turnout		10,261	34.6	- 11.5
***Sadiq A. Khan**	**Lab**	**1,835**	**55.7**	**- 3.5**
Jane M. White	**Lab**	**1,793**	**54.5**	**- 4.6**
Stuart T. King	**Lab**	**1,765**	**53.6**	**- 3.8**
Gregory L.G. Barker	Con	986	30.0	- 3.0
Margaret S. Heriot	Con	970	29.5	- 3.5
Andrew Scantlebury	Con	891	27.1	- 4.6
Michael A. Clifton	LD	333	10.1	+ 0.3
Ignatius J.T. Kane	LD	279	8.5	+ 0.1
Rajeev K. Thacker	Green	260	7.9	
Robert J. Bunce	LD	244	7.4	- 0.2
No swing	Maj	849	25.7 ●	
		807	24.5 ●	
		779	23.6 ●	

West Hill

1998 electorate %turnout		6,143	41.7	- 13.6
***Beryl Jeffery**	**Con**	**1,462**	**61.1**	**+ 4.2**
***Malcolm C. Grimston**	**Con**	**1,441**	**60.3**	**+ 5.0**
Robert Knowles	Lab	702	29.3	- 6.6
*Duncan E. Braithwaite	Lab	689	28.8	- 6.8
Jamie M. Angus	LD	251	10.5	+ 2.4
Laurence G. Spicer	LD	238	10.0	+ 2.1
Lab to Con swing 5.7%	Maj	760	31.7 ●	
		739	30.9 ●	

West Putney

1998 electorate %turnout		9,743	38.5	- 11.0
***Duncan W. Hawkins**	**Con**	**2,347**	**68.1**	**+ 4.6**
Martin N. Calderbank	**Con**	**2,205**	**64.0**	**+ 1.1**
***Nadhim Zahawi**	**Con**	**1,979**	**57.4**	**- 1.4**
Maureen D. Booker	Lab	1,141	33.1	+ 0.1
Donald J. Roy	Lab	928	26.9	- 3.7
Alan B. Petrides	Lab	889	25.8	- 3.5
Andrew J. Cunningham	LD	317	9.2	+ 1.2
Allen N. Johnston	LD	272	7.9	+ 0.2
Katherine Riviere	LD	258	7.5	+ 1.3
Lab to Con swing 2.0%	Maj	1,206	35.0 ●	
		1,064	30.9 ●	
		838	24.3 ●	

Summary of election results

	Year	Elec	%Poll	Con	Lab	LD	Green	Other
Balham	1998	9,260	41.3	54.8	31.9	6.9	6.4	
	1994	9,039	51.1	53.9	38.1	8.0		
Bedford	1998	9,642	40.5	48.0	38.5	6.0	7.5	
	1994	9,642	48.9	44.7	40.4	6.2	6.4	2.4
Earlsfield	1998	6,731	43.7	54.6	35.9	4.6	4.9	
	1994	6,591	53.1	51.6	40.5	5.2		2.7
East Putney	1998	10,303	35.7	61.9	27.3	10.8		
	1994	10,039	45.3	58.8	31.3	9.9		
Fairfield	1998	5,995	44.5	63.7	30.8	5.6		
	1994	5,978	58.4	54.5	39.8	5.7		
Furzedown	1998	10,356	42.7	43.6	45.6	5.5	5.3	
	1994	10,660	51.5	46.2	44.4	5.7	3.7	
Graveney	1998	10,533	34.6	16.6	45.9	30.7	6.8	
	1994	10,105	48.3	19.2	48.2	27.8	4.8	
Latchmere	1998	8,243	31.7	44.1	50.3	5.5		
	1994	8,270	45.8	41.8	52.1	6.1		
Nightingale	1998	9,544	41.5	51.1	36.8	6.1	6.0	
	1994	9,411	48.2	53.7	36.9	9.4		
Northcote	1998	9,100	40.5	61.8	24.5	7.9	5.7	
	1994	8,980	50.1	56.6	25.8	7.9	9.6	
Parkside	1998	5,931	45.3	59.5	32.6	7.9		
	1994	5,904	56.2	55.0	35.6	9.4		
Queenstown	1998	7,099	37.8	57.3	37.4	5.3		
	1994	6,916	46.8	54.2	40.2	5.6		
Roehampton	1998	8,844	37.7	49.6	42.2	8.2		
	1994	8,929	51.1	38.2	50.6	11.2		
St John	1998	9,908	34.3	54.0	38.8	7.3		
	1994	9,332	45.2	43.5	48.9	7.6		
St Mary's Park	1998	9,123	40.3	56.0	32.3	4.6	7.1	
	1994	9,052	50.3	51.9	36.2	6.4	5.5	
Shaftesbury	1998	10,096	37.8	54.1	33.9	5.6	6.4	
	1994	9,927	49.0	56.7	34.5	8.8		
Southfield	1998	10,457	44.2	58.2	33.3	8.5		
	1994	10,035	56.4	49.2	33.6	7.5	6.0	3.7
Springfield	1998	10,658	41.8	55.7	33.8	5.4	5.1	
	1994	10,488	50.9	52.0	35.0	7.1	6.0	
Thamesfield	1998	10,348	40.7	64.1	24.5	11.5		
	1994	10,063	49.5	59.2	28.8	12.0		
Tooting	1998	10,261	34.6	28.8	54.6	8.7	7.9	
	1994	10,103	46.1	32.8	58.6	8.6		
West Hill	1998	6,143	41.7	60.7	29.1	10.2		
	1994	6,163	55.3	56.1	35.8	8.0		
West Putney	1998	9,743	38.5	63.2	28.6	8.2		
	1994	9,556	49.5	61.7	31.0	7.3		

Councillors and wards

1.	● Ian Hart	Furzedown	61	1.5
2.	● Samantha Heath	Latchmere	49	2.1
3.	● Maurice Johnson	Latchmere	56	2.4
4.	● Sheldon Wilkie	Bedford	124	3.3
5.	● Jane Briginshaw	Furzedown	137	3.3
6.	● John Farebrother	Furzedown	151	3.6
7.	● Hugh Lumby	Roehampton	145	4.8
8.	● Michael Simpson	Roehampton	149	4.9
9.	● Tony Belton	Latchmere	129	5.5
10.	● Tom Harris	Roehampton	224	7.3
11.	● Stewart Finn	Bedford	272	7.3
12.	● Colin Dawe	Bedford	333	8.9
13.	● Del Hossain	Graveney	331	9.6
14.	● Piers McCausland	St John	328	10.7
15.	● Pam Tatlow	Graveney	374	10.8
16.	● Ravi Govindia	Nightingale	444	11.6
17.	● Ron Smith	St John	362	11.8
18.	● Maurice Heaster	Nightingale	482	12.6
19.	● Evelyn McDermott	Nightingale	509	13.3
20.	● Richard Vivian	Queenstown	328	13.4
21.	● Chaz McNaught-Davis	Earlsfield	394	14.1
22.	● Toby Beresford	St John	454	14.8
23.	● Andy Gibbons	Graveney	582	16.9
24.	● Guy Senior	Shaftesbury	673	18.0
25.	● James Cousins	Shaftesbury	681	18.2
26.	● Simon Williams	St Mary's Park	724	19.9
27.	● Philip Beddows	Shaftesbury	742	19.9
28.	● Carol Humphries	Queenstown	492	20.1
29.	● John Garrett	Springfield	878	20.2
30.	● Margaret Mervis	Springfield	882	20.3
31.	● Andrew White	Balham	795	21.1
32.	● Lola Ayonrinde	Balham	795	21.1
33.	● Kathy Tracey	Springfield	940	21.6
34.	● Jeremy Swan	Parkside	549	21.7
35.	● Angela Graham	Earlsfield	623	22.2
36.	● Guy Hurley	Balham	847	22.4
37.	● John Hallmark	St Mary's Park	820	22.6
38.	● Nick Longworth	Southfield	983	22.6
39.	● Jan Leigh	Southfield	1,016	23.3
40.	● Stuart King	Tooting	779	23.6
41.	● Stephen Lorch	Southfield	1,034	23.8
42.	● Adrian Flook	St Mary's Park	876	24.1
43.	● Nadhim Zahawi	West Putney	838	24.3
44.	● Jane White	Tooting	807	24.5
45.	● Sadiq Khan	Tooting	849	25.7
46.	● Elizabeth Howlett	Parkside	704	27.9
47.	● Tessa Strickland	Fairfield	735	29.6
48.	● Brian Prichard	East Putney	1,053	30.7
49.	● Malcolm Grimston	West Hill	739	30.8
50.	● Martin Calderbank	West Putney	1,069	30.9
51.	● Diana Whittingham	East Putney	1,079	31.5
52.	● Beryl Jeffrey	West Hill	760	31.7
53.	● Leslie McDonnell	East Putney	1,168	34.1
54.	● Martin Johnson	Northcote	1,263	34.9
55.	● Duncan Hawkins	West Putney	1,206	35.0
56.	● Gordon Passmore	Northcote	1,269	35.0
57.	● Vanessa Graham	Fairfield	891	35.9
58.	● Clive Dixon	Northcote	1,340	37.0
59.	● Lois Lees	Thamesfield	1,509	37.9
60.	● Edward Lister	Thamesfield	1,517	38.1
61.	● Roger Bird	Thamesfield	1,532	38.5

Labour: 11 seats

Tooting	3 Lab	812	24.6
Graveney	3 Lab	429	12.4
Furzedown	2 Lab	144	3.5
Latchmere	3 Lab	78	3.3

Conservative majority: 39 seats

Furzedown	1 Con	71	61
Roehampton	3 Con	173	5.7
Bedford	3 Con	243	6.5
St John	3 Con	381	12.4
Nightingale	3 Con	478	12.5
Queenstown	2 Con	410	16.8
Earlsfield	2 Con	509	18.2
Shaftesbury	3 Con	699	18.7
Springfield	3 Con	900	20.7
Balham	3 Con	812	21.5
St Mary's Park	3 Con	807	22.2
Southfield	3 Con	1,011	23.2
Parkside	2 Con	627	24.8
West Putney	3 Con	1,036	30.1
West Hill	2 Con	750	31.3
East Putney	3 Con	1,100	32.1
Fairfield	2 Con	813	32.8
Northcote	3 Con	1,291	35.6
Thamesfield	3 Con	1,519	38.2

Conservatives: 50 seats

Incoming and outgoing councillors

Councillors newly elected (27)

- Philip Beddows (Shaftesbury)
- Toby Beresford (St John)
- Roger Bird (Thamesfield)
- Jane Briginshaw (Furzedown)
- Martin Calderbank (West Putney)
- James Cousins (Shaftesbury)
- John Farebrother (Furzedown)
- Stewart Finn (Bedford)
- John Hallmark (St Mary's Park)
- Tom Harris (Roehampton)
- Guy Hurley (Balham)
- Stuart King (Tooting)
- Jan Leigh (Southfield)
- Nick Longworth (Southfield)
- Stephen Lorch (Southfield)
- Hugh Lumby (Roehampton)
- Piers McCausland (St John)
- Leslie McDonnell (East Putney)
- Charles McNaught-Davis (Earlsfield)
- Ron Smith (St John)
- Tessa Strickland (Fairfield)
- Jeremy Swan (Parkside)
- Pam Tatlow (Graveney)
- Andrew White (Balham)
- Jane White (Tooting)
- Sheldon Wilkie (Bedford)
- Simon Williams (St Mary's Park)

Councillors returning (1)

- Del Hosain (Graveney)

Councillors standing down (21)

- Philip Bastiman (St Mary's Park)
- Margaret Calcott-James (East Putney)
- William Donald-Adkin (Balham)
- John Gallagher (Furzedown)
- Paul Green (Southfield)
- John Grimshaw (Earlsfield)
- Mary Holben (West Putney)
- Peter Kennerley (Bedford)
- Jean Lucas (Bedford)
- Charles McFall (Balham)
- Shona McIsaac MP (Tooting)
- Thomas Morony (Fairfield)
- Catherine Prichard (Graveney)
- Christopher Reilly (St Mary's Park)
- Bernard Rosewell (Tooting)
- Dominic Rossi (Southfield)
- Christopher Sadler (Shaftesbury)
- Josephine Sedgwick (Parkside)
- John Slater (Roehampton)
- Christine Thompson (Southfield)
- Martin Winter (Nightingale)

Councillors defeated (7)

- Duncan Braithwaite (Graveney, standing in West Hill)
- Pauline Brueseke (Roehampton, standing in Southfield)
- Alistair Crellin (Shaftesbury, standing in Latchmere)
- Aiden Grimes (St John)
- Derek Sutton (St John)
- Vera Thompson (Roehampton, standing in Balham)
- Tony Tuck (St John)

By-elections: 1998-2002

West Putney

Thursday 2 July 1998
Caused by the death of Cllr Duncan Hawkins, Con
No change

1998 electorate %turnout		9,743	26.3	- 12.2
Bryan A.F. Burn	**Con**	**1,561**	**61.1**	**- 2.2**
Paul A. Baverstock	Lab	755	29.6	+ 1.0
Susan Shocket	LD	193	7.6	- 0.6
Tracey Thorn	Green	45	1.8	
Con to Lab swing 1.6%	Maj	805	31.5	

Balham

Thursday 1 July 1999
Caused by the resignation of Cllr Revd Andrew White, Con
No change

1999 electorate %turnout		9,743	21.2	- 20.1
Richard Longmore	**Con**	**1,136**	**57.5**	**+ 2.7**
Martin C. Tupper	Lab	596	30.2	- 1.7
Matthew G. Green	LD	125	6.3	- 0.6
John M. Rattray	Green	109	5.5	- 0.9
Edward D. Larkin	Ind	10	0.5	
Con to Lab swing 2.2%	Maj	540	27.3	

The boundary review of 2002

The boundary review that came into effect for the elections of 2002 reversed most of the changes that had been implemented in 1978. It abolished the 2-member wards and reduced to sixty councillors.

All wards with the exception of Southfield had their boundaries altered and even this ward did not escape entirely: it became Southfields.

The biggest change was in the middle of the borough, where Earlsfield and Springfield were reorinented. Earlsfield now ran most of the length of Garratt Lane, while a new Wandsworth Common ward covered the uphill neighbourhoods.

In Battersea, St John ward was abolished and split up: parts landed in Fairfield, Latchmere, Northcote, St Mary's Park, Shaftesbury and Wandsworth Common.

Fairfield regained a third councillor, the St John's Hill area and a little part of East Putney, its boundaries forming a distinctive cross in the centre of the borough.

In Putney, West Hill also regained a third seat while Parkside was abolished. Roehampton gained Putney Heath and Roehampton Village. Other wards were only altered in relatively minor ways.

Had these new wards been contested in 1998, the results would likely have been identical, with the Conservatives bearing the one seat reduction in overall council size:

Conservative: 49 seats

3 in Balham, 3 in Bedford, 3 in Earlsfield, 3 in East Putney,
3 in Fairfield, 1 in Furzedown, 3 in Nightingale,
3 in Northcote, 3 in Queenstown, 3 in Roehampton,
3 in St Mary's Park, 3 in Shaftesbury, 3 in Southfields,
3 in Thamesfield, 3 in Wandsworth Common,
3 in West Hill, 3 in West Putney

Labour: 11 seats

2 in Furzedown, 3 in Graveney, 3 in Latchmere,
3 in Tooting

Old ward	New ward	split
Balham	Balham	100.0
Bedford	Bedford	
	Nightingale	
Bedford	Bedford	100.0
Earlsfield	Earlsfield	
	Wandsworth Common	
East Putney	East Putney	
	Fairfield	
	West Putney	
Fairfield	Fairfield	
	Wandsworth Common	
Furzedown	Furzedown	
	Graveney	
Graveney	Graveney	
	Tooting	
Latchmere	Latchmere	
	Queenstown	
	St Mary's Park	
Nightingale	Nightingale	
	Wandsworth Common	
Northcote	Northcote	
	Balham	
Parkside	West Hill	100.0
Queenstown	Queenstown	100.0
Roehampton	Roehampton	100.0
St John	Fairfield	
	Latchmere	
	St Mary's Park	
	Wandsworth Common	
	Shaftesbury	
St Mary's Park	St Mary's Park	
	Queenstown	
Shaftesbury	Shaftesbury	100.0
Southfield	Southfields	100.0
Thamesfield	Thamefield	
	West Putney	
Tooting	Tooting	
	Nightingale	
West Hill	West Hill	
	East Putney	
West Putney	West Putney	
	Roehampton	

Map of wards: 2002 to 2022

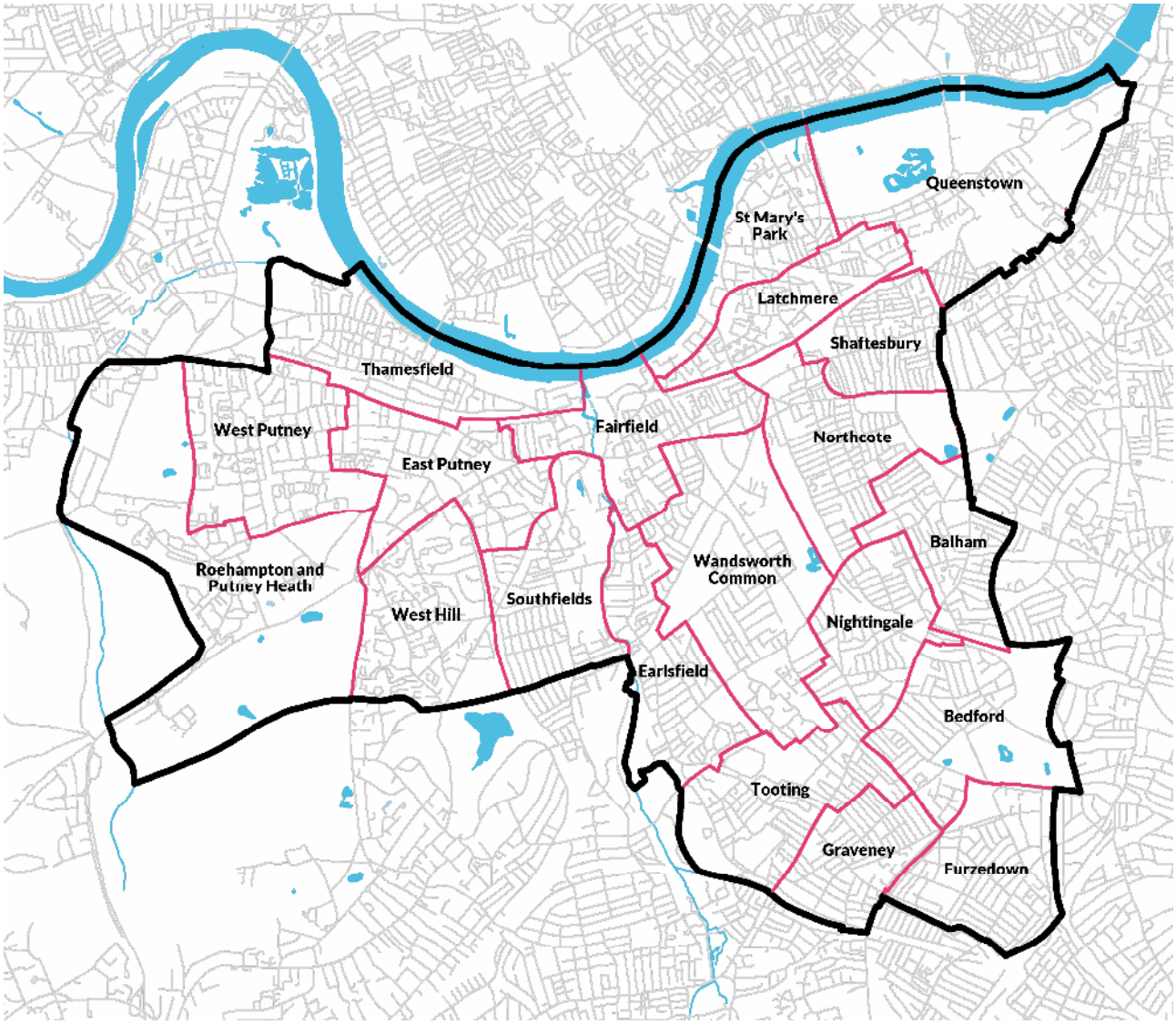

2002

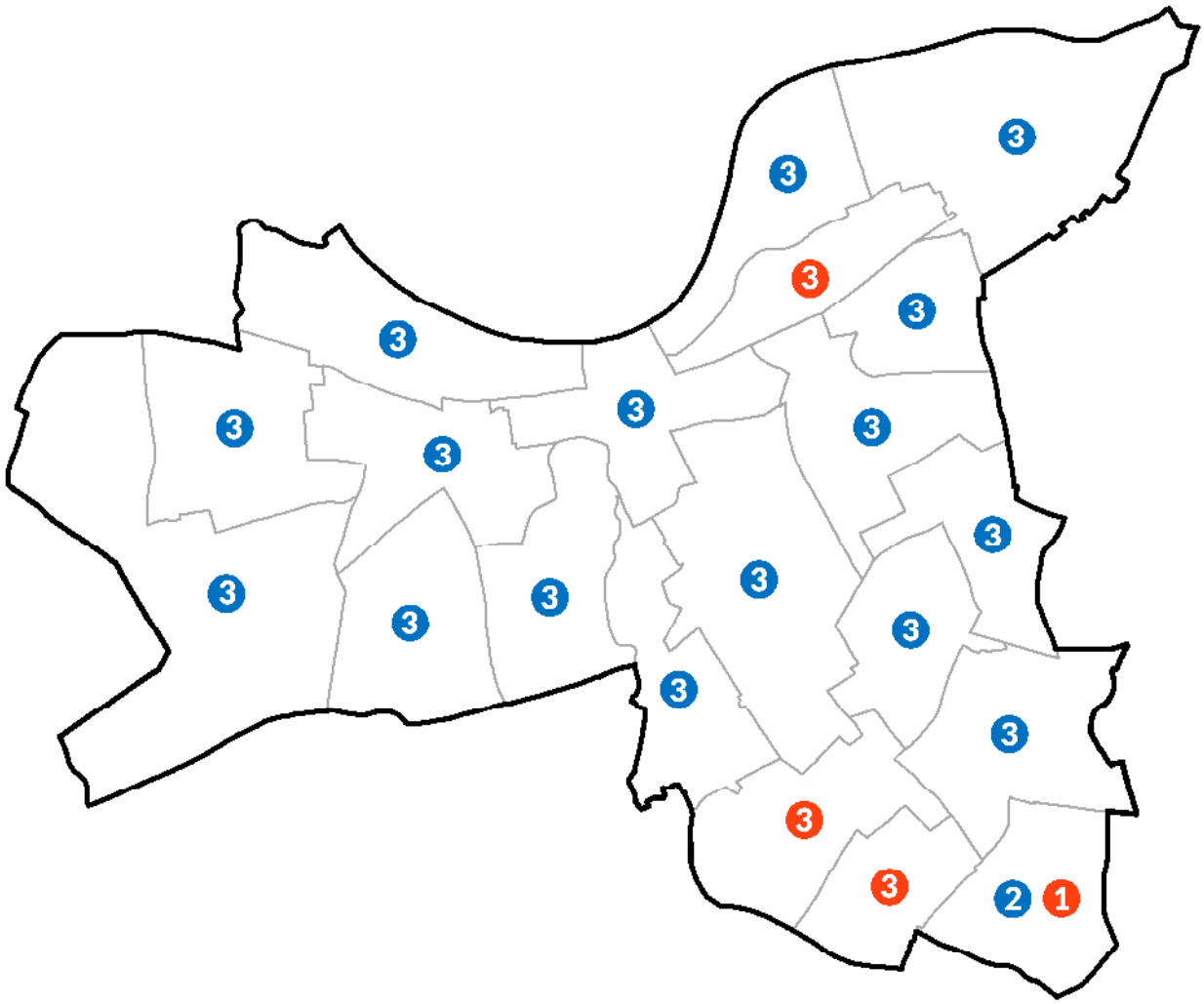

Conservatives	**40**
Labour	**10**

Bloody nose for Blair in poll vote but Tories are still on the ropes

By Charles Reiss
Political Editor

A NIGHT of election mayhem left Tony Blair with a bloody nose in London today — and scored two north of England gains for the far-Right British National Party.

Labour lost four boroughs in the capital in an ominous sign that the party could be beginning to pay the penalty for soaring street crime and run-down transport and other services.

However, in the town hall elections nationwide, Labour broadly held on and the Conservatives, despite some local successes, failed to make a breakthrough to boost the leadership of Iain Duncan Smith.

The BNP saw two councillors elected in Burnley, their first representatives since they briefly held one seat in Millwall in 1993. A recount was underway in a third ward in the town.

However, the party failed to make inroads in their other prime target, Oldham, and in their handful of targets in London their support ranged from 10 per cent at best down to a derisory two per cent.

By 7am this morning with almost all the results in from 174 councils in contention, Labour had lost 13 authorities, but gained four. The Conservatives had gained 16 but lost six. And the Liberal Democrats had captured half-a-dozen but lost four.

A higher than expected turnout of 35 per cent saw Tory and Labour support neck and neck at 34 and 33 per cent, with the Liberal Democrats not far behind at 27 per cent.

Shadow chancellor Michael Howard conceded that his party still had far to go to be realistic challengers at the next general election.

He pointed out that Mr Duncan Smith, facing his first election test as leader, had been in charge for little more than seven months. And he went on: "Of course we have got a long march. We know that and we are running our strategy on that basis."

The Conservatives began to make a comeback in the key battleground of the London suburbs — above all in Enfield, in a contest dubbed Portillo's Revenge. In the territory where the then Tory defence secretary gave Labour its biggest coup of the 1997 General Election, the Conservatives today were back in control after eight years of Labour rule.

The Tories also captured Richmond-on-Thames from the Liberal Democrats, and Barnet and Redbridge, which had been under no overall control. Labour casualties included Waltham Forest, Harrow, and Lambeth. But the party held on in Croydon, where Mr Blair had launched Labour's local campaign and which had been a prime Tory target. They also gained the borough of Bexley.

Further afield, the Conservatives proved unable to capture their target authorities of Birmingham, Basildon, and Bradford, where Mr Duncan Smith had campaigned. And they lost two of their traditional heartland councils, Worthing and Eastbourne to the Lib-Dems.

The only clear truth was that Mr Blair, Mr Duncan Smith and the Liberal Democrats' Charles Kennedy still have all to play for before the next election.

Perhaps the biggest setback for the Government was the collapse into farce of the attempt to bring in directly elected mayors to back up the example of Ken Livingstone. To the consternation of ministers, the contest in Peter Mandelson's home base of Hartlepool, was won by an independent "monkey" candidate.

STATE OF THE PARTIES IN ENGLAND

Party	Number of councils controlled	Change in councils controlled*	Number of councillors elected	Change in councillors elected*
Lab	58	-9	2,187	-290
Con	42	+9	1,891	+211
LibDem	15	+2	1,200	+25
Ind	0	0	108	-72
BNP	0	0	2	+2
Others	2	+2	94	+1
NOC**	51	-4	-	-

*Change since 1998 local elections ** No overall control

More reports: Pages 6-9 and 65-67

Two killed as Israelis sweep back into Nablus

Standard Foreign News Desk

ISRAELI troops and armoured vehicles raided the West Bank city of Nablus today as the US stepped up diplomatic efforts to cool the conflict.

In Washington, Secretary of State Colin Powell said preparations were under way for a peace conference this summer but no venue or date had been set.

In the Nablus raid, which the Israeli army said was "to prevent terror attacks", a Palestinian policeman and another man were killed when a gun battle broke out.

Israeli soldiers took over several buildings and were reported to have arrested up to 15 Palestinians. The army said its troops would leave at the end of the mission.

The latest violence erupted as UN Secretary General Kofi Annan disbanded a UN investigation into what Palestinians claim was a massacre by Israeli troops in the Jenin refugee camp in the West Bank last month.

President Bush put an optimistic spin on the crisis gripping the region since the collapse of peace talks shortly before the outbreak of the Palestinian uprising against Israeli occupation 19 months ago.

After meeting EU leaders, Mr Bush said he believed progress is being made towards ending the violence and spoke about a US-European vision of a Palestinian state living side by side in security with Israel.

Siege pair are Hamas terrorists: Page 18

Postal strike threat stays

By Mark Benham

LONDON still faces the threat of a huge post strike despite an agreement to stop national action next week.

The Communication Workers Union last night withdrew its plans to hold a one-day strike on Wednesday after securing a deal separating pay talks from changes to working practices.

But militant London CWU leaders will today re-emphasise the industrial relations crisis at Consignia by launching a ballot process for separate strikes in the capital.

PM was target of IRA assassins

By Wayne Veysey

TONY BLAIR personally sanctioned an operation to capture three Real IRA terrorists after being told they had targeted him for assassination.

He approved the sting with the blunt order: "Get them" after being briefed by MI5 of their bid to buy explosives and firearms for terrorist attacks and assassination bids in Britain.

They were after 11,000lb of plastic explosive, 500 handguns, 200 rocket-powered grenades, a wire-guided missile and two sniper rifles.

Mr Blair was warned in 1999 that he headed a Real IRA hit list and was being targeted for a Day of the Jackal-style assassination. The would-be killer was a former French Legionnaire renowned as a weapons expert. A year later MI5 was warned by an agent, given the name David Rupert, that the Real IRA was about to seek money from a foreign government. After being told of the terrorists' objectives by MI5 chief Sir Stephen Lander, Mr Blair issued his order to have the main players seized.

Yesterday all three — Fintan O'Farrell, 39, Michael McDonald, 44, and Declan Rafferty, 42 — pleaded guilty to conspiracy to cause an explosion in Britain or Ireland between February and July last year. They also admitted five further charges of "inviting" or "entering into an arrangement for the provision" of money and weapons for the purpose of terrorism. The men, from County Louth, Ireland, will be sentenced on Tuesday. McDonald is a close aide of Michael McKevitt, the man alleged to head the Real IRA, The Sun said. The three were arrested in a meticulously planned operation carried out by MI5 agents posing as arms dealers. They joined Britain's external secret service MI6, and Scotland Yard, to trick McDonald, O'Farrell and Rafferty into believing they were dealing with representatives of Iraqi dictator Saddam Hussein.

A senior MI5 officer, identified only as Witness E, told Woolwich Crown Court: "McKevitt and the Real IRA were preparing to approach some foreign government." In April last year the terrorists presented a shopping list of equipment at a restaurant in Slovakia. They were arrested in Slovakia in July and extradited to Britain.

Blair on his special relationship with the Queen: Page 14

Patrolling Afghan's battlefield with The Beast

By Chris Stephen with the Royal Marines

LIKE in a scene from the film Mad Max, the Royal Marines are deploying their latest weapons today on the plains of Afghanistan — beige, stripped-down Land Rovers, bristling with weapons.

These vehicles bring a huge feeling of power to the men. With machineguns fore and aft and anti-tank rockets for the persistent offenders, the Land Rovers race around the plains of southern Afghanistan protecting the main base of Operation Snipe — an assault by 1,000 Marines on al-Qaida strongholds.

Officially, these Land Rovers are called WMIK — Weapons Mounted Installation Kit. To their crews they are called simply The Beast.

One machinegun sits by the driver, in the space most people would have their CD player. In the back stands a gunner at the trigger of a second machinegun.

"Standing up here you definitely feel like the biggest boy in the playground," says machinegunner Rob Williams, a 21-year-old Marine. "We see a threat, we go tearing off the desert."

The Beast encompasses the Marines' philosophy of being hard and fast: it has no armour plating, relying instead on its weapons and speed.

At the feet of Williams are anti-tank rockets to take on enemy vehicles, and smoke rockets to hide a quick getaway. So hardy is their build that the Beasts need no roads — they bounce along the dusty plain. "There's just nothing like it, it's a great piece of kit," says Williams, who's only frustration is that he will never get to cruise the streets of his home town, Hemel Hempstead, in it.

The focus for the Marines' patrols is a small patch of rock and dust called Forward Operating Base Taylor, the supply hub for their offensive. Every few minutes Chinook helicopters bring in supplies and men to be sent off to the mountains in the south east where the Marines are dug in.

The job of The Beasts is simple: with most of the heavy guns and manpower in the mountains, protecting the base means hitting any threat before it can hit the base.

Inside

Londoner's Diary	10
Editorial Comment	11
Zoe Williams	13
Letters	26
Life&Style	27
Arts	35
Brian Sewell	38
TV Review	45
TV & Radio	47-53
Horoscopes & Crossword	63
Free aerial photograph — token	64
Recipe	64
Travel	71
Business Day	77
Sport	81

Today

WIN tickets to see CHICAGO starring Denise Van Outen

See Page 51

Business Day Starts Page 77

Free Tuesday

Weather

Tonight: Showers clearing but cool northerly breeze
Weekend: Mostly dry and cloudy with some sunny spells and the occasional shower
Full details Page 64

Tomorrow
London 15°C

This is LONDON Evening Standard Online www.thisislondon.co.uk
Your Standard, 24 hours a day, 7 days a week

If your copy of today's Evening Standard did not contain your ES Magazine, ESwheels or Emirates guide please call the Helpline on Freephone 08000 154154. One of our customer service executives will be pleased to help you.

Enjoy your Bank Holiday. The Evening Standard is back on Tuesday

HOW LONDON VOTED

The new political map of the capital

RESULTS

	Number of councils	Change on 1998
Lab	15	-3
Con	8	+4
LD	3	+4
NOC (No overall control)	6	-2

	Number of councillors	Change on 1998
Lab	862	-178
Con	648	+110
LD	316	+15
BNP	0	0
Other	29	-9

Postal vote boosts turnout

By Patrick Hennessy
Deputy Political Editor

A MOVE to postal voting helped boost turnout in the local elections — but other experiments, including electronic balloting, had little if any impact on polling levels.

Areas which abandoned the ballot box and forced people to vote by post generally saw big increases in turnout, which rose to 53 per cent in Stevenage compared with 29 per cent under the old system in 2000.

Havering, another all postal council, saw turnout hit 46 per cent — well up on the London average. Overall, postal-balloting councils saw turnout rise by an impressive 28 per cent on 2000.

However, the exception was Hackney, where an over-complex postal system and the council's reputation for mismanagement saw the proportion voting hit only 33 per cent.

Electronic voting, where people made their choices on computer screens, saw an average increase of only five per cent in turnout over 2000, compared with a four per cent rise in areas which used traditional ballot-box methods. On-line voting over the internet was an even worse performer, boosting turnout by an average of one per cent.

Elderly voters were unimpressed in Newham, one of the areas pioneering electronic systems, in a project masterminded by the US polling gurus responsible for the "hanging chad" fiasco in Florida. Thomas Teighe, 80, went home after being confronted by a futuristic machine known as The Edge. He said: "I haven't got time to muck about. I'm an old man. There's a reason why people all over the world put an 'X' in the box — it's simple and it works. This is crackpot."

Other methods of voting being pioneered in 29 authorities included text messaging by mobile phone in parts of Liverpool and Sheffield, as well as phoning in votes on a land-line telephone.

Many councils allowed early voting before yesterday's official voting day and extended the hours polling stations were open. Ministers are now likely to encourage a wider take-up of postal voting, with some MPs urging the scrapping of ballot boxes altogether in favour of elections by mail. They are also expected to press ahead with internet and electronic voting, despite the failure to make big advances in turnout using these methods.

There were also reports today that the Government is considering backing moves making voting in general elections compulsory.

Advance ballots

TWO London boroughs, Havering and Stevenage, used only postal votes. Voters, including the house-bound and military personnel, received ballots in advance and had to return them in time for the count — with turnouts increasing in both area. Both councils were able to declare results hours earlier.

'Smart' cards

IT could be the end of the ballot paper — an electronic "smart card" given to each voter. Instead of a pencil, voters in Newham used the electronic polling card and a touch-screen computer. The result came in faster — and there were no disputed ballots but some older voters were reluctant to use the system.

Text messages

TEXT voting was tried in Sheffield and Liverpool, where voters who registered were given a password and a code for each candidate — all of which had to be texted on their mobile phone. But the system came under strain as people retried to text their vote when their return confirmation message was late.

Victorious: Stuart Drummond, dressed as his alter ego H'Angus the monkey, won support as mayor from Hartlepool MP Peter Mandelson

Club mascot makes a monkey out of Tony Blair's mayor dream

By Patrick Hennessy
Deputy Political Editor

ONE of Tony Blair's most cherished political projects descended into farce today when a man in a monkey suit became one of Britain's first directly elected mayors.

Stuart Drummond, whose alter ego is H'Angus the monkey mascot of Hartlepool Football Club, beat off Labour on a manifesto which included free bananas for schoolchildren. Mr Drummond, who as H'Angus has been ejected from two away grounds for lewd behaviour, takes up the top civic post with a salary of £53,000 a year.

His victory, the headline grabber among seven contests for mayors, undermined the entire project, which was strongly backed by Mr Blair as a way of bringing democracy closer to voters.

Mr Drummond's victory, which saw him defeat Labour's Leo Gillen by more than 600 votes, won him the congratulations of Hartlepool's MP, former Cabinet minister Peter Mandelson, who praised him as "very committed". Mr Mandelson added: "I will operate with you in every way I can." He told reporters: "Stuart's campaign was not about monkeys, it was about real people, their aspirations, their hopes and their fears, particularly young people of this town."

Labour chairman Charles Clarke, however, admitted that the victory could force ministers to rethink their mayoral policy. He referred to yesterday's mayoral elections as a "pilot scheme" and added: "I think the monkey case is a serious issue."

Mr Drummond appeared to be making a late bid for political respectability, leaving his monkey suit at home and wearing a suit for his acceptance speech, as well as stressing education issues and the closure of a local leisure centre. Elsewhere in the Mayoral contests, the main focus of interest was Middlesbrough, when so-called "Robocop" Ray Mallon was discovering today if he had beaten Labour.

The former Cleveland Police chief superintendent has been credited with bringing US-style zero-tolerance policing to Britain.

Liberal Democrat Dorothy Thornhill won a three-way fight to become mayor of Watford, but elsewhere it was a string of unbroken victories for Labour, with most contests taking place in areas of strong support for Mr Blair's party. Turnout was unimpressive with most contests being voted on by less than 30 per cent of the electorate.

Labour slumps but Tory revival hopes dashed

By Colin Freeman

TORY dreams of a spectacular revival in London were dashed despite a fall in support for Labour's municipal strongholds.

Amid predictions of a swing away from Labour of around five per cent, the Conservatives had hoped to more than double their presence in the capital by capturing at least six extra town halls.

But in the end, they gained only four, with their two most cherished Labour prizes — Hammersmith and Fulham, and Croydon — staying beyond their reach.

Labour, which had hoped only to hold onto gains made since their 1997 election victory, had even less reason for celebration. They gained Bexley but lost power in five town halls: Lambeth, Enfield, Harrow, Southwark and Waltham Forest.

Overall, London's new political map shows Tories going from four to eight, Labour from 18 to 13, and the Liberal Democrats from three to two. Eight remain in no overall control.

With the capital's five million voters considered a key barometer of the nation's current mood, the Tories had hoped last night would provide a ringing endorsement of Iain Duncan Smith's attempts to revive party fortunes.

Their campaign focused mainly on concerns over the current crimewave sweeping the capital, and gave them their best victory in Enfield, which they seized by a comfortable majority from Labour control.

Iain Duncan Smith had focused Tories' strategy on crime in the capital

In the suburbs, modest increases won them Barnet and Redbridge back from no overall control, but failed to repeat the trick as hoped at Hillingdon.

And despite determined local campaigning, the big increases in seats needed to stage upsets in Hammersmith and Fulham, and Croydon — and provide real evidence of a breakthrough — proved too difficult.

For Labour, who had been deliberately pessimistic, one of the biggest surprises came at Hackney, scene of highly controversial service cuts as the Labour administration attempts to reduce the council's massive debts.

Labour had braced itself to be kicked out but instead found itself increasing its share of seats to a three-quarters majority. Hackney voters also decided in favour of a directly elected mayor in a referendum held at the same time.

The Lib Dems fended off a determined challenge from Labour to recapture Islington, and won Kingston from no overall control.

However, their 20-year rule in neighbouring Richmond was ended by an unexpected Tory victory as voters punished them for having the highest council tax rates in London.

They also failed to live up to their prediction of seizing Southwark outright from its minority Labour administration, ending up as the biggest party but still without an overall majority.

Labour also won power from Bexley, which the Tories had high hopes of gaining from no overall control. The presence of seven BNP candidates standing in the borough — their biggest turnout in London — is thought to have mobilised a large Labour vote against them.

The far-Right party failed to gain any seats there or in Tower Hamlets or Newham, where they had also entertained hopes of success.

In addition, the capital got two of the new breed of directly-elected town hall mayors. In Newham, the post went to Blairite council leader Sir Robin Wales, while in Lewisham, Labour councillor Steve Bullock won after a second count.

Balham

2002 electorate %turnout		10,615	27.5	- 13.8
***Richard Longmore**	**Con**	**1,686**	**59.7**	**+ 6.0**
***Lola B.T. Ayonrinde**	**Con**	**1,676**	**59.4**	**+ 5.0**
Charles A. Walker	**Con**	**1,672**	**59.2**	**+ 4.8**
Christopher N. Cooke	Lab	749	26.5	- 6.8
Sally J.E. Gear	Lab	713	25.3	- 6.2
Harvey J. Heath	Lab	665	23.6	- 7.4
Matthew G. Green	LD	274	9.7	+ 2.8
Siobhan M. Vitelli	LD	248	8.8	+ 1.9
Robert W. Baker	Green	231	8.2	+ 1.8
Christian Moon	LD	228	8.1	+ 1.3
Albert R. Vickery	Green	166	5.9	
Graham P. Humphreys	Green	158	5.6	
Lab to Con swing 5.5%	Maj	937	33.2 ●	
		927	32.8 ●	
		923	32.6 ●	

Notional 1998 result: Con 2,154 (55.1%), Lab 1,238 (31.7%), Lib Dem 270 (6.9%), Grn 249 (6.4%) Con majority: 916 (23.4%)

Bedford

2002 electorate %turnout		10,463	28.6	- 11.9
***Stewart P.A. Finn**	**Con**	**1,394**	**40.3**	**- 10.1**
Antonia F.P. Dunn	**Con**	**1,366**	**39.5**	**- 9.3**
***Sheldon A. Wilkie**	**Con**	**1,276**	**36.9**	**- 7.9**
Nicholas J. Bowes	Lab	1,254	36.3	- 5.2
Peter J. Carpenter	Lab	1,057	30.6	- 8.0
James Whiting	Lab	1,019	29.5	- 6.2
John M. Rattray	Green	533	15.4	+ 4.9
Henrietta N. Norman	LD	468	13.5	+ 6.2
Con to Lab swing 1.4%	Maj	140	4.0 ●	
		112	3.2 ●	
		22	0.6 ●	

Notional 1998 result: Con 1,751 (48.0%), Lab 1,403 (38.5%), Lib Dem 220 (6.0%), Grn 274 (7.5%) Con majority: 348 (9.5%)

Earlsfield

2002 electorate %turnout		10,536	32.4
***Angela Graham**	**Con**	**1,743**	**50.7**
Marc Hope	**Con**	**1,684**	**49.0**
***Charles McNaught-Davis**	**Con**	**1,607**	**46.7**
Peter Max	Lab	1,246	36.2
Sophie E. Livingstone	Lab	1,232	35.8
Leonie A. Cooper	Lab	1,230	35.8
Stephanie M. Dearden	LD	282	8.2
Abigail S. Irving	LD	256	7.4
Andrew E. Gilbert	LD	229	6.7
Dorothy H. Horsler	Green	210	6.1
Cynthia Harry	CPA	58	1.7
Lab to Con swing 3.9%	Maj	497	14.5 ●
		438	12.7 ●
		361	10.5 ●

Notional 1998 result: Con 2,168 (47.4%), Lab 1,942 (42.4%), Lib Dem 234 (5.1%), Grn 231 (5.0%) Con majority: 226 (5.0%)

East Putney

2002 electorate %turnout		10,888	27.7
***Diana M. Whittingham**	**Con**	**1,870**	**63.7**
***Leslie F. McDonnell**	**Con**	**1,866**	**63.5**
***Brian N.C. Prichard**	**Con**	**1,846**	**62.9**
Scott R. Knox	Lab	741	25.2
Richard J.D. Moir	Lab	729	24.8
Alan B. Petrides	Lab	686	23.4
Tracy J. Harris	LD	402	13.7
James R. Durrant	LD	341	11.6
Jeremy C. Clery	LD	330	11.2
Lab to Con swing 0.2%	Maj	1,129	38.4 ●
		1,125	38.3 ●
		1,105	37.6 ●

36% change
Notional 1998 result: Con 2,484 (64.2%), Lab 967 (25.0%), Lib Dem 419 (10.8%); Con majority: 1,517 (39.2%)

Fairfield

2002 electorate %turnout		10,321	26.3
***Vanessa C.L.C. Graham**	**Con**	**1,642**	**55.4**
***Piers C. McCausland**	**Con**	**1,564**	**52.8**
***Tessa M. Strickland**	**Con**	**1,536**	**51.8**
Victoria O. Anifowoshe	Lab	738	24.9
Brendan P. McMullen	Lab	723	24.4
Thomas F. Wright	Lab	672	22.7
Patrick M. Warren	LD	360	12.1
Martin D. Williams	Green	313	10.6
Lab to Con swing 0.7%	Maj	904	30.5 ●
		826	27.9 ●
		798	26.9 ●

103% change
Notional 1998 result: Con 2,541 (60.7%), Lab 1,375 (32.8%), Lib Dem 270 (6.5%); Con majority: 1,166 (27.9%)

Furzedown

2002 electorate %turnout		10,430	37.0	- 5.7
***John F. Farebrother**	**Lab**	**1,727**	**43.8**	**- 2.9**
***Colin F. Dawe**	**Con**	**1,696**	**43.0**	**- 2.1**
Andrew R. Halford	**Con**	**1,651**	**41.9**	**- 1.2**
Vibert C. Luthers	Lab	1,608	40.8	- 5.6
Peter E.S. Marsden	Lab	1,606	40.7	- 2.9
Toufic Batal	Con	1,572	39.9	- 2.8
Donald J. Valentine	Green	395	10.0	+ 6.1
Derek B. Elsley	LD	298	7.6	+ 0.4
Simon W. Parritt	LD	253	6.4	+ 0.9
Richard R. Williams	LD	229	5.8	+ 0.7
Lab to Con swing 0.6%	Maj	155	3.9 ●	
		88	2.2 ●	
		43	1.1 ●	

2% change
Notional 1998 result: Lab 1,876 (45.8%), Con 1,808 (44.2%), Lib Dem 247 (6.0%), Grn 162 (4.0%) Lab majority: 68 (1.6%)

Graveney

2002 electorate %turnout		10,737	30.0	- 4.6
***Andrew R.A. Gibbons**	**Lab**	**1,434**	**47.7**	**- 2.6**
***Pamela R. Tatlow**	**Lab**	**1,290**	**42.9**	**- 1.3**
***Delawar T. Hosain**	**Lab**	**1,277**	**42.4**	**- 0.6**
Sarah E. Cole	LD	1,165	38.7	+ 5.3
Nicholas J. Lowe	LD	1,048	34.8	+ 3.8
Amanda J. Wells	LD	948	31.5	+ 3.8
Samantha C. Hurley	Con	536	17.8	- 1.2
David R.P. De Winton	Con	532	17.7	+ 2.2
*Guy J.D. Hurley	Con	527	17.5	+ 2.5
Marian B. Hoffman	Green	269	9.0	+ 2.2
Lab to Con swing 0.6%	Maj	269	9.0 ●	
		125	4.2 ●	
		112	3.7 ●	

9% change
Notional 1998 result: Lab 1,512 (46.4%), Lib Dem 969 (29.8%), Con 556 (17.1%), Grn 220 (6.8%); Lab majority: 543 (16.6%)

Latchmere

2002 electorate %turnout		10,174	26.8
***Anthony J. Belton**	**Lab**	**1,365**	**50.2**
***Maurice S. Johnson**	**Lab**	**1,351**	**49.7**
Bhavna Joshi	**Lab**	**1,215**	**44.7**
Jeremy C. Parkinson	Con	953	35.0
George K. Smith	Con	915	33.6
David S. Walden	Con	890	32.7
Alan S. Giles	LD	221	8.1
Michael L. Day	Green	194	7.1
Stephen G. McNaughton	SA	76	2.8
Con to Lab swing 3.7%	Maj	412	15.1 ●
		398	14.6 ●
		262	9.6 ●

65% change
Notional 1998 result: Lab 967 (50.4%), Con 840 (43.8%), Lib Dem 106 (5.5%), Grn 4 (0.2%); Lab majority: 127 (6.6%)

Nightingale

2002 electorate %turnout		10,895	31.6	- 9.9
Katharine A. Lindsay	**Con**	**1,891**	**49.1**	**- 2.8**
***Maurice A.S. Heaster**	**Con**	**1,875**	**48.7**	**- 2.5**
***Ravindra P. Govindia**	**Con**	**1,832**	**47.6**	**- 2.6**
Anthony P. Langan	Lab	1,045	27.2	- 11.4
Misbah Islam	Lab	990	25.7	- 11.7
Martin C. Tupper	Lab	939	24.4	- 10.0
Bruce W.D. Mackenzie	Green	497	12.9	+ 6.6
Timothy J. Knight	LD	494	12.8	+ 7.2
Lab to Con swing 5.1%	Maj	846	22.0 ●	
		830	21.6 ●	
		787	20.5 ●	

4% change
Notional 1998 result: Con 1,967 (50.2%), Lab 1,474 (37.7%), Lib Dem 239 (6.1%), Grn 235 (6.0%); Con majority: 493 (12.5%)

Northcote

2002 electorate %turnout		10,714	28.3
***Philip W. Beddows**	**Con**	**1,940**	**66.4**
***Martin D. Johnson**	**Con**	**1,895**	**64.8**
***Gordon S. Passmore**	**Con**	**1,853**	**63.4**
Margaret A. McCabe	Lab	674	23.1
Gordon E. Paterson	Lab	616	21.1
Thomas P. Grinyer	Lab	602	20.6
Christine A. Green	LD	344	11.8
Charles Cronin	LD	330	11.3
Richmond A. Crowhurst	Green	322	11.0
James P. Sparling	LD	192	6.6
Lab to Con swing 4.2%	Maj	1,266	43.3 ●
		1,221	41.8 ●
		1,179	40.3 ●

28% change
Notional 1998 result: Con 2,519 (59.7%), Lab 1,168 (27.7%), Lib Dem 335 (7.9%), Green 199 (4.7%); Con majority: 1,351 (32.0%)

Queenstown

2002 electorate %turnout		9,849	28.2
Scott F. Caisley	**Con**	**1,390**	**51.0**
Deirdre Church	**Con**	**1,362**	**49.9**
David P. Nurse	**Con**	**1,279**	**46.9**
Michael D. Hipwell	Lab	1,194	43.8
Anna R.K. Steinitz	Lab	1,128	41.4
Rachel E. Trim	Lab	1,112	40.8
Ashley W. Jones	LD	239	8.8
Lab to Con swing 1.4%	Maj	196	7.2 ●
		168	6.2 ●
		85	3.1 ●

35% change
Notional 1998 result: Con 1,709 (52.3%), Lab 1,380 (42.2%), Lib Dem 173 (5.3%), Grn 7 (0.2%); Con majority: 1,186 (10.1%)

Roehampton

2002 electorate %turnout		10,276	33.0
Andrew R.L. Penfold	**Con**	**1,668**	**48.3**
Paul Reeve	**Con**	**1,612**	**46.7**
Ryan J.H. Robson	**Con**	**1,581**	**45.8**
Pauline J. Brueseke	Lab	1,402	40.6
Elizabeth A. McNeil	Lab	1,375	39.8
Martin T. Spence	Lab	1,236	35.8
Valerie Shelmerdine	LD	291	8.4
Polly Moore	Green	241	7.0
Godfrey S. Shocket	LD	212	6.1
Con to Lab swing 2.6%	Maj	266	7.7 ●
		210	6.1 ●
		179	5.2 ●

12% change
Notional 1998 result: Con 1,818 (52.5%), Lab 1,354 (39.1%), Lib Dem 291 (8.4%); Con majority: 464 (13.4%)

St Mary's Park

2002 electorate %turnout		10,366	26.3
Mark S. Davies	**Con**	**1,650**	**57.2**
***John D. Hallmark**	**Con**	**1,597**	**55.4**
***Simon Williams**	**Con**	**1,521**	**52.7**
Paul A. Peters	Lab	747	25.9
Joan Cawston	Lab	715	24.8
Maureen D. Walsh	Lab	641	22.2
Hugo W. Charlton	Green	369	12.8
David R. Owen-Jones	LD	227	7.9
Christopher R. Woodley	LD	223	7.7
Lab to Con swing 3.9%	Maj	903	31.3 ●
		850	29.5 ●
		774	26.8 ●

15% change
Notional 1998 result:
Con 2,113 (55.9%), Lab 1,243 (32.9%), Grn 248 (6.6%), Lib Dem 179 (4.7%); Con majority: 870 (23.0%)

Shaftesbury

2002 electorate %turnout		10,770	24.6	- 13.2
***James A. Cousins**	**Con**	**1,640**	**60.6**	**+ 5.3**
***Guy J.B. Senior**	**Con**	**1,619**	**59.8**	**+ 6.2**
John P. Ellis	**Con**	**1,571**	**58.0**	**+ 4.6**
Elisabeth S. Davies	Lab	914	33.8	- 1.6
William S. McDonald	Lab	873	32.2	- 2.0
Nigel R. Goldsmith	Lab	856	31.6	- 0.6
Sebastian P. Berry	Green	357	13.2	+ 4.2
David P. Patterson	LD	293	10.8	+ 5.1
Lab to Con swing 1.6%	Maj	726	26.8 ●	
		705	26.0 ●	
		657	24.3 ●	

Notional 1998 result: Con 2,051 (54.2%), Lab 1,286 (34.0%), Grn 238 (6.3%), Lib Dem 211 (5.6%); Con majority: 765 (20.2%)

Southfields

2002 electorate %turnout		10,983	31.8	- 12.4
Simon M.J. Roberts	**Con**	**1,913**	**52.9**	**- 5.8**
***Janice V. Leigh**	**Con**	**1,899**	**52.5**	**- 5.8**
***Richard A.H. Vivian**	**Con**	**1,898**	**52.5**	**- 5.1**
Sarah Richards	Lab	946	26.2	- 8.8
Beth Lamont	Lab	918	25.4	- 7.9
Morgan J. McSweeney	Lab	771	21.3	- 10.2
Anna M.L. Ahmed	LD	470	13.0	+ 3.2
June Hautot	Ind	426	11.8	
Anthony K. Burrett	LD	404	11.2	+ 4.4
Thomas R. Cheetham	LD	347	9.6	
Lab to Con swing 1.8%	Maj	967	26.8 ●	
		953	26.4 ●	
		952	26.3 ●	

Unchanged boundaries

Thamesfield

2002 electorate %turnout		10,155	31.8	- 8.9
***Roger N. Bird**	**Con**	**1,838**	**54.5**	**- 9.9**
***Edward J.U. Lister**	**Con**	**1,834**	**54.4**	**- 9.6**
James P.R. Maddan	**Con**	**1,768**	**52.4**	**- 11.4**
Christopher E. Locke	Lab	663	19.7	- 6.2
Christopher J. Shepherd	Lab	661	19.6	- 6.2
John A. Slater	Lab	660	19.6	- 2.1
John Horrocks	Ind	627	18.6	
Christine N. Reeves	Ind	479	14.2	
Moira R. Sanders	LD	372	11.0	- 1.0
Martha G. Zantides	LD	318	9.4	0.0
Lab to Con swing 3.0%	Maj	1,175	34.8 ●	
		1,171	34.7 ●	
		1,105	32.8 ●	

Notional 1998 result: Con 2,437 (64.4%), Lab 914 (24.2%), Lib Dem 433 (11.4%); Con majority: 1,523 (40.2%)

Tooting

2002 electorate %turnout		11,105	26.6	- 8.0
Nicola J. Brown	**Lab**	**1,534**	**45.5**	
***Sadiq A. Khan**	**Lab**	**1,407**	**41.7**	
***Stuart T. King**	**Lab**	**1,358**	**40.3**	
Andrew M. Lindsay	Con	936	27.8	
Duncan L. Dunn	Con	924	27.4	
*Evelyn G. McDermott	Con	877	26.0	
Maureen A. Petty	LD	360	10.7	
Michael A. Clifton	LD	354	10.5	
Matthew Ledbury	Green	339	10.1	
John H. Roscoe	LD	239	7.1	
Con to Lab swing 4.3%	Maj	598	17.7 ●	
		471	13.9 ●	
		422	12.5 ●	

Notional 1998 result: Lab 1,843 (53.7%), Con 952 (27.8%), Lib Dem 366 (10.7%), Grn 268 (7.8%); Lab majority: 891 (25.9%)

Wandsworth Common

2002 electorate %turnout		10,039	31.5
***Katharine R. Tracey**	**Con**	**2,094**	**62.1**
***Nicholas R.S. Longworth**	**Con**	**2,090**	**62.0**
***Ian P. Hart**	**Con**	**2,084**	**61.8**
Michael P. Dolan	Lab	627	18.6
Belinda Randall	Lab	560	16.6
Mark S. Panto	Lab	526	15.6
Samantha J. Guy	Green	323	9.6
David R. Hole	LD	312	9.3
Emma C. Thorpe	LD	278	8.2
Jayne E. Martin-Kaye	LD	265	7.9
Con to Lab swing 0.6%	Maj	1,467	43.5 ●
		1,463	43.4 ●
		1,457	43.2 ●

Notional 1998 result: Con 2,215 (68.7%), Lab 685 (21.2%), Lib Dem 185 (5.7%), Grn 139 (4.3%); Con majority: 1,530 (47.5%)

West Hill

2002 electorate %turnout		10,829	32.8
***Elizabeth Howlett**	**Con**	**2,012**	**59.7**
Benjamin J. Holland	**Con**	**1,913**	**56.7**
***Malcolm C. Grimston**	**Con**	**1,902**	**56.4**
Martin J. Leigh	Lab	1,216	36.1
Donald J. Roy	Lab	1,110	32.9
Thomas C.C. Sleigh	Lab	1,109	32.9
Catherine S. Devons	LD	394	11.7
Laurence Spicer	LD	276	8.2
Gerard A. Walter	LD	242	7.2
Con to Lab swing 0.8%	Maj	796	23.6 ●
		697	20.7 ●
		686	20.3 ●

85% change
Notional 1998 result: Con 2,281 (58.2%), Lab 1,418 (36.2%), Lib Dem 223 (5.7%); Con majority: 863 (22.0%)

West Putney

2002 electorate %turnout		10,219	31.5
Martin Hime	**Con**	**2,061**	**61.1**
Jane Cooper	**Con**	**2,055**	**60.9**
***Nadhim Zahawi**	**Con**	**1,961**	**58.1**
Maureen D. Booker	Lab	779	23.1
Anthony N. Stevens	Lab	708	21.0
Robert W. Storey	Lab	696	20.6
Joan P. Dalley	LD	384	11.4
Susan Shocket	LD	366	10.9
Eleanor Ruddock	LD	349	10.3
Lab to Con swing 0.8%	Maj	1,282	38.0 ●
		1,276	37.8 ●
		1,182	35.0 ●

17% change
Notional 1998 result: Con 2,028 (61.6%), Lab 994 (30.2%), Lib Dem 270 (8.2%); Con majority: 1,034 (31.4%)

Summary of election results

	Year	Elec	%Poll	Con	Lab	LD	Green	Other
Balham	2002	10,615	27.5	59.5	25.1	8.9	6.6	
	1998		41.3	55.1	31.7	6.9	6.4	
Bedford	2002	10,463	28.6	38.9	32.1	13.5	15.4	
	1998		40.5	48.0	38.5	6.0	7.5	
Earlsfield	2002	10,536	32.4	48.8	36.0	7.4	6.1	1.7
	1998		43.7	47.4	42.4	5.1	5.0	
East Putney	2002	10,888	27.7	63.4	24.5	12.2		
	1998		35.7	64.2	25.0	10.8		
Fairfield	2002	10,321	26.2	53.3	24.0	12.1	10.6	
	1998		44.5	60.7	32.8	6.5		
Furzedown	2002	10,430	37.0	41.5	41.9	6.6	10.0	
	1998		42.7	44.2	45.8	6.0	4.0	
Graveney	2002	10,737	30.0	16.7	41.8	33.1	8.4	
	1998		34.6	17.1	46.4	29.8	6.8	
Latchmere	2002	10,174	25.9	33.8	48.2	8.1	7.1	2.8
	1998		31.7	43.8	50.4	5.5	0.2	
Nightingale	2002	10,895	31.6	48.5	25.8	12.8	12.9	
	1998		41.5	50.2	37.7	6.1	6.0	
Northcote	2002	10,714	28.3	60.4	20.1	9.2	10.3	
	1998		40.5	59.7	27.7	7.9	4.7	
Queenstown	2002	9,849	28.2	49.3	42.0	8.8		
	1998		37.8	52.3	42.2	5.3	0.2	
Roehampton & Putney Heath	2002	10,276	33.0	47.0	38.8	7.3	7.0	
	1998		37.7	52.5	39.1	8.4		
St Mary's Park	2002	10,366	26.3	55.1	24.3	7.8	12.8	
	1998		40.3	55.9	32.9	4.7	6.6	
Shaftesbury	2002	10,770	26.6	51.3	28.0	9.3	11.4	
	1998		49.0	54.2	34.0	5.6	6.3	
Southfields	2002	10,983	31.8	52.7	24.3	11.3		11.8
	1998	10,457	44.2	58.2	33.3	8.5		
Thamesfield	2002	10,155	31.8	53.8	19.6	10.2		16.4
	1998		40.7	64.4	24.2	11.4		
Tooting	2002	11,105	26.5	30.4	47.7	10.6	11.3	
	1998		34.6	27.8	53.7	10.7	7.8	
Wandsworth Common	2002	10,039	31.5	63.9	17.5	8.7	9.9	
	1998		41.8	68.7	21.2	5.7	4.3	
West Hill	2002	10,829	32.8	57.3	33.8	9.0		
	1998		45.3	58.2	36.2	5.7		
West Putney	2002	10,219	31.5	64.9	23.3	11.7		
	1998		38.5	61.6	30.2	8.2		

Councillors and wards

1.	● Sheldon Wilkie	Bedford	22	0.6
2.	● Andrew Halford	Furzedown	43	1.1
3.	● Colin Dawe	Furzedown	88	2.2
4.	● David Nurse	Queenstown	85	3.1
5.	● Antonia Dunn	Bedford	112	3.2
6.	● Del Hosain	Graveney	112	3.7
7.	● John Farebrother	Furzedown	155	3.9
8.	● Stewart Finn	Bedford	140	4.0
9.	● Pam Tatlow	Graveney	125	4.2
10.	● Ryan Robson	Roehampton	179	5.2
11.	● Paul Reeve	Roehampton	210	6.1
12.	● Deirdre Church	Queenstown	168	6.8
13.	● Scott Caisley	Queenstown	196	7.2
14.	● Andrew Penfold	Roehampton	266	7.7
15.	● Andy Gibbons	Graveney	269	8.9
16.	● Bhavna Joshi	Latchmere	262	9.6
17.	● Charles McNaught-Davis	Earlsfield	361	10.5
18.	● Stuart King	Tooting	422	12.5
19.	● Marc Hope	Earlsfield	438	12.7
20.	● Sadiq Khan	Tooting	471	13.9
21.	● Angela Graham	Earlsfield	497	14.5
22.	● Maurice Johnson	Latchmere	398	14.6
23.	● Tony Belton	Latchmere	412	15.1
24.	● Nicola Brown	Tooting	598	17.7
25.	● Malcolm Grimston	West Hill	686	20.3
26.	● Ravi Govindia	Nightingale	787	20.5
27.	● Ben Holland	West Hill	697	20.7
28.	● Maurice Heaster	Nightingale	830	21.6
29.	● Katy Lindsay	Nightingale	846	22.0
30.	● Elizabeth Howlett	West Hill	796	23.6
31.	● Paul Ellis	Shaftesbury	657	24.3
32.	● James Cousins	Shaftesbury	726	26.8
33.	● Guy Senior	Shaftesbury	705	26.0
34.	● Richard Vivian	Southfields	952	26.3
35.	● Jan Leigh	Southfields	953	26.4
36.	● Simon Williams	St Mary's Park	774	26.8
37.	● Simon Roberts	Southfields	967	26.8
38.	● Tessa Strickland	Fairfield	798	26.9
39.	● Piers McCausland	Fairfield	826	27.9
40.	● John Hallmark	St Mary's Park	850	29.5
41.	● Vanessa Graham	Fairfield	904	30.5
42.	● Mark Davies	St Mary's Park	903	31.3
43.	● Charles Walker	Balham	923	32.6
44.	● Lola Ayonrinde	Balham	927	32.8
45.	● Jim Maddan	Thamesfield	1,105	32.8
46.	● Richard Longmore	Balham	937	33.2
47.	● Edward Lister	Thamesfield	1,171	34.7
48.	● Roger Bird	Thamesfield	1,175	34.8
49.	● Nadhim Zahawi	West Putney	1,182	35.0
50.	● Brian Prichard	East Putney	1,105	37.6
51.	● Jane Cooper	West Putney	1,276	37.8
52.	● Martin Hime	West Putney	1,282	38.0
53.	● Leslie McDonnell	East Putney	1,125	38.3
54.	● Diana Whittingham	East Putney	1,129	38.4
55.	● Gordon Passmore	Northcote	1,179	40.3
56.	● Martin Johnson	Northcote	1,221	41.8
57.	● Ian Hart	W'wth Common	1,457	43.2
58.	● Philip Beddows	Northcote	1,266	43.3
59.	● Nick Longworth	W'wth Common	1,463	43.4
60.	● Kathy Tracey	W'wth Common	1,467	43.5

Labour: 10 seats

Tooting	3 Lab	497	14.7
Latchmere	3 Lab	357	13.1
Graveney	3 Lab	169	5.6
Furzedown	1 Lab	155	3.9

Conservative majority: 40 seats

Furzedown	2 Con	66	1.7
Bedford	3 Con	91	2.6
Queenstown	3 Con	150	5.5
Roehampton	3 Con	218	6.3
Earlsfield	3 Con	432	12.6
Nightingale	3 Con	821	21.4
West Hill	3 Con	726	21.5
Shaftesbury	3 Con	696	25.7
Southfields	3 Con	957	26.5
Fairfield	3 Con	842	28.4
St Mary's Park	3 Con	842	29.2
Balham	3 Con	929	32.9
Thamesfield	3 Con	1,150	34.1
West Putney	3 Con	1,247	36.9
East Putney	3 Con	1,120	38.1
Northcote	3 Con	1,222	41.8
Wandsworth Common	3 Con	1,462	43.4

Conservatives: 50 seats

Incoming and outgoing councillors

Councillors newly elected (21)

- Nicola Brown (Tooting)
- Scott Caisley (Queenstown)
- Deirdre Church (Queenstown)
- Jane Cooper (West Putney)
- Mark Davies (St Mary's Park)
- Antonia Dunn (Bedford)
- Paul Ellis (Shaftesbury)
- Andrew Halford (Furzedown)
- Martin Hime (West Putney)
- Ben Holland (West Hill)
- Marc Hope (Earlsfield)
- Bhavna Joshi (Latchmere)
- Katharine Lindsay (Nightingale)
- Richard Longmore (Balham, elected in 1999 by-election)
- James Maddan (Thamesfield)
- David Nurse (Queenstown),
- Andrew Penfold (Roehampton)
- Paul Reeve (Roehampton)
- Simon Roberts (Southfields)
- Ryan Robson (Roehampton)
- Charles Walker (Balham)

Councillors standing down (19)

- Toby Beresford (St John)
- Jane Briginshaw (Furzedown)
- Bryan Burn (West Putney)
- Martin Calderbank (West Putney)
- Clive Dixon (Northcote)
- Adrian Flook MP (St Mary's Park)
- John Garrett (Springfield)
- Thomas Harris (Roehampton)
- Samantha Heath (Latchmere)
- Carol Humphries (Queenstown)
- Beryl Jeffery (West Hill)
- Lois Lees (Thamesfield)
- Stephen Lorch (Southfield)
- Hugh Lumby (Roehampton)
- Margaret Mervis (Springfield)
- Michael Simpson (Roehampton)
- Ronald Smith (St John)
- Jeremy Swan (Parkside)
- Jane White (Tooting)

Councillors defeated (2)

- Evelyn McDermott (Nightingale, standing in Tooting)
- Guy Hurley (Balham, standing in Graveney)

By-elections: 2002-2006

There were no by-elections during this Council term

2006

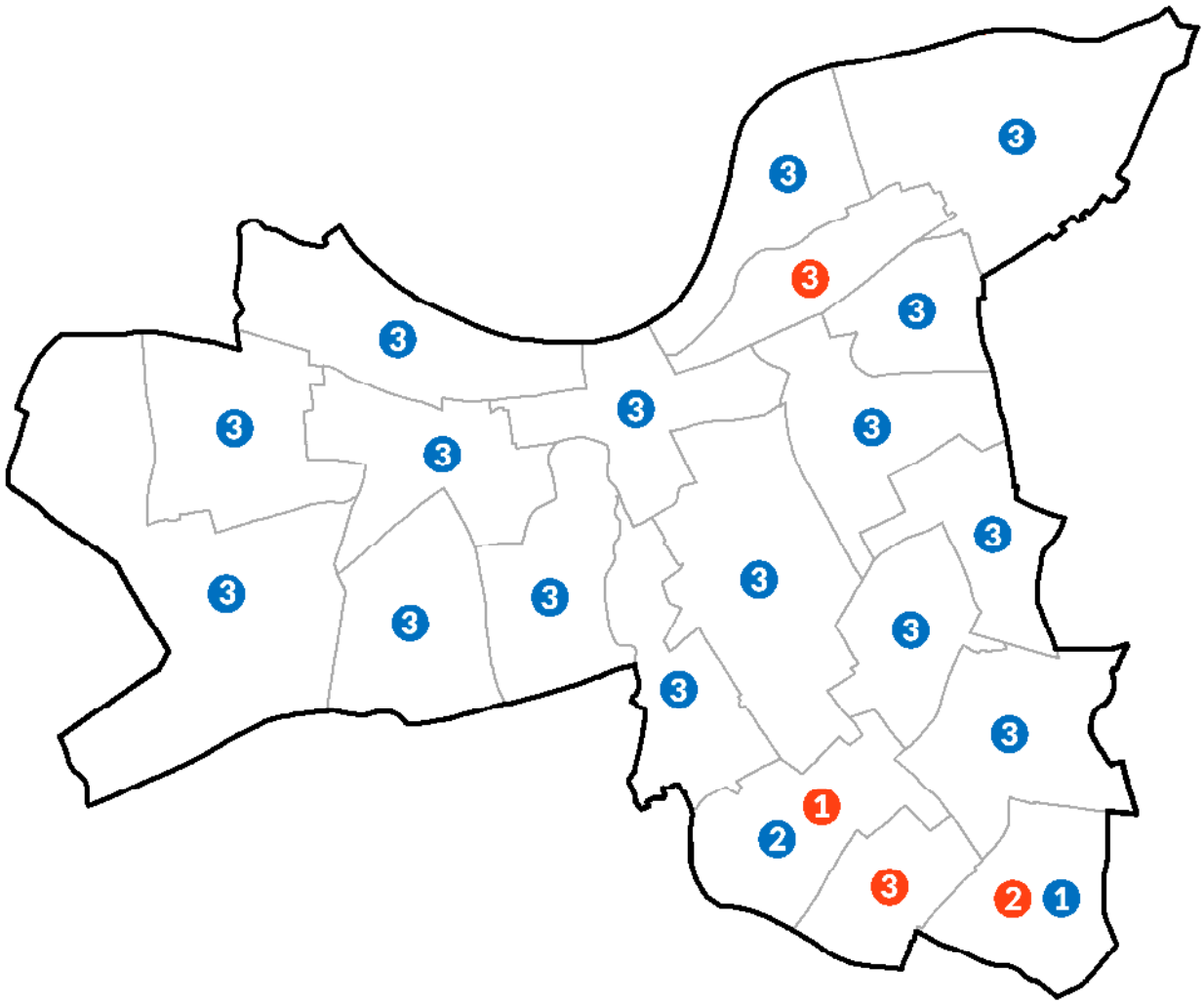

Conservatives	**41**
Labour	**9**

Evening Standard
WEST END FINAL
LONDON, FRIDAY 05.05.06 www.thisislondon.co.uk Incorporating THE EVENING NEWS 40p

AS TORIES TURN LONDON BLUE...

PM'S PANIC

● Battered Blair takes an axe to Clarke and Straw

● Brown ally demands: Now it's time to go, Tony

● Prescott loses power but keeps all his perks

TONY BLAIR swung an axe at his Cabinet today in a message of defiance to Gordon Brown and MPs urging him to quit.

He fired Charles Clarke as Home Secretary, demoted Jack Straw from Foreign Secretary to Leader of the Commons and stripped John Prescott of part of his job.

But his enemies were fighting back. Former Cabinet minister Andrew Smith, a leading ally of the Chancellor, openly called for the Prime Minister to go.

Labour chairman Ian McCartney was sacked after dreadful council election results which saw David Cameron's Tories turn London blue. Geoff Hoon was demoted and chief whip Hilary Armstrong was being moved to a more junior job.

More than half the Cabinet switched jobs in a day of turmoil, wild rumours and bruised egos. During a dramatic night and day:

● Labour was routed in the council elections, losing some 250 councillors and trailing third in the vote on only 26 per cent. The Conservatives surged in London but failed to match this in the North and Midlands.

● Mr Blair put trusted allies into key positions to drive through his controversial reforms. Alan Johnson takes over the education reforms from Ruth Kelly. Bruiser John Reid goes to the Home Office and Margaret Beckett becomes the first woman Foreign Secretary.

● The Chancellor distanced himself from the reshuffle, saying he was not consulted. He described the local election results as a "warning shot" and called for Labour to be "renewed".

● Some 50 Labour backbenchers were said to have signed a petition calling on Mr Blair to go early and issue a timetable. They hope for more names over the weekend.

Controversy was raging about Mr Prescott's new role, which gives him a reduced workload but leaves

JOE MURPHY
Political Editor

Continued on Page 2

Comment 12-13 Diary 15 Business 26-31 Review 32 Tonight's TV 38-40 Entertainment Tonight 42-47 Readers' Views, Stars 50 Games 51 Sport 55-64

Get **MONDAY'S** great value
EVENING STANDARD for only **20p**
IT'S BRIGHTER ■ IT'S SHARPER ■ IT'S MORE COLOURFUL

Long knives at dawn as Blair fights to cling on

Continued from Page 1

him with his £133,000 salary and two free homes. And questions were asked why Mr Clarke was not sacked before polling day — a move that might have helped save some Labour candidates.

Some likened the Cabinet changes to Harold Macmillan's 1962 "night of the long knives", when seven senior ministers were axed.

It was an extraordinary display of power by the Prime Minister, which declared he is determined to push through his reforms and delay his retirement.

The message to the Chancellor was also clear. Ministers sympathetic to Mr Brown did not prosper on the whole and the demotions of Mr Prescott, Mr Straw and Mr Hoon broke up a potential pro-Brown axis.

The reshuffle marks a victory of the Blairite "diehards" — whose aim is to make the Chancellor adopt Mr Blair's legacy — over a group of Blairite "appeasers" who saw their duty as easing the transfer of power without morale-sapping arguments.

From the Brownite ranks there was disappointment and anger.

Former Work and Pensions Secretary Mr Smith said Labour lacked direction and needed to know immediately when Mr Blair will retire.

He said: "I believe we need to see the timetable for that change sooner rather than later. Better now than in three months' time."

Former health secretary Frank Dobson said Mr Blair should go by autumn. Labour MP Graham Stringer said: "We need a change in the captain of the ship. What Members of Parliament ... want to know is when the Prime Minister is going."

There were signs of tensions between Mr Blair and his impatient successor. Mr Brown said the council results were "a warning shot" — a phrase which suggested things could get worse without radical change — and contrasted with No 10's belief that a diet of more Blairism was the key to recovery.

Downing Street said the changes were designed to reward competence and safeguard the radical public service reforms.

Mr Reid moves from defence to become Home Secretary Treasury chief secretary Des Browne replaces Dr Reid at defence.

Ms Kelly is dropped from education, where she has struggled, and takes over as women's minister and the roles given up by Mr Prescott, with the title Local Government and Communities Secretary. Rising star Mr Johnson is Education Secretary. Douglas Alexander will run Transport after Alistair Darling moved to the Department of Trade and Industry.

Mr Hoon becomes Minister for Europe — but will be a non-voting observer in Cabinet and junior to Mrs Beckett.

The surprise showed on the face of Mr Straw, who walked smiling into No10 and emerged looking miserable. He was said to have spent some time considering whether to resign.

Mr Prescott was inside No10 for three and a half hours, fuelling speculation he was arguing bitterly with Mr Blair. But No10 sources insisted he was "very happy" because he wanted his workload cut down.

Two women are among the biggest winners. Jacqui Smith, who was the middle-ranking minister for schools, becomes chief whip. Hazel Blears, a highly rated Home Office minister, is party chairman.

Health Secretary Patricia Hewitt did not move, despite controversy over NHS debts. Tessa Jowell stays at Culture with a beefed-up Olympics role to reflect Mr Blair's trust. Also staying put are Peter Hain, Hilary Benn, Lord Falconer and John Hutton.

The dreadful election losses, especially in London, included Camden, symbolic as New Labour's birthplace in the Nineties. The Conservatives took Hammersmith & Fulham, Bexley and even Ealing from Labour.

The far-Right BNP seized 11 seats in Barking and Dagenham.

Nationwide, the Tories came top with 40 per cent followed by the Lib-Dems on 27 per cent, with Labour on 26. Mr Cameron said: "I'm a happy man. While Labour is collapsing, we are gaining."

However, he admitted there was a long way to go.

WHO'S MOVING WHERE: PAGES 6 & 7 ● ANNE McELVOY: PAGE 13

Silver lining: John Prescott leaves No 10 with his aides today

No wonder you're still smiling, Prezza

JOHN PRESCOTT was handed a string of consolation prizes today after he was stripped of his departmental responsibilities.

He will keep his £130,000 salary, plus expenses and official cars. He will also continue to enjoy a grace-and-favour apartment at Admiralty House and the country estate of Dorneywood in Buckinghamshire.

Mr Prescott will head several high-powered Cabinet committees but escape scrutiny in the House of Commons as he will operate entirely behind the scenes.

Kate Hoey, Labour MP for Vauxhall, said: "I am surprised that John Prescott has kept his job. People will want to ask what on earth he's going to get paid for."

US embassy: We refuse to pay fines for C-charge

DAVID WILLIAMS
Motoring Editor

THE American Embassy refused today to pay the £307,050 its staff owe in congestion charge penalties.

One of its most senior officials insisted his staff were exempt from the £8-a-day charge because it is a tax — and it would be illegal for American diplomats to pay tax to another government.

Ken Livingstone has called American ambassador Robert Tuttle a "chiselling little crook" over the issue. The Mayor likens the charge to a motorway toll rather than a tax and says all diplomats should pay.

But US deputy mission chief David Johnson told the Evening Standard: "When this tax was first discussed by the Mayor, he quite freely called it a tax."

In an exclusive interview at the embassy in Grosvenor Square, Mr Johnson added: "If there's a charge levied for a specific purpose — for example to cross the bridge into Wales — we would pay that because it's directly related to construction and maintenance of that service we are using.

"But the congestion charge is a tax that is collected to do things other than provide the road you are rolling down."

Mr Johnson, who lives in Kensington with his family, said the embassy may switch some of its fleet to "green" liquid petroleum gas, making them exempt from the charge, not as a compromise "but as a continued set of discussions between two governments which are quite friendly".

If your copy of today's Evening Standard did not contain your ES Magazine please call the Helpline on freephone 080000 154154.

MAKE THE HEADLINES

Phone: Call the newsdesk on 020 7938 7161 E-mail: news@standard.co.uk Send us your pictures: yourpics@standard.co.uk

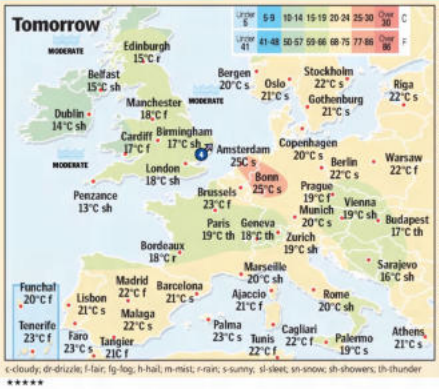

c-cloudy; dr-drizzle; f-fair; fg-fog; h-hail; m-mist; r-rain; s-sunny; sl-sleet; sn-snow; sh-showers; th-thunder

*****

South-East: Tonight
Generally cloudy with showery rain, especially in the East. Low 6C (43F).

Tomorrow
Cloudy with the best of any bright spells in the West. Showery rain is possible at times. High 18C (64F).

Sunday
Some sunny spells but it will still be cloudy. High 18C (64F).

UK Outlook
Eastern parts remaining cloudy with rain. The best of the sunshine reserved for the West.

Five-day London forecast (Temperatures at midday)

Tomorrow	Sunday	Monday	Tuesday	Wednesday
17 Showers	16 Showers	16 Showers	15 Showers	16 Fair

Worldwide Destinations

	C	F			C	F	
Amsterdam	25	77	sunny	Madrid	20	68	cloudy
Athens	17	63	fair	Melbourne	16	61	cloudy
Barcelona	20	68	sunny	Moscow	20	68	sunny
Budapest	14	57	fair	Munich	19	66	sunny
Buenos Aires	16	61	fair	New York	18	64	cloudy
Cairo	25	77	sunny	Nice	23	73	sunny
Cape Town	20	68	fair	Oslo	18	64	fair
Crete	16	61	cloudy	Paris	24	75	sunny
Faro	19	66	fair	Rome	23	73	sunny
Hong Kong	29	84	fair	Stockholm	18	64	sunny
Istanbul	14	57	cloudy	Sydney	21	70	sunny
Jerusalem	23	73	sunny	Tokyo	20	68	fair
L' Angeles	17	63	cloudy	Venice	20	68	sunny
Lisbon	16	61	cloudy				
London	26	79	sunny				

Midday yesterday reading

Weather News
Call 0906 9510+
7 Day National Forecast 701
7 Day World Forecast 702
UK Towns & Cities Forecast 703
South-East Forecast 704
Holiday Forecast 705
75p per minute at all times

Lights
Sunset and lighting-up times
8.30pm, rises 5.24am.
Moon rise
11.49am, sets 3.09am
High water
London Bridge 7.51am (6.0m), 7.59pm (5.6m).
Dover 5.15am (5.2m), 5.44pm (5.2m).

Air Quality
Nitrogen Dioxide
Yesterday 205 ppb
Forecast – Mod.
Calculated on parts per billion. Less than 150 – Low, 150-299 – Moderate, 300+ – High
Fine Particles
Yesterday 58ug/m³
Forecast – Mod. Calculated on micrograms per cubic metre. Less than 50 – Low, 50-74 – Moderate, 75+ – High

"The funniest British comedy in years."
Damon Wise, Q
"Fresh, funny and feel-good."
★★★★
Charles Gant, Heat

THE COMPETITION FOR THE MOST ORIGINAL WEDDING OF THE YEAR IS ABOUT TO BEGIN...
confetti
15 CONTAINS STRONG LANGUAGE AND NUDITY
Win £5,000 from the new Confetti.co.uk wish list. See www.confettimovie.co.uk for details.
Three Weddings. One Happy Couple.
Martin Freeman ♥ Jessica Stevenson ♥ Stephen Mangan ♥ Meredith MacNeill ♥ Robert Webb ♥ Olivia Colman
Vincent Franklin ♥ Jason Watkins ♥ Felicity Montagu ♥ Jimmy Carr ♥ and Alison Steadman
www.confettimovie.co.uk
IN CINEMAS NATIONWIDE FROM TODAY
CHECK LOCAL PRESS FOR DETAILS
*****

Wipeout... the night wheels fell off Labour's London wagon

ROSS LYDALL
Local Government Correspondent

LABOUR was almost wiped out in London as the Conservatives painted the capital blue for the first time in more than 20 years.

The party paid for Tony Blair's unpopularity and was likely to be left with a mere six councils when the final results are declared later today. Labour lost control of key boroughs such as **Camden**, **Croydon**, **Brent** and — ominously — **Ealing**, which could herald future general election success for the Tories.

Experts said it looked like the biggest shake-up of political control in London for 30 years, with 15 of the 32 boroughs expected to see a change in leadership. Before polling, Labour had controlled 15 boroughs, with the Tories on eight and three being run by the Liberal Democrats.

Only an unexpected regaining of control in **Lambeth**, which had been run by a Lib-Dem and Tory coalition, and the saving of **Haringey** from the Lib-Dems by only three councillors, helped lighten the Labour mood.

By contrast, the Tories basked in the glory of a David Cameron-inspired revival, winning unexpectedly in **Harrow**, **Hillingdon** and **Havering** as well as securing target boroughs such as **Hammersmith & Fulham** — where Mr Cameron may make a victory appearance tonight — **Bexley** and **Croydon**.

They held their bastions of **Westminster**, **Wandsworth** and **Kensington & Chelsea**, but it was the scale of victory in previously knife-edge boroughs that caught the eye.

In **Bexley**, they turned a two-seat deficit into a gain of 23 seats to humiliate Labour, while **Hillingdon** was transformed from hung to Tory rule after a gain of 15 seats. However, the Tory advance failed to materialise in **Merton** with the six gains insufficient to wrest control from Labour. The borough ended up in no overall control.

The only bad Tory result was the loss of **Richmond**, which returned to the Lib-Dems after four years — three of which saw it having the highest council tax bills in London.

The Lib-Dems strengthened their power base in south-west London by retaining **Sutton** and **Kingston**. But

MORE REPORTS: PAGES 10 & 11

the party lost control of **Islington**, despite the council being judged the fastest improving in the country, and was unable to convert minority control in **Southwark** into outright power.

Labour held power in **Barking & Dagenham**, despite the shock election of 11 British National Party candidates.

Local MP Margaret Hodge was roundly criticised by Labour councillors for throwing the initiative to the BNP by claiming that 80 per cent of white voters were prepared to vote for the far-Right party. She admitted the failure to provide affordable housing for white working-class families lay behind the BNP's rise.

But Labour was hoping to add **Newham**, **Hackney** and **Greenwich** to its list of councils when results are declared. Blair supporter Sir Robin Wales was re-elected mayor in Newham but with his majority dented by a strong result for the Respect party.

Jim Fitzpatrick, Labour's minister for London, said: "This is not the meltdown some of us were fearing in the last seven to 10 days."

Camden, run by Labour since 1971 and a pilot borough for Blairite policies, saw Labour run into second place by the Lib-Dems, who claimed 20 seats.

In **Hammersmith & Fulham**, defeated Labour leader Stephen Burke blamed John Prescott's affair and the release of foreign criminals. "It comes on the back of nine days of bad media coverage," he said. "That has obviously had an impact."

The Greens have won at least 10 more seats in London to edge closer to their goal of having more than 100 councillors across the country.

The party gained five seats in **Lewisham** and made two gains in **Camden**, as well as one in **Islington**, **Lambeth and Southwark**. Further gains were expected in **Hackney**.

NATIONAL RESULTS

	No. of councils controlled	Change	No. of councillors elected	Change
Conservative	63	+8	1,567	+249
Labour	23	-16	1,065	-251
Liberal Democrat	12	+1	781	+18
Green			20	+14
Respect			21	-8
BNP			13	+13

BNP success sees Barking

ANDREW GILLIGAN

THEY started the evening with the suppressed smiles of people who know they're on a roll but don't want to show it yet. They ended in the euphoric knowledge that if they'd run a full slate of candidates, they would have won control of the borough.

The BNP stood for only 13 of the 51 seats on Barking & Dagenham council. They won 11, with only a clerical error, likely to be overturned today, denying them a twelfth. Ten miles from Westminster, in this city that congratulates itself on its tolerance and diversity, the BNP had the best result of any racist party in British political history.

Labour victims included Jeff Porter, a Tube driver who steered his passengers to safety as a 7/7 bomb went off beside him, and Fred Jones, the longest-serving councillor in London.

All that counted for little against the voters' rage with the political establishment. Councillors and officials reported that dozens of people in the wards where the BNP did not stand contacted them, furiously demanding why they could not vote for the party.

"This is a kick in the backside for Labour, here and across the country," said Richard Barnbrook, BNP leader in Barking.

Around the count centre in Dagenham, wearing a fixed smile, wandered the woman blamed more than anyone for the disaster — local Labour MP Margaret Hodge. Ms Hodge's prediction that

Dave's babes: Mr Cameron today with new Hammersmith & Fulham councillors Lucy Gugen, left, Sarah Gore and Caroline Ffiske. The Tories overturned a Labour majority to gain control

Biggest wins for the Tories since the Falklands factor

LONDONERS proved — as if they need to — that their politics are vibrant, unpredictable and, frankly, different. Regardless of pundits and predictions, voters in the capital's 32 boroughs went their own way. Authorities swung this way and that. Local factors mattered.

When all councils have declared, it seems likely that the Tories' final vote in the capital will be close to 40 per cent. This is the highest figure since 1982, when in their post-Falklands glow Mrs Thatcher's Tories managed 43 per cent.

Labour will be close to their all-time low of 28 per cent, achieved in their most catastrophic year of 1968. The Liberal Democrats once again hit the glass ceiling that appears to stop them making serious progress across the capital.

Camden's fall is the first time Labour has lost this borough since 1968-71. Labour's loss of Ealing to the Conservatives is extraordinary. The borough was thought to be near rock-solid. The party that has won

ANALYSIS

TONY TRAVERS
Director of the Greater London Group at LSE

Ealing has gone on to win the next general election every time except 1986 since the borough was created in the Sixties.

Hammersmith & Fulham was won by the Conservatives for the first time since the "bluewash" of 1968.

London is no longer a Labour city. It looks as if as few as six boroughs will be controlled by the party, the smallest number since 1968 and the second lowest total ever.

The Conservatives are again the largest party in the capital.

However, "no overall control" was also a winner: there may be 10 boroughs without a single party in control. Both Camden and Islington will be in this position, potentially creating problems for the development of King's Cross. The Mayor will face many more non-Labour boroughs, potentially making the implementation of controversial planning policies difficult.

There is something else for Ken Livingstone to mull over. If the gap between the Conservatives and Labour votes is 40 per cent to 28 or 29 per cent, this suggests he will face a far harder fight in the 2008 mayoral election than in 2000 or 2004. Labour could be even less loved by then.

The Greens had a very good election, winning six seats in Lewisham, and others in Camden, Lambeth, Southwark and Islington.

Oddly, the brouhaha of the past week or so may have helped Tony Blair. Given predictions of a "meltdown", Labour was not destroyed. But in London, things look bad for the Government.

If the next general election is not to see dozens of Conservative gains, the Prime Minister will need to attend to the capital.

London has the power to destroy.

become race hate capital

80 per cent of her white voters were thinking of voting BNP is seen as the far-Right's turning point, electrifying a campaign where they had not been doing all that well. Mr Barnbrook sent her a bouquet of white lilies and described her statement as a "beautiful gift to us".

Council leader Charles Fairbrass said: "It all started with Ms Hodge opening her mouth. When Mr Blair does his shuffle, perhaps he can shuffle her. I think the Barking party will look very carefully at the possibility of reselection." Finger ever on the pulse, Ms Hodge said she was "very confident" about Goresbrook, one of the wards where, within the hour, the BNP had crushed Labour.

"You've got to laugh, haven't you," she said, hearing of Labour defeats all over London. It looks increasingly as if she is the first — and hopefully only — immigrant the BNP will get deported from Barking.

Yet it would be unfair to blame her for last night. Barking voters wanted desperately to punish the Government, passionately wanted change. Now, for perhaps the first time in decades, the people of Barking have got themselves noticed.

As with the Brixton riots, a great wrong, an act of anger and destruction may prove beneficial. Politicians will come down. Money will be spent. Grievances will be addressed.

But in the meantime, Barking has to live with the weirdos of the BNP and the crude and probably unfair charge that it is the "racism capital of Britain".

Even if self-inflicted, it is another burden for this poor and unfashionable borough to bear.

Crushing blow as Camden citadel falls after 35 years

CHRIS MILLAR

IT WAS the moment that summed up the night for the Tories.

Chris Philp, 29, punched the air in jubilation as it was announced that he had unseated Labour leader Raj Chada.

This was Camden, which had been a citadel of Labour and was now becoming symbolic of how the party was suffering in London.

The fatal blow was delivered just after 3am. At the polling station, Labour supporters were grim-faced as the final vote was announced.

After 35 years the party had lost control of the council, losing 20 seats with the Liberal Democrats gaining the most, jumping from seven to 20. The Tories and Greens were also winners.

Mr Chada summed up Labour's disappointment, saying: "We are not happy with the result. There will have to be a period where we consider what happened. I do not think recent events helped."

Local MP and former minister Frank Dobson was more outspoken. He said he had told Mr Blair after last year's general election that he and his policies had become "a liability" that would lead to disaster in the polls.

"It is local manifestations of bad government policies that have led to our councillors being defeated," he said.

Asked if a reshuffle would help, Mr Dobson said: "People might think that is rearranging the deckchairs on the Titanic, or in this case changing the ship's officers on the Titanic.

"I don't think it will be good enough, quite frankly. We need the party under new management." For the jubilant Mr Philp it was an extraordinary result. He said: "We spent six months talking to voters and we found they were incensed by Labour failings. We campaigned on local issues such as the terrible state of council housing.

"We got massive support from one council block where tenants had been asking the council to repair their central heating for five years without success."

As the Lib-Dems and Tories celebrated their successes, a steady stream of unseated Labour councillors slipped out through the polling station back door, rather than face journalists.

One man, in particular, had reason to avoid photographers. John Thane, executive member for environment and councillor for Highgate, incurred the wrath of parents faced with council plans to withdraw a 10-minute "grace period" that allowed them to drop off and collect their children at school without the threat of a parking ticket.

A town hall demonstration in March attracted 500 protesters while a 1,500-signature petition, backed by Ewan McGregor and Jamie Oliver's wife Jools, was presented to the council. Mr Thane's seat was taken by Maya de Souza of the Green Party.

At first Labour supporters played down the optimism of the Lib-Dems and the Tories. But as the night progressed, their mood grew increasingly sombre and at 1am came three crushing blows as the Labour-held wards of Cantelowes, Kilburn and Highgate fell in quick succession.

Shortly afterwards a grinning Tory agent revealed Labour was also losing Gospel Oak.

News that Labour had lost Warrington, in its traditional heartland, was met with astonishment. One party member was overheard saying: "Warrington! How the f**k do you lose Warrington!"

Jubilation: Tory Chris Philp celebrates in Camden

OVERSEAS property EXPO

Buy an overseas property with as little as £15,000!

Thinking of investing in overseas property?
...Then visit us today and this weekend!

today&thisweekend!
Fri 5th - Sun 7th May, 10am - 9pm

at Novotel London West, 1 Shortlands, Hammersmith, London W6 8DR

FREE ENTRY TO ALL STANDS AND SEMINARS

- Buy Direct purchasing from the developer!
- Seminars advice and insight into legality, investment & mortgages for 11 countries!
- Properties thousands of resales and hundreds of brand new developments on show.
- Buying Advice free professional advice from our highly trained, experienced staff.
- Relocation Advice worldwide advice on relocation to all regions, also including schooling, movers, tax issues and much more...
- Offers inspection trips on offer, get subsidised flights and accommodation to see your selected properties! No obligation.

Want To Know More? Give Us A Call, It's Free!
0800 3101 218
Or Visit www.overseaspropertyexpo.com

Independent currency advice from HPX
Independent financial advice from CPP
Independent legal advice from Eschwartz

BULGARIA FRANCE PORTUGAL FLORIDA SPAIN BAHAMAS MOROCCO CYPRUS TURKEY DOMINICAN REPUBLIC CAPE VERDE

SPAIN: COSTA DEL SOL, NORTH COSTA BLANCA, SOUTH COSTA BLANCA, COSTA ALMERIA, COSTA CALIDA. CYPRUS: FAMAGUSTA, PAPHOS, LIMASSOL. TURKEY: BODRUM. BULGARIA: BANSKO SKI RESORT, BLACK SEA COAST.

FRANCE: LANGUEDOC, CÔTE D'AZUR. USA: ORLANDO, NAPLES, MIAMI, WEST COAST. BAHAMAS: ABACO, NEW PROVINCE, ELEUTHERA. DOMINICAN REPUBLIC: LA ALTAGRACIA. PORTUGAL: ALGARVE. MOROCCO. CAPE VERDE.

****

Lib-Dem celebrations marred by key losses

ROSS LYDALL
Local Government Correspondent

LIBERAL Democrat celebrations in London were spoiled by the shock loss of Islington, and Labour regaining control of Lambeth.

But they retained control of Kingston-upon-Thames after a fierce fight and took the Tory scalp of Richmond-upon-Thames.

In Islington the loss of 12 seats included the ousting of party leader Steve Hitchins, the most senior Lib-Dem councillor in the capital. Labour saw its number of seats there increase by 12 to 23.

With a Green councillor being elected in the borough for the first time, this left the council hung with 24 Lib-Dem councillors and 24 opposition members. However, the Lib-Dems may be able to continue their six-year rule by holding on to power through the mayor's casting vote.

Other key factors likely to have counted against the Lib-Dems are an over-zealous parking policy, the proposed temporary closure of Archway swimming pool and local concern over the new Arsenal stadium at Ashburton Grove. In Lambeth, the council had been run for the last four years by a Lib-Dem and Tory coalition. Now Labour is dominant with 37 councillors on the 63-member authority.

Labour's revival is surprising because it had more marginal seats than the Lib-Dems to defend. But a shortage of decent state schools sparked parents to form a protest party and the borough was hit by a £3 million scandal when a central heating contractor defrauded the housing department.

The only glimpse of hope for the Lib-Dems came in Richmond, which they managed to seize, smashing the Tories from 34 to 18 seats — many of them on the tightest of margins.

It will be seen in party HQ as a sign that Lib-Dems can challenge the Tories even in areas where the Cameron revival would have been thought to be strongest.

Victory: new Tory council leader Stephen Greenhalgh

Hammersmith and Fulham

HAMMERSMITH & FULHAM fell to the Tories for only the second time in 40 years as they overturned a 12-seat Labour majority.

With a recount in one ward still to be completed, the Conservatives had 32 councillors and Labour 17, giving the Tories control by a comfortable margin.

Although the result did not come out of the blue — the Tories have also done well in the area in parliamentary elections — it was still another serious blow to Labour's standing in the capital. Dominant campaign issues were health, housing and the West London tram project.

The huge deficit run up by the Hammersmith Hospitals NHS Trust raised fears over services, while a lack of cheap housing was also a source of contention.

Stephen Greenhalgh, the new Conservative council leader, claimed Labour had also been damaged by recent bad headlines.

He said: "I think in some respects Labour found it difficult to get out their core vote." Tory strategists believe David Cameron boosted appeal among the prosperous residents.

However, after such a bad night for Labour in London, Tony Blair's party will try to put this result into perspective. Hammersmith & Fulham was a prime Tory target — Labour's lead had been cut in each of the three previous elections — and its loss will not be felt as keenly as some traditional rock-solid Labour councils.

MARTIN BENTHAM

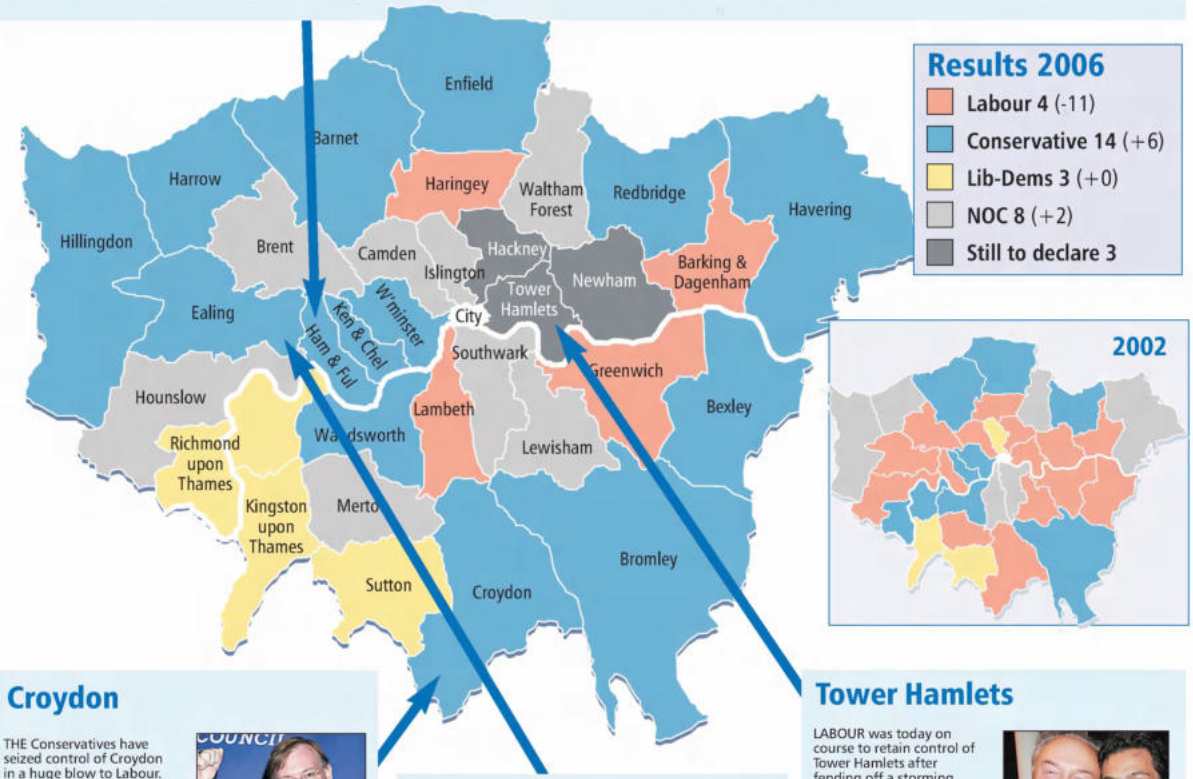

Croydon

THE Conservatives have seized control of Croydon in a huge blow to Labour.

The leader of the Conservative group Mike Fisher said of the victory, which overturned a five-seat Labour majority: "It's a better result than we dreamed of. I think the national picture played some part, but the people of Croydon are fed up that their council tax has gone up by more than 50 per cent in the last four years."

The night saw the Tories make inroads into the traditionally Labour north of the borough. In the Addiscombe ward three young Tories, Russell Jackson, 22, Andrew Price, 26, and Maria Garcia de la Huerta, 31, unseated Labour councillors in one of the biggest shocks of the night. Mr Jackson said: "We are young and that came across. More young people are turning to the Conservatives. People are ready for a change." Conservative seats increased from 31 to 43 and they regained control from Labour for the first time since 1994. Labour lost 10 seats and were left with 27. The Lib-Dems lost their two councillors.

Tony Newman, who had been Labour leader, said: "It's been a tough night for Labour in London."

JACK LEFLEY

Winner: Croydon Tory Mike Fisher

Ealing and Hounslow

ONE of Labour's most ominous defeats was in Ealing, regarded as London's bellwether because with one exception, the victorious party in the council elections has gone on to form the next national government.

Today's result — which shows the Tories up by 20 seats to a total of 37, and Labour down 19 to 29 seats — is, therefore, good news for David Cameron and a blow for whoever emerges as Tony Blair's successor. The Lib-Dems lost one seat and now have only three councillors in Ealing.

Transport, including the West London tram, which the Tories opposed but Labour supported, was one of the key issues, partly because of controversy over the project but also because of anger about an alleged lack of proper public consultation.

Other campaign topics were the council's efforts to combat anti-social behaviour and graffiti although Labour's national problems over foreign prisoners and health are also likely to have influenced some voters.

Labour was dealt another blow when Hounslow, which it had held, switched to no overall control.

MARTIN BENTHAM

Tower Hamlets

LABOUR was today on course to retain control of Tower Hamlets after fending off a storming challenge from George Galloway.

Mr Galloway's anti-war Respect party tore into the Labour support, increasing its number of councillors from one to 11.

Labour also lost ground to the Tories, who picked up seven seats — their strongest showing in the borough's history.

With two wards going to a recount, Labour was expected to have at least 26 seats, enough to keep control. The bitterly-fought contest was overshadowed by allegations of large-scale voting fraud.

Mr Galloway, the MP for Bethnal Green and Bow, said he was "sorry" to see Labour's decline.

"The last thing I want to see is Labour hated. Labour won two landslides but now the party is viscerally hated in large parts of the country." Council leader Michael Keith and his deputy Abdus Shukur fell victim to Respect in the Shadwell ward.

Some results are expected to be challenged, especially in the Limehouse ward where an estimated 700 voters are thought to have had their votes stolen.

JASON BEATTIE

Gain: Galloway with winner Ahmed Hussain

EDITORIAL COMMENT: Page 12 FULL ELECTION RESULTS: Pages 48 & 49

****

Balham

2006 electorate %turnout		10,999	32.4	+ 4.9
Elizabeth A. Forbes	**Con**	**2,284**	**57.9**	**- 1.8**
Caroline H.M. Usher	**Con**	**2,171**	**55.0**	**- 4.4**
Russell J. King	**Con**	**2,090**	**52.9**	**- 6.3**
Jennifer Hill	Lab	695	17.6	- 8.9
Martin C. Tupper	Lab	668	16.9	- 8.4
Siobhan M. Vitelli	Green	637	16.1	+ 7.9
Keiran O'Keeffe	Lab	616	15.6	- 8.0
Matthew G. Green	LD	474	12.0	+ 2.3
Joan E. Gibbs	LD	465	11.8	+ 3.0
Lab to Con swing 2.1%	Maj	1,589	40.3 ●	
		1,476	37.4 ●	
		1,395	35.3 ●	

Bedford

2006 electorate %turnout		11,071	34.2	+ 6.7
***Antonia F.P. Dunn**	**Con**	**1,960**	**45.3**	**+ 5.0**
***Stewart P.A. Finn**	**Con**	**1,929**	**44.6**	**+ 5.1**
***Sheldon A. Wilkie**	**Con**	**1,836**	**42.4**	**+ 5.5**
Peter J. Carpenter	Lab	1,093	25.3	- 11.0
Harvey J. Heath	Lab	1,093	25.3	- 5.3
Wendy M. Speck	Lab	1,062	24.5	- 5.0
John M. Rattray	Green	750	17.3	+ 1.9
Henrietta Norman	LD	521	12.0	- 1.5
Richard R. Williams	LD	464	10.7	
Simon K. Phillips	Ind	95	2.2	
Lab to Con swing 6.4%	Maj	867	20.0 ●	
		836	19.3 ●	
		743	17.1 ●	

Earlsfield

2006 electorate %turnout		11,161	30.8	- 1.6
***Angela Graham**	**Con**	**2,306**	**65.9**	**+15.2**
***Marc Hope**	**Con**	**2,206**	**63.1**	**+14.1**
***Charles McNaught-Davis**	**Con**	**2,006**	**57.4**	**+10.7**
*Nicola F. Brown	Lab	853	24.4	- 11.8
Benjamin J. Evetts	Lab	799	22.9	- 12.9
James Sachon	Lab	589	16.8	- 19.0
Graham Humphries	Green	577	16.5	+10.4
Lab to Con swing 14.0%	Maj	1,453	41.5 ●	
		1,353	38.7 ●	
		1,153	33.0 ●	

East Putney

2006 electorate %turnout		11,096	32.5	+ 4.8
***Leslie F. McDonnell**	**Con**	**2,450**	**64.1**	**+ 0.4**
Jeremy C. Larsson	**Con**	**2,387**	**62.4**	**- 1.1**
***Brian N.C. Prichard**	**Con**	**2,241**	**58.8**	**- 4.1**
Felicity J. Dwyer	Green	582	15.2	
Eileen A. Flanagan	Lab	536	14.0	- 11.2
Jennifer L. Underwood	LD	489	12.8	- 0.9
Victoria O. Anifowoshe	Lab	482	12.6	- 12.2
Eayad M. El Miqdadi	Lab	467	12.2	- 11.2
Gerard A. Walters	LD	352	9.2	- 4.5
Cyril X. Richert	LD	322	8.4	- 2.8
Lab to Con swing 5.0%	Maj	1,868	48.9 ●	
		1,805	47.2 ●	
		1,659	43.6 ●	

Fairfield

2006 electorate %turnout		10,954	30.1	+ 3.8
***Vanessa C.L.C. Graham**	**Con**	**2,085**	**57.8**	**+ 2.4**
***Piers C. McCausland**	**Con**	**1,941**	**53.8**	**+ 1.0**
Stuart J. Thom	**Con**	**1,891**	**52.4**	**+ 0.6**
Beverley Saunders	Lab	668	18.5	- 6.4
Brendan McMullan	Lab	664	18.4	- 6.0
Martin D. Williams	Green	590	16.4	+ 5.8
Brian J. Tomlinson	Lab	575	15.9	- 6.8
Nicholas J. Lowe	LD	413	11.5	- 0.6
Patrick M. Warren	LD	404	11.2	
Lab to Con swing 3.9%	Maj	1,417	37.9 ●	
		1,273	34.1 ●	
		1,223	32.7 ●	

GAIN 1

Furzedown

2006 electorate %turnout		10,548	44.0	+ 7.0
Clare E. Clay	**Con**	**2,033**	**42.8**	**- 0.2**
***John F. Farebrother**	**Lab**	**2,012**	**42.3**	**- 1.5**
Judith M.H. Gasser	**Lab**	**2,010**	**42.3**	**+ 1.5**
Mark D. Thomas	Lab	1,869	39.3	- 1.4
Sean Worth	Con	1,856	39.1	- 2.8
William O. Morgan	Con	1,837	38.7	- 1.2
Michael L. Day	Green	584	12.3	+ 2.3
Ashley W. Jones	LD	316	6.6	- 1.0
Alan S. Giles	LD	298	6.3	- 0.1
Michael G. Rogers	LD	274	5.8	0.0
Lab to Con swing 0.6%	Maj	164	3.5 ●	
		156	3.2 ●	
		154	3.2 ●	

Graveney

2006 electorate %turnout		10,798	38.2	+ 8.2
***Andrew R.A. Gibbons**	**Lab**	**1,547**	**35.8**	**- 9.2**
Rex Osborn	**Lab**	**1,464**	**33.9**	**- 6.6**
Belinda Randall	**Lab**	**1,422**	**32.9**	**- 7.2**
Stephanie M. Dearden	LD	1,244	28.8	- 7.7
Nowsheen Bhatti	LD	1,213	28.1	- 4.8
Jeremy N. Ambache	LD	1,111	25.7	- 4.0
Melanie C.A. Kelly	Con	1,006	23.3	+ 6.5
John A. Locker	Con	952	22.0	+ 5.3
Jhansi Ridgeon	Con	848	19.6	+ 3.1
Timothy M. Turner	Green	489	11.3	+ 2.9
Vallipuram Kallendran	Ind	231	5.3	
Lab to LD swing 1.0%	Maj	303	7.0 ●	
		220	5.1 ●	
		178	4.1 ●	

Latchmere

2006 electorate %turnout		10,226	38.0	+11.2
***Anthony J. Belton**	**Lab**	**1,778**	**45.6**	**- 4.6**
Leonie A. Cooper	**Lab**	**1,772**	**45.5**	**- 4.2**
***Maurice S. Johnson**	**Lab**	**1,687**	**43.3**	**- 1.4**
Philippa J. Hill	Con	1,671	42.9	+ 7.9
Matthew J. Desborough-Hurst	Con	1,668	42.8	+ 9.2
Terence M. Walsh	Con	1,482	38.0	+ 5.3
Marian B. Hoffman	Green	545	14.0	+ 6.9
Lab to Con swing 5.4%	Maj	107	2.7 ●	
		101	2.6 ●	
		16	0.4 ●	

Nightingale

2006 electorate %turnout		11,157	32.2	+ 0.6
Sarah C. McDermott	**Con**	**2,102**	**51.6**	**+ 2.5**
***Ian P. Hart**	**Con**	**2,021**	**49.6**	**+ 0.9**
***Ravindra P. Govindia**	**Con**	**2,019**	**49.6**	**+ 2.0**
Bruce W.D. McKenzie	Green	802	19.7	+ 6.8
Fleur K. Anderson	Lab	773	19.0	- 8.2
Rhian Williams	Lab	616	15.1	- 10.6
Alexander N. Lisinge	Lab	614	15.1	- 9.3
Simon G. Shields	LD	579	14.2	+ 1.4
Anthony J. Fennelly	LD	536	13.2	
Lab to Con swing 5.7%	Maj	1,300	31.9 ●	
		1,219	29.9 ●	
		1,217	29.9 ●	

Northcote

2006 electorate %turnout		10,899	32.9	+ 4.6
***Philip W. Beddows**	**Con**	**2,339**	**58.5**	**- 7.9**
Peter M. Dawson	**Con**	**2,293**	**57.3**	**- 7.5**
***Martin D. Johnson**	**Con**	**2,221**	**55.5**	**- 7.9**
Guy M.C. Evans	Green	686	17.2	+ 6.2
Karen E. Byrne	Lab	649	16.2	- 6.9
Shalu C. Kanal	Lab	555	13.9	- 7.2
Paul R. Nolan	Lab	482	12.1	- 8.5
Christine A. Green	LD	477	11.9	+ 0.1
Charles H. Cronin	LD	456	11.4	+ 0.1
Con to Lab swing 0.2%	Maj	1,653	41.3 ●	
		1,607	40.1 ●	
		1,535	38.3 ●	

Queenstown

2006 electorate %turnout		10,558	34.7	+ 6.5
***Deirdre E. Church**	**Con**	**1,793**	**44.9**	**- 6.1**
Michael G. Todd	**Con**	**1,769**	**44.3**	**- 5.6**
David S. Walden	**Con**	**1,666**	**41.7**	**- 5.2**
Bindu Joshi	Lab	1,362	34.1	- 9.7
Olubbeminiyi Ijaola	Lab	1,346	33.7	- 7.7
Daniel Lodge	Lab	1,336	33.4	- 7.4
Caroline M.G. Austin	Green	586	14.7	
Brian G. Barnes	Ind	320	8.0	
Lab to Con swing 1.3%	Maj	431	10.8 ●	
		407	10.2 ●	
		304	7.6 ●	

Roehampton

2006 electorate %turnout		10,952	32.4	- 0.6
***Scott F. Caisley**	**Con**	**1,872**	**52.3**	**+ 4.0**
Penelope A. Bradford	**Con**	**1,811**	**50.6**	**+ 3.9**
Adrian C. Knowles	**Con**	**1,737**	**48.5**	**+ 2.7**
Donald J. Roy	Lab	1,275	35.6	- 5.0
Amanda C. Webster	Lab	1,196	33.4	- 6.4
John R. Russell	Lab	1,186	33.1	- 2.7
Valerie Shelmerdine	LD	322	9.0	+ 0.6
Michael Turner	Green	290	8.1	+ 1.1
Hugh P. Brown	LD	245	6.8	+ 0.7
Godfrey S. Shocket	LD	232	6.5	
Lab to Con swing 4.1%	Maj	597	16.7 ●	
		536	15.0 ●	
		462	12.9 ●	

St Mary's Park

2006 electorate %turnout		11,039	30.1	+ 3.8
***Mark S. Davies**	**Con**	**2,048**	**57.1**	**- 0.1**
***Tessa M. Strickland**	**Con**	**2,003**	**55.8**	**+ 0.4**
John D. Hallmark	**Con**	**2,000**	**55.8**	**+ 3.1**
Edward Ainsworth	Lab	705	19.7	- 6.2
Sally J.E. Gear	Lab	697	19.4	- 5.4
Peter Taylor	Lab	696	19.4	- 2.8
Hugo W. Charlton	Green	517	14.4	+ 1.6
David J. McCulloch	LD	355	9.9	+ 2.0
David R. Owen-Jones	LD	353	9.8	+ 2.2
Lab to Con swing 3.0%	Maj	1,343	37.4 ●	
		1,298	36.1 ●	
		1,295	36.1 ●	

Shaftesbury

2006 electorate %turnout		10,816	30.9	+ 6.3
***James A. Cousins**	**Con**	**2,036**	**56.6**	**+ 4.4**
***John B. Ellis**	**Con**	**2,024**	**56.3**	**+ 5.8**
Guy J.B. Senior	**Con**	**1,883**	**52.3**	**+ 2.3**
Essie Linton	Lab	811	22.5	- 6.6
Geoffrey Boyd	Lab	742	20.6	- 7.2
Aaron Quinn	Lab	672	18.7	- 8.6
Vincent Pollard	Green	517	14.4	+ 3.0
Jeremy Porter	LD	388	10.8	+ 1.5
Alef Rosenbaum	LD	327	9.1	
Lab to Con swing 5.6%	Maj	1,225	34.1 ●	
		1,213	33.8 ●	
		1,072	29.8 ●	

Southfields

2006 electorate %turnout		11,306	35.9	+ 4.1
Jennifer S. Nickels	**Con**	**2,285**	**54.4**	**+ 1.5**
Lucy E. Allan	**Con**	**2,232**	**53.2**	**+ 0.7**
***Paul Reeve**	**Con**	**1,883**	**52.3**	**+ 2.3**
Anna M.L. Ahmed	LD	867	20.7	+ 7.7
Adam W. Towner	LD	761	18.1	+ 6.9
Anthony K. Burrett	LD	690	16.4	+ 6.8
Josephine D. Simpson	Lab	680	16.2	- 10.0
Trevor R. Smith	Lab	654	15.6	- 9.8
Rasaki A. Amole	Lab	617	14.7	- 6.6
Dorothy H. Horsler	Green	460	11.0	
Edward D.L. Larkin	Ind	73	1.7	
Lab to Con swing 4.8%	Maj	1,418	33.7 ●	
		1,365	32.5 ●	
		1,340	31.9 ●	

Thamesfield

2006 electorate %turnout		10,980	34.9	+ 3.1
***Edward J.U. Lister**	**Con**	**2,470**	**61.5**	**+ 7.0**
Rosemary C. Torrington	**Con**	**2.446**	**60.9**	**+ 6.5**
***James P.R. Maddan**	**Con**	**2,423**	**60.3**	**+ 7.9**
Emily Robinson	Lab	595	14.8	- 4.9
Christopher E. Locke	Lab	581	14.5	- 5.1
Monica E. Vickery	Green	553	13.8	
Ewen G.W. Mitchell	Lab	546	13.6	- 6.0
Christopher J. Jeffery	LD	498	12.4	+ 1.4
Moira R. Sanders	LD	447	11.1	+ 1.7
Martha G. Zantides	LD	391	9.7	
Lab to Con swing 6.2%	Maj	1,875	46.7 ●	
		1,851	46.1 ●	
		1,828	45.5 ●	

Tooting

GAIN 2

2006 electorate %turnout		11,103	37.0	+10.4
Susan John-Richards	**Con**	**1,707**	**39.7**	**+ 8.5**
Alexander M. Jacob	**Con**	**1,682**	**39.1**	**+ 8.3**
Nicholas J. Bowes	**Lab**	**1,643**	**38.3**	**- 12.8**
Elisabeth S. Davies	Lab	1,616	37.6	- 9.3
Matthew J. Maxwell-Scott	Con	1,596	37.1	+ 7.9
*Stuart T. King	Lab	1,560	36.3	- 8.9
Sarah J. Henderson	Green	507	11.8	+ 0.5
Michael A. Clifton	LD	399	9.3	- 2.7
Jaya Patel	LD	393	9.1	- 2.7
Christian Moon	LD	368	8.6	+ 0.6
Philip W. Brand	Comm	136	3.2	
Lab to Con swing 9.3%	Maj	91	2.1 ●	
		66	1.5 ●	
		47	1.2 ●	

Wandsworth Common

2006 electorate %turnout		10,296	37.6	+ 6.1
***Katharine R. Tracey**	**Con**	**2,657**	**61.1**	**- 1.0**
***Maurice A.S. Heaster**	**Con**	**2,628**	**60.5**	**- 1.5**
Henry R.M. Pugh	**Con**	**2,623**	**60.3**	**- 1.5**
Albert R. Vickery	Green	629	14.5	+ 4.9
Michael P. Dolan	Lab	625	14.4	- 4.2
Anna Turley	Lab	553	12.7	- 2.9
David P. Patterson	LD	524	12.1	+ 2.8
Mark S. Panto	Lab	496	11.4	- 4.2
Lab to Con swing 0.7%	Maj	2,028	46.6 ●	
		1,999	46.0 ●	
		1,994	45.8 ●	

West Hill

2006 electorate %turnout		10,918	30.1	- 2.7
***Elizabeth Howlett**	**Con**	**2,149**	**63.1**	**+ 3.4**
Nicholas R. Cuff	**Con**	**1,992**	**58.5**	**+ 1.8**
***Malcolm C. Grimston**	**Con**	**1,964**	**57.7**	**+ 1.3**
Carol Anderton	Lab	677	19.9	- 16.2
John A. Slater	Lab	568	16.7	- 16.2
Alexander D.J. Guite	Lab	561	16.5	- 16.4
Catherine S. Devons	LD	438	12.9	+ 1.2
Tomasz J. Sokolowski	Green	421	12.4	
Laurence Spicer	LD	319	9.4	+ 1.2
Christopher R. Ward	LD	285	8.4	+ 1.2
Lab to Con swing 9.3%	Maj	1,472	43.2 ●	
		1,315	38.6 ●	
		1,287	37.8 ●	

West Putney

2006 electorate %turnout		10,365	34.5	+ 3.0
Elizabeth R. Stokes	**Con**	**2,364**	**69.0**	**+ 2.9**
***Jane Cooper**	**Con**	**2,361**	**68.9**	**+ 3.0**
***Andrew R. Penfold**	**Con**	**2,317**	**67.7**	**+ 4.8**
Maureen D. Booker	Lab	757	22.1	- 2.9
Pauline J. Brueseke	Lab	650	19.0	- 3.7
John A. Slinger	Lab	587	17.1	- 5.2
Susan Shocket	LD	443	12.9	+ 0.6
John T.M. Ryan	LD	422	12.3	+ 0.6
Robert I. Williams	LD	373	10.3	- 0.9
Lab to Con swing 3.8%	Maj	1,607	46.9 ●	
		1,604	46.8 ●	
		1,560	45.6 ●	

Summary of election results

	Year	Elec	%Poll	Con	Lab	LD	Grn	Other
Balham	2006	10,999	32.4	55.3	16.7	11.9	16.1	
	2002	10,615	27.5	59.5	25.1	8.9	6.6	
Bedford	2006	11,071	34.2	44.1	25.0	11.4	17.3	2.2
	2002	10,463	28.6	38.9	32.1	13.5	15.4	
Earlsfield	2006	11,161	30.8	62.1	21.4		16.5	
	2002	10,536	32.4	48.8	36.0	7.4	6.1	1.7
East Putney	2006	11,096	32.5	61.7	12.9	10.1	15.2	
	2002	10,888	27.7	63.4	24.5	12.2		
Fairfield	2006	10,954	30.1	54.7	17.6	11.3	16.4	
	2002	10,321	26.2	53.3	24.0	12.1	10.6	
Furzedown	2006	10,548	44.0	40.2	41.3	6.2	12.3	
	2002	10,430	37.0	41.5	41.9	6.6	10.0	
Graveney	2006	10,798	38.2	21.6	34.2	27.5	11.3	5.3
	2002	10,737	30.0	16.7	41.8	33.1	8.4	
Latchmere	2006	10,226	38.0	41.2	44.8		14.0	
	2002	10,174	25.9	33.8	48.2	8.1	7.1	2.8
Nightingale	2006	11,157	32.2	50.2	16.4	13.7	19.7	
	2002	10,895	31.6	48.5	25.8	12.8	12.9	
Northcote	2006	10,899	32.9	57.1	14.1	11.7	17.2	
	2002	10,714	28.3	60.4	20.1	9.2	10.3	
Queenstown	2006	10,558	34.7	43.6	33.7		14.7	8.0
	2002	9,849	28.2	49.3	42.0	8.8		
Roehampton & Putney Heath	2006	10,952	32.4	50.4	34.0	7.4	8.1	
	2002	10,276	33.0	47.0	38.8	7.3	7.0	
St Mary's Park	2006	11,039	30.1	56.2	19.5	9.9	14.4	
	2002	10,366	26.3	55.1	24.3	7.8	12.8	
Shaftesbury	2006	10,816	30.9	55.1	20.6	9.9	14.4	
	2002	10,770	26.6	51.3	28.0	9.3	11.4	
Southfields	2006	11,306	35.9	53.4	15.5	18.4	11.0	1.7
	2002	10,983	31.8	52.7	24.3	11.3		11.8
Thamesfield	2006	10,890	34.9	60.9	14.3	11.1	13.8	
	2002	10,155	31.8	53.8	19.6	10.2		16.4
Tooting	2006	11,103	37.0	38.7	37.4	9.0	11.8	3.2
	2002	11,105	26.5	30.4	47.7	10.6	11.3	
Wandsworth Common	2006	10,296	37.6	60.6	12.8	12.1	14.5	
	2002	10,039	31.5	63.9	17.5	8.7	9.9	
West Hill	2006	10,918	30.1	59.8	17.7	10.2	12.4	
	2002	10,829	32.8	57.3	33.8	9.0		
West Putney	2006	10,365	34.5	68.5	19.4	12.0		
	2002	10,219	31.5	64.9	23.3	11.7		

Councillors and wards

1.	● Maurice Johnson	Latchmere	16	0.4
2.	● Nick Bowes	Tooting	47	1.2
3.	● Alex Jacob	Tooting	66	1.5
4.	● Susan Richards	Tooting	91	2.1
5.	● Leonie Cooper	Latchmere	101	2.6
6.	● Tony Belton	Latchmere	107	2.7
7.	● Judi Gasser	Furzedown	154	3.2
8.	● John Farebrother	Furzedown	156	3.2
9.	● Clare Clay	Furzedown	154	3.5
10.	● Billi Randall	Graveney	178	4.1
11.	● Rex Osborn	Graveney	220	5.1
12.	● Andy Gibbons	Graveney	303	7.0
13.	● David Walden	Queenstown	304	7.6
14.	● Michael Todd	Queenstown	407	10.2
15.	● Deidre Church	Queenstown	431	10.8
16.	● Adrian Knowles	Roehampton	462	12.9
17.	● Penny Bradford	Roehampton	536	15.0
18.	● Scott Caisley	Roehampton	597	16.7
19.	● Sheldon Wilkie	Bedford	743	17.1
20.	● Stewart Finn	Bedford	836	19.3
21.	● Antonia Dunn	Bedford	867	20.0
22.	● Guy Senior	Shaftesbury	1,072	29.8
23.	● Ravi Govindia	Nightingale	1,217	29.9
24.	● Ian Hart	Nightingale	1,219	29.9
25.	● Sarah McDermott	Nightingale	1,300	31.9
26.	● Paul Reeve	Southfields	1,340	31.9
27.	● Lucy Allan	Southfields	1,365	32.5
28.	● Stuart Thom	Fairfield	1,223	32.7
29.	● Chaz McNaught-Davis	Earlsfield	1,153	33.0
30.	● Paul Ellis	Shaftesbury	1,213	33.8
31.	● Jenny Nickels	Southfields	1,418	33.7
32.	● James Cousins	Shaftesbury	1,225	34.1
33.	● Piers McCausland	Fairfield	1,273	34.1
34.	● Russell King	Balham	1,395	35.3
35.	● John Hallmark	St Mary's Park	1,295	36.1
36.	● Tessa Strickland	St Mary's Park	1,298	36.1
37.	● Paul Davies	St Mary's Park	1,343	37.4
38.	● Caroline Usher	Balham	1,476	37.4
39.	● Malcolm Grimston	West Hill	1,287	37.8
40.	● Vanessa Graham	Fairfield	1,417	37.9
41.	● Martin Johnson	Northcote	1,535	38.3
42.	● Nick Cuff	West Hill	1,315	38.6
43.	● Marc Hope	Earlsfield	1,353	38.7
44.	● Peter Dawson	Northcote	1,607	40.1
45.	● Elizabeth Forbes	Balham	1,589	40.3
46.	● Philip Beddows	Northcote	1,653	41.3
47.	● Angela Graham	Earlsfield	1,453	41.5
48.	● Elizabeth Howlett	West Hill	1,472	43.2
49.	● Brian Prichard	East Putney	1.659	43.4
50.	● Jim Maddan	Thamesfield	1,828	45.5
51.	● Andrew Penfold	West Putney	1,560	45.6
52.	● Henry Pugh	W'wth Common	1.994	45.8
53.	● Maurice Heaster	W'wth Common	1,999	46.0
54.	● Rosemary Torrington	Thamesfield	1,851	46.1
55.	● Kathy Tracey	W'wth Common	2,028	46.6
56.	● Edward Lister	Thamesfield	1,875	46.7
57.	● Jane Cooper	West Putney	1,604	46.8
58.	● Elizabeth Stokes	West Putney	1,607	46.9
59.	● Jeremy Larsson	East Putney	1,805	47.2
60.	● Leslie McDonnell	East Putney	1,868	48.9

Labour: 9 seats

Graveney	3 Lab	234	5.4
Furzedown	2 Lab	155	3.2
Latchmere	3 Lab	75	1.9
Tooting	1 Lab	47	1.2

Conservative majority: 42 seats

Tooting	2 Con	79	1.8
Furzedown	1 Con	164	3.5
Queenstown	3 Con	381	9.5
Roehampton	3 Con	532	14.9
Bedford	3 Con	815	18.8
Nightingale	3 Con	1,245	30.6
Shaftesbury	3 Con	1,170	32.6
Southfields	3 Con	1,374	32.7
Fairfield	3 Con	1,304	34.9
St Mary's Park	3 Con	1,312	36.5
Earlsfield	3 Con	1,320	37.7
Balham	3 Con	1,487	37.7
West Hill	3 Con	1,358	39.9
Northcote	3 Con	1,598	39.9
Thamesfield	3 Con	1,851	46.1
Wandsworth Common	3 Con	2,007	46.1
West Putney	3 Con	1,590	46.4
East Putney	3 Con	1,777	46.6

Conservatives: 51 seats

Incoming and outgoing councillors

Councillors newly elected (23)

- Lucy Allan (Southfields)
- Nicholas Bowes (Tooting)
- Penny Bradford (Roehampton)
- Clare Clay (Furzedown)
- Leonie Cooper (Latchmere)
- Nick Cuff (West Hill)
- Peter Dawson (Northcote)
- Elizabeth Forbes (Balham)
- Judi Gasser (Furzedown)
- Alexander Jacob (Tooting)
- Susan John-Richards (Tooting)
- Russell King (Balham)
- Adrian Knowles (Roehampton)
- Jeremy Larsson (East Putney)
- Sarah McDermott (Nightingale)
- Rex Osborn (Graveney)
- Henry Pugh (Wandsworth Common)
- Elizabeth Stokes (West Putney)
- Stuart Thom (Fairfield)
- Rosemary Torrington (Thamesfield)
- Michael Todd (Queenstown)
- Caroline Usher (Balham)
- David Walden (Queenstown)

Councillors returning (2)

- Jenny Nickels (Southfields)
- Belinda Randall (Graveney)

Councillors standing down (23)

- Lola Ayonrinde (Balham)
- Roger Bird (Thamesfield)
- Colin Dawe (Bedford)
- Andrew Halford (Furzedown)
- Martin Hime (West Putney)
- Ben Holland (West Hill)
- Del Hosain (Graveney)
- Bhavna Joshi (Latchmere)
- Sadiq Khan MP (Tooting)
- Jan Leigh (Southfields)
- Katharine Lindsay (Nightingale)
- Richard Longmore (Balham)
- Nick Longworth (Wandsworth Common)
- David Nurse (Queenstown)
- Gordon Passmore (Northcote)
- Simon Roberts (Southfields)
- Ryan Robson (Roehampton)
- Lord Swansea - Richard Vivian (Southfields)
- Pamela Tatlow (Graveney)
- Charles Walker (Balham)
- Diana Whittingham (East Putney)
- Simon Williams (St Mary's Park)
- Nadhim Zahawi (West Putney)

Councillors defeated (2)

- Nicola Brown (Tooting, standing in Earlsfield)
- Stuart King (Tooting)

By-elections: 2006-2010

There were no by-elections during this Council term

2010

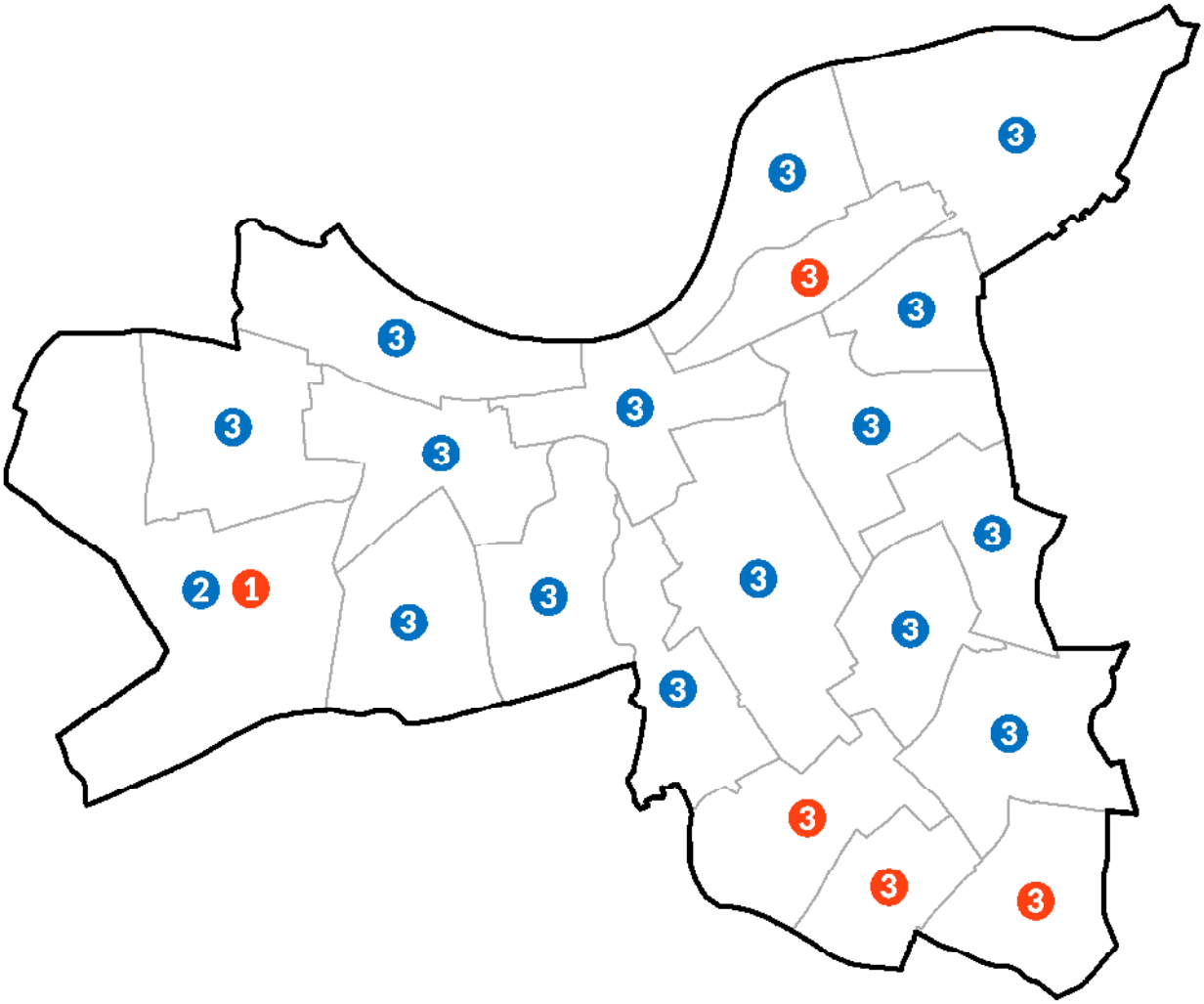

Conservatives	**47**
Labour	**13**

News

Labour takes control of eight more London town halls

Pippa Crerar
City Hall Editor

LABOUR has seized control of more than half of London's town halls, in a series of shock results that defied national expectations.

The party now controls 17 boroughs – adding eight to its total – with the Tories on 11, the Liberal Democrats on two and a further two under no overall control.

The outcome gives Labour some relief from the poor national picture. It had been preparing for heavy council losses, but the first surprise came as it took control of Tory-run Enfield, with 36 seats to their opponents' 27.

It then hung onto Haringey, despite predictions it could be lost to the Liberal Democrats after the Baby P affair. Labour went on to take Harrow and Ealing from the Tories, Islington from the Lib-Dems, and Brent, Hounslow, Southwark, Waltham Forest and Camden from no overall control.

The party also retained control of Greenwich, Lewisham, Hackney, Newham and Lambeth. And in Barking and Dagenham, which many Labour insiders feared could be lost to the British National Party, it completely wiped out the far-Right party.

Experts pointed to a high turnout, caused by the local poll being held on the same day as the general election as the key to Labour's victory. It was the first time the two votes had been held at the same time in the capital.

But senior Labour figures claimed the results showed London was a "progressive" city and voters had reacted to the threat to public services from the Tories, especially to policing and Crossrail.

Tessa Jowell, Minister for London, said: "The people who came out and voted Labour are the people who use public services and know their importance and their value to their lives."

Across London there was a swing of only 2.5 per cent from Labour to the Tories, compared with five per cent nationally. Labour had fared particularly badly in the last borough elections in 2006. This time, the Iraq war was less of an issue and there is some evidence the Labour vote held almost steady in areas with a high ethnic minority population.

The Tories retained 11 councils and won Richmond from the Lib-Dems, mirroring Zac Goldsmith's defeat of Susan Kramer in the Commons seat. Merrick Cockell, leader of the capital's Tory authorities, said: "With a higher turnout, some areas that voted Conservative at local elections last time had a lot of people coming out for Labour, especially in places like Ealing.

"There are always lessons to be learned. The authorities that ran good administrations and lost clearly may have to look at why that may be."

The Lib-Dems retained Sutton and Kingston while Redbridge and Merton remain under no overall control.

> 'The people who voted Labour are the people who use public services and know their importance'
>
> **Tessa Jowell**
> Minister for London

For full council results go to: **standard.co.uk/councils**

HOW THE BOROUGHS CHANGED

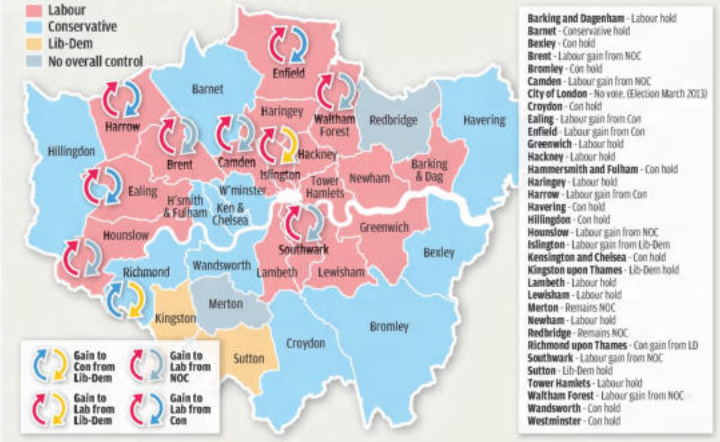

Barking and Dagenham - Labour hold
Barnet - Conservative hold
Bexley - Con hold
Brent - Labour gain from NOC
Bromley - Con hold
Camden - Labour gain from NOC
City of London - No vote. (Election March 2013)
Croydon - Con hold
Ealing - Labour gain from Con
Enfield - Labour gain from Con
Greenwich - Labour hold
Hackney - Labour hold
Hammersmith and Fulham - Con hold
Haringey - Labour hold
Harrow - Labour gain from Con
Havering - Con hold
Hillingdon - Con hold
Hounslow - Labour gain from NOC
Islington - Labour gain from Lib-Dem
Kensington and Chelsea - Con hold
Kingston upon Thames - Lib-Dem hold
Lambeth - Labour hold
Lewisham - Labour hold
Merton - Remains NOC
Newham - Labour hold
Redbridge - Remains NOC
Richmond upon Thames - Con gain from LD
Southwark - Labour gain from NOC
Sutton - Lib-Dem hold
Tower Hamlets - Labour hold
Waltham Forest - Labour gain from NOC
Wandsworth - Con hold
Westminster - Con hold

A mortgage to suit first-time buyers

Talk to us about our 90% tracker mortgage

We're currently offering our Lifetime Tracker Mortgage Special for up to 90% of the property value. And as first-time buyers will not be liable for Stamp Duty Land Tax on properties up to the value of £250,000 until 24 March 2012, this could be a good time to get on the property ladder. So if you're looking to buy a home, why not come to our door first?

Tracks the Bank of England base rate plus	Current Tracker Rate	The overall cost for comparison is
3.99% for the term	4.49%	4.7% APR

Things to consider:

- The HSBC Lifetime Tracker Mortgage Special allows you to make unlimited overpayments, lump-sum payments, or move to a fixed-rate mortgage without incurring an early repayment charge.
- A non-refundable booking fee of £499 applies. Other fees may apply.
- Maximum loan size is £400,000.
- This offer is available for purchase loans with a Loan to Valuation of up to 90% and is only available directly from HSBC (to new and existing customers).

To find out more call us, visit hsbc.co.uk or come into branch.

Your home may be repossessed if you do not keep up repayments on your mortgage.

0800 032 4734 HSBC The world's local bank

Issued by HSBC Bank plc. We reserve the right to change or withdraw this offer at any time, without notice. Our loans are subject to security and status. A first charge will be taken over the property. Textphone 18001 0800 028 0128. Lines are open 8am to 10pm every day. Communications may be recorded and monitored for security and service improvement purposes. AC17896

Reviews

OUR EXPERTS' VERDICTS ON THE WEEKEND'S SHOWS

PLUS THE BEST OF WHAT'S OPENING THIS WEEK

PAGES 34 & 35

High turnout from national poll brings a radical shift of power

Tony Travers

COMMENTARY

AS if the result of the general election were not enthralling enough, the London borough contests provided the capital with a political switchback – a radical shift of power from all other parties to Labour.

Despite having lost almost 100 MPs nationally, Labour gained over 180 councillors in London. The party now runs 17 boroughs, the Conservatives 11 and Liberal Democrats two. Two are in "no overall control".

London borough contests have never before taken place on the same day as a general election. It appears the national poll had the effect of bringing out Labour "core" voters who do not normally take part in council elections. The Tories, although they lost almost 60 seats and some boroughs, did relatively well, taking control of Richmond from the Lib-Dems. Indeed, the Lib-Dems and other smaller parties were badly squeezed, adding to Nick Clegg's poor results – at least in "seats won" terms.

The BNP has been wiped out. All 12 of the party's Barking and Dagenham seats were taken by Labour. Labour MPs and councillors have started to take action about the party's perceived abandonment of the white working class and, as a result, started to overwhelm the BNP. Many boroughs are now one or two-party states, taking London borough politics back to a pattern of predominantly Labour and Conservative representation that had been in decline.

A final thought. Since 1964 Ealing council has been controlled by the party that went on to win the subsequent election each time there has been a change of government. Last week it switched back from the Tories to Labour. A portent?

■ Tony Travers is director of the Greater London Group at the London School of Economics

Balham

2010 electorate %turnout		11,844	67.1	+34.7
***Paul B. Ellis**	**Con**	**4,102**	**50.8**	**- 7.1**
***Caroline H.M. Usher**	**Con**	**4,007**	**49.6**	**- 5.4**
***Russell J. King**	**Con**	**4,003**	**49.6**	**- 3.3**
Alice Cookson	Lab	1,974	24.5	+ 6.9
Edward Elliott	Lab	1,784	22.1	+ 5.2
Joan E. Gibbs	LD	1,524	18.9	+ 2.8
Simon Vandi	Lab	1,504	18.6	+ 3.0
Muriel B. Cronin	LD	1,484	18.4	+ 6.4
Matthew G. Green	LD	1,474	18.3	+ 6.3
Siobhan M. Vitelli	Green	637	16.1	+ 7.9
Con to Lab swing 5.2%	Maj	2,128	26.3 ●	
		2,033	25.1 ●	
		2,029	25.1 ●	

Bedford

2010 electorate %turnout		11,737	64.8	+30.6
***Antonia F.P. Dunn**	**Con**	**3,351**	**44.9**	**- 0.4**
***Alexander M. Jacob**	**Con**	**3,068**	**41.1**	**- 3.5**
John A. Locker	**Con**	**3,023**	**40.5**	**- 1.9**
Thomas Baker	Lab	2,673	35.8	+10.5
Sara J. Higham	Lab	2,299	30.8	+ 5.5
Tim C.W. Walker	Lab	2,025	27.2	+ 2.7
Anthony J. Fennelly	LD	1,458	19.5	+ 7.5
Henrietta Norman	LD	1,310	17.6	+ 6.9
Masood A. Khan	LD	1,309	17.6	
John M. Rattray	Green	710	9.5	- 7.8
Caroline A. van Issum	Green	525	7.0	
Con to Lab swing 4.3%	Maj	678	9.1 ●	
		395	5.3 ●	
		350	4.7 ●	

Earlsfield

2010 electorate %turnout		11,619	64.5	+33.7
***Angela Graham**	**Con**	**3,887**	**51.3**	**- 14.6**
Matthew J. Maxwell-Scott	**Con**	**3,418**	**45.1**	**- 18.0**
***Charles McNaught-Davis**	**Con**	**3,336**	**44.0**	**- 13.4**
Sarah P. Guerra	Lab	2,068	27.3	+ 2.9
Eleanor E. Kilyon	Lab	2,052	27.1	+ 4.2
John R. Russell	Lab	1,750	23.1	+ 6.3
Michael A. Clifton	LD	1,659	21.9	
Tracey Langley	LD	1,320	17.4	
Rashid R. Mustafai	LD	893	11.8	
Steven P. Goldsmith	Green	790	10.4	- 6.1
Con to Lab swing 9.9%	Maj	1,819	24.0 ●	
		1,350	17.8 ●	
		1,268	16.7 ●	

East Putney

2010 electorate %turnout		11,862	61.6	+29.1
***Leslie F. McDonnell**	**Con**	**4,004**	**56.3**	**- 7.8**
***Ravindra P. Govindia**	**Con**	**3,706**	**52.1**	**- 10.3**
Robert D. Morritt	**Con**	**3,651**	**51.3**	**- 7.5**
Emma L. Lindsay	LD	1,452	20.4	+ 7.6
Christian M.R. Klapp	Lab	1,449	20.4	+ 6.6
Gemma V. Reay	Lab	1,443	20.3	+ 7.7
Dominic Le Moignan	Lab	1,342	18.9	+ 6.7
Godfrey S. Shocket	LD	1,239	17.4	+ 8.2
Jason R. Whyte	LD	1,198	16.8	+ 8.4
Caroline M.G. Austin	Green	663	9.3	- 5.9
Richard J. Morris	Green	579	8.1	
Con to Lab swing 7.7%	Maj	2,552	35.9 ●	
		2,254	31.7 ●	
		2,199	30.9 ●	

Fairfield

2010 electorate %turnout		11,746	63.2	+33.1
***Vanessa C.L.C. Graham**	**Con**	**3,991**	**54.9**	**- 2.9**
***Piers C. McCausland**	**Con**	**3,657**	**50.3**	**- 3.5**
***Stuart J. Thom**	**Con**	**3,640**	**50.0**	**- 2.4**
Fitzroy Beckford	Lab	1,774	24.4	+ 5.9
Marcus Messenger	Lab	1,692	23.3	+ 4.9
Fred Ponsonby	Lab	1,576	21.7	+ 5.8
Christina Lees	LD	1,477	20.3	+ 8.8
Patrick M. Warren	LD	1,255	17.3	+ 6.1
Adam R. Watson	LD	990	13.6	
Martin D. Williams	Green	590	8.1	- 8.3
Con to Lab swing 4.9%	Maj	1,417	37.9 ●	
		1,273	34.1 ●	
		1,223	32.7 ●	

Furzedown

2010 electorate %turnout		11,032	65.7	+21.7
***Leonie A. Cooper**	**Lab**	**3,750**	**53.6**	**+11.3**
***John F. Farebrother**	**Lab**	**3,527**	**50.4**	**+ 8.1**
Mark D. Thomas	**Lab**	**3,321**	**47.4**	**+ 8.1**
Peter E.J. Anthony	Con	2,116	30.2	- 12.6
Louise A. Goodall	Con	2,083	29.8	- 9.3
James R. Langley	Con	1,818	26.0	- 12.7
Stephen R. Cooles	LD	1,102	15.7	+ 9.1
Alasdair L.W. Craig	LD	908	13.0	+ 6.7
Javed A. Kayani	LD	769	11.0	+ 5.2
Ciaran J. Butler	Green	565	8.1	- 4.1
Michael L. Day	Green	507	7.2	
Con to Lab swing 10.4%	Maj	1,634	23.4 ●	
		1,411	20.2 ●	
		1,205	17.2 ●	

Graveney

2010 electorate %turnout		11,354	63.2	+25.0
***Andrew R.A. Gibbons**	**Lab**	**3,158**	**43.8**	**+ 8.0**
***Rex Osborn**	**Lab**	**3,009**	**41.7**	**+ 7.8**
***Belinda Randall**	**Lab**	**2,745**	**38.1**	**+ 5.2**
Jeremy N. Ambache	LD	2,246	31.1	+ 2.3
Stephanie M. Dearden	LD	2,160	29.9	+ 1.8
Surinder S. Rhode	LD	1,929	26.7	+ 1.0
Jonathan C. Cox	Con	1,663	23.1	- 0.2
Mandy Chowdhri	Con	1,547	21.4	- 0.6
Sarbani Mazumdar	Con	1,288	17.9	- 1.7
Martin D. Williams	Green	631	8.7	- 2.6
LD to Lab swing 3.4%	Maj	912	12.7 ●	
		763	10.6 ●	
		499	7.0 ●	

Latchmere

2010 electorate %turnout		10,802	57.6	+19.6
***Anthony J. Belton**	**Lab**	**2,951**	**46.5**	**+ 0.9**
Wendy Speck	**Lab**	**2,712**	**42.7**	**- 2.8**
Simon Hogg	**Lab**	**2,667**	**42.0**	**- 1.3**
John Stevenson	Con	2,084	32.8	- 10.1
Nat Okoye	Con	2,023	31.9	- 10.9
Neil J. Turner	Con	1,874	29.5	- 8.5
Layla M. Moran	LD	992	15.6	
Jamie Gillespie	LD	903	14.2	
Luke Taylor	LD	826	13.0	
Alexandros C. Germanis	Green	513	8.1	- 5.9
Peter Wolstenholme	CPA	154	2.4	
Con to Lab swing 4.4%	Maj	867	13.7 ●	
		628	9.9 ●	
		583	9.2 ●	

Nightingale

2010 electorate %turnout		11,682	68.8	+36.6
***Sarah C. McDermott**	**Con**	**4,026**	**48.9**	**- 2.7**
***Ian P. Hart**	**Con**	**3,910**	**47.5**	**- 2.1**
***Sheldon A. Wilkie**	**Con**	**3,574**	**43.4**	**- 6.2**
Elisabeth S. Davies	Lab	2,181	26.5	+ 7.5
Stephen M. Jones	Lab	1,811	22.0	+ 6.9
Mark S. Panto	Lab	1,787	21.7	+ 6.6
Gemma Christian	LD	1,759	21.4	+ 7.2
Edward J. Clapham	LD	1,448	17.6	
Munawar Asif	LD	1,268	15.4	
Bruce W.D. Mackenzie	Green	973	11.8	- 7.9
Con to Lab swing 5.3%	Maj	1,845	22.4 ●	
		1,729	21.0 ●	
		1,393	16.9 ●	

Northcote

2010 electorate %turnout		11,630	66.6	+33.7
Jenny Browne	**Con**	**4,628**	**61.3**	**+ 2.8**
***Peter M. Dawson**	**Con**	**4,278**	**56.7**	**- 0.6**
***Martin D. Johnson**	**Con**	**4,099**	**54.3**	**- 1.2**
Neil Coburn	Lab	1,742	23.1	+ 6.9
Harvey J. Heath	Lab	1,499	19.9	+ 6.0
Charles H. Cronin	LD	1,255	16.6	+ 4.7
Shalu C. Kanal	Lab	1,232	16.3	+ 4.2
Christine A. Green	LD	1,180	15.6	+ 4.2
Tom Paul	LD	982	13.0	
Guy M.C. Evans	Green	580	7.7	- 9.5
Sophy Hansford	Green	579	7.7	
Con to Lab swing 2.7%	Maj	2,886	38.2 ●	
		2,536	33.6 ●	
		2,357	31.2 ●	

Queenstown

2010 electorate %turnout		12,006	56.4	+21.7
Nicola I. Nardelli	**Con**	**2,894**	**44.0**	**- 0.9**
Jo-Anne D. Nadler	**Con**	**2,888**	**43.9**	**- 0.4**
Alexander Raubitschek	**Con**	**2,781**	**42.3**	**+ 0.6**
Jayne U.S.I. Harding	Lab	2,385	36.3	+ 2.2
Gareth Noble	Lab	2,327	35.4	+ 1.7
Peter M. Taylor	Lab	2,133	32.4	- 1.0
Alex Cameron	LD	1,113	16.9	
Helen F. Norbury	LD	886	13.5	
Michael G. Rodgers	LD	751	11.4	
Brian G. Barnes	Green	562	8.5	- 6.2
Joe Stuart	Green	490	7.4	
Con to Lab swing 0.6%	Maj	509	7.7 ●	
		503	7.6 ●	
		396	6.0 ●	

Roehampton and Putney Heath

2010 electorate %turnout		11,043	50.4	+18.0
***Adrian C. Knowles**	**Con**	**2,297**	**41.1**	**- 11.2**
Jennifer S. Nickels	**Con**	**2,192**	**39.2**	**- 11.4**
Peter J. Carpenter	**Lab**	**2,136**	**38.2**	**+ 2.6**
Sean D. Lawless	Lab	2,093	37.4	+ 4.0
*Andrew R.L. Penfold	Con	2,082	37.2	- 11.3
Donald J. Roy	Lab	1,913	34.2	+ 1.1
Elizabeth Daly	LD	1,053	18.8	+ 9.8
Hugh P. Brown	LD	899	16.1	+ 9.3
Valerie Shelmerdine	LD	853	15.3	+ 8.8
Graham P. Humphreys	Green	418	7.5	- 0.6
Con to Lab swing 6.9%	Maj	204	3.7 ●	
		99	1.8 ●	
		54	1.0 ●	

St Mary's Park

2010 electorate %turnout		12,319	58.5	+28.4
***Mark S. Davies**	**Con**	**3,712**	**50.9**	**- 6.2**
***John D. Hallmark**	**Con**	**3,641**	**49.9**	**- 5.9**
***Tessa M.E. Strickland**	**Con**	**3,435**	**47.1**	**- 8.7**
Will J. Martindale	Lab	2,013	27.6	+ 7.9
Jessica M. Studdert	Lab	1,926	26.4	+ 7.0
Anthony E. Tuck	Lab	1,738	23.8	+ 4.4
David R. Owen-Jones	LD	1,210	16.6	+ 6.7
Jeremy W. Porter	LD	991	13.6	+ 3.8
Ruwan Kodikara	LD	916	12.6	+ 2.8
Rory McMullan	Green	766	10.5	- 3.9
Con to Lab swing 6.7%	Maj	1,699	23.3 ●	
		1,628	22.3 ●	
		1,422	19.5 ●	

Thamesfield

2010 electorate %turnout		11,927	67.5	+32.6
***Edward J.U. Lister**	**Con**	**4,938**	**60.0**	**- 1.5**
***Rosemary C. Torrington**	**Con**	**4,685**	**57.0**	**- 3.9**
***James P.R. Maddan**	**Con**	**4,654**	**56.6**	**- 3.7**
Janet Grimshaw	Lab	1,559	19.0	+ 4.2
Moira R. Sanders	LD	1,479	18.0	+ 5.6
Christopher E. Locke	Lab	1,387	16.9	+ 2.4
Marcus Vilaca	LD	1,194	14.5	+ 3.4
Kalsoom Qureshi	Lab	1,192	14.5	+ 0.9
Martha G. Zantides	LD	1,043	12.7	+ 3.0
Jonathan A. Mercer	Green	849	10.3	- 2.7
Con to Lab swing 2.8%	Maj	3,379	41.0 ●	
		3,126	38.0 ●	
		3,095	37.6 ●	

Shaftesbury

2010 electorate %turnout		11,483	62.7	+31.8
***James A. Cousins**	**Con**	**3,804**	**54.4**	**- 2.2**
Jonathan P. Cook	**Con**	**3,751**	**53.6**	**- 2.7**
***Guy J.B. Senior**	**Con**	**3,586**	**51.3**	**- 1.0**
Sara Linton	Lab	2,027	29.0	+ 6.5
Geoffrey Boyd	Lab	1,689	24.1	+ 3.5
Stephen Ryan	Lab	1,525	21.8	+ 3.1
Jemima K.A. Bland	LD	1,233	17.6	+ 6.8
Alexandra E. Sugden	LD	1,031	14.7	+ 5.6
Catherine A. Turner	LD	922	13.2	
Marian B. Hoffman	Green	518	7.4	- 7.0
Peter Mason	Green	430	6.1	
Con to Lab swing 3.2%	Maj	1,777	25.4 ●	
		1,724	24.6 ●	
		1,559	22.3 ●	

Tooting

GAIN 2

2010 electorate %turnout		11,683	62.6	+25.6
Sheila M. Boswell	**Lab**	**3,416**	**47.6**	**+ 9.3**
Benjamin Johnson	**Lab**	**3,291**	**45.9**	**+ 8.3**
James G.D. Daley	**Lab**	**3,154**	**44.0**	**+ 7.7**
*Stewart P.A. Finn	Con	2,399	33.5	- 6.2
Andrew E. Peterkin	Con	2,129	29.7	- 9.4
Trevor Slack	Con	2,125	29.6	- 7.5
Atta Ul Haq	LD	1,075	15.0	+ 5.7
Fahim U. Junjua	LD	1,022	14.3	+ 5.2
Kulendran Vallipuram	LD	933	13.0	+ 3.9
Michael R. Schwarz	Green	540	7.5	- 4.3
Timothy M. Turner	Green	494	6.9	
Philip W. Brand	Comm	138	1.9	- 1.3
Con to Lab swing 8.1%	Maj	1,017	14.1 ●	
		892	12.4 ●	
		755	10.5 ●	

Southfields

2010 electorate %turnout		12,304	65.1	+29.2
***Lucy E. Allan**	**Con**	**4,101**	**51.0**	**- 3.4**
Guy D.R. Humphries	**Con**	**3,952**	**49.3**	**- 3.9**
Terence M. Walsh	**Con**	**3,842**	**47.8**	**- 4.8**
Matthew Hay	Lab	1,922	23.9	+ 7.7
Thomas Marsom	Lab	1,877	23.3	+ 7.7
Alexander N. Lisinge	Lab	1,748	21.7	+ 7.0
Jennifer Underwood	LD	1,607	20.0	- 0.7
Anna M.L. Ahmed	LD	1,557	19.4	+ 1.3
Anthony K. Burrett	LD	1,290	16.0	- 0.4
Tomasz J. Sokolowski	Green	610	7.6	- 3.4
Edward D. Larkin	Ind	135	1.7	0.0
Con to Lab swing 5.8%	Maj	2,179	27.1 ●	
		2,030	25.4 ●	
		1,920	23.9 ●	

Wandsworth Common

2010 electorate %turnout		10,762	69.8	+ 32.2
***Claire E. Clay**	**Con**	**4,706**	**61.6**	**+ 0.5**
***Maurice A.S. Heaster**	**Con**	**4,563**	**59.7**	**- 0.9**
***Katharine R. Tracey**	**Con**	**4,329**	**56.7**	**- 3.6**
Derek Honeyball	Lab	1,470	19.2	+ 4.8
Veronica M. King	Lab	1,380	18.1	+ 5.4
Daniel Smith	Lab	1,209	15.8	+ 4.4
Tamara Page	LD	1,088	14.2	+ 2.1
David P. Patterson	LD	1,050	13.7	
Ashley W. Jones	LD	967	12.7	
Albert R. Vickery	Green	717	9.4	- 5.1
Con to Lab swing 3.1%	Maj	3,236	42.4 ●	
		3,093	40.5 ●	
		2,859	37.5 ●	

West Hill

2010 electorate %turnout		11,683	56.1	+26.0
***Elizabeth Howlett**	**Con**	**3,349**	**48.1**	**- 15.0**
***Nicholas R. Cuff**	**Con**	**3,157**	**45.4**	**- 13.1**
***Malcolm C. Grimston**	**Con**	**2,976**	**42.8**	**- 14.9**
James McKinney	Lab	1,924	27.7	+ 7.8
Basheer U-H. Khan	Lab	1,836	26.4	+ 9.7
Ferdous Rahman	Lab	1,653	23.8	+ 7.3
Catherine S. Devons	LD	1,166	16.8	+ 3.9
Ryan S.R. Bate	LD	1,105	15.9	+ 6.5
Christopher R. Ward	LD	864	12.4	+ 4.0
Simon J. Childs	Green	728	10.5	- 1.9
Steven Roche	BNP	218	3.1	
Con to Lab swing 11.3%	Maj	1,425	20.4 ●	
		1,233	17.7 ●	
		1,052	15.1 ●	

West Putney

2010 electorate %turnout		10,908	62.3	+27.8
***Jane Cooper**	**Con**	**3,685**	**54.6**	**- 14.4**
***Elizabeth R. Stokes**	**Con**	**3,670**	**54.4**	**- 14.5**
Stephanie J. Sutters	**Con**	**3,487**	**51.7**	**- 16.0**
Maureen D. Booker	Lab	1,717	25.4	+ 3.3
Daniel Lawless	Lab	1,461	21.6	+ 2.6
Patrick J. Macfarlane	Lab	1,421	21.1	+ 4.0
Alexander C. Ehmann	LD	1,077	16.0	+ 3.1
Giles P. Wilkes	LD	1,056	15.6	+ 3.3
Robert I. Williams	LD	941	13.9	+ 3.6
Helen S. Lawrance	Green	578	8.6	
Con to Lab swing 9.2%	Maj	1,968	29.2 ●	
		1,953	29.0 ●	
		1,770	26.3 ●	

Summary of election results

	Year	Elec	%Poll	Con	Lab	LD	Green	Other
Balham	2010	11,844	67.1	50.0	21.7	18.5	6.7	
	2006	10,999	32.4	55.3	16.7	11.9	16.1	
Bedford	2010	11,737	64.8	42.2	31.3	18.2	8.3	
	2006	11,071	34.2	45.1	25.6	11.6	17.3	2.2
Earlsfield	2010	11,619	64.5	46.8	25.8	17.0	10.4	
	2006	11,161	30.8	62.1	21.4		16.5	
East Putney	2010	11,862	61.6	53.2	19.8	18.2	8.7	
	2006	11,096	32.5	61.7	12.9	10.1	15.2	
Fairfield	2010	11,746	63.2	49.5	22.1	16.3	12.1	
	2006	10,954	30.1	54.7	17.6	11.3	16.4	
Furzedown	2010	11,032	65.7	28.6	50.5	13.2	7.7	
	2006	10,548	44.0	40.2	41.3	6.2	12.3	
Graveney	2010	11,354	63.2	20.8	41.2	29.3	8.7	
	2006	10,798	38.2	21.6	34.2	27.5	11.3	5.3
Latchmere	2010	10,802	57.6	31.4	43.8	14.3	8.1	2.4
	2006	10,226	38.0	41.2	44.8		14.0	
Nightingale	2010	11,682	68.8	46.6	23.4	18.1	11.8	
	2006	11,157	32.2	50.2	16.4	13.7	19.7	
Northcote	2010	11,630	66.6	57.5	19.8	15.1	7.7	
	2006	10,899	32.9	57.1	14.1	11.7	17.2	
Queenstown	2010	12,006	56.4	43.4	34.7	13.9	8.0	
	2006	10,558	34.7	43.6	33.7		14.7	8.0
Roehampton & Putney Heath	2010	11,043	50.4	39.2	36.6	16.7	7.5	
	2006	10,952	32.4	50.4	34.0	7.4	8.1	
St Mary's Park	2010	12,319	58.5	49.3	25.9	14.2	10.5	
	2006	11,039	30.1	56.2	19.5	9.9	14.4	
Shaftesbury	2010	11,483	62.7	53.1	25.0	15.2	6.8	
	2006	10,816	30.9	55.1	20.6	9.9	14.4	
Southfields	2010	12,304	65.1	49.3	23.0	18.5	7.6	1.7
	2006	11,306	35.9	53.4	15.5	18.4	11.0	1.7
Thamesfield	2010	11,927	67.5	57.9	16.8	15.1	10.3	
	2006	10,890	34.9	60.9	14.3	11.1	13.8	
Tooting	2010	11,683	62.6	30.9	45.8	14.1	7.2	1.9
	2006	11,103	37.0	38.7	37.4	9.0	11.8	3.2
Wandsworth Common	2010	10,762	69.8	59.3	17.7	13.6	9.4	
	2006	10,296	37.6	60.6	12.8	12.1	14.5	
West Hill	2010	11,683	56.1	45.4	25.9	15.0	10.5	3.1
	2006	10,918	30.1	59.8	17.7	10.2	12.4	
West Putney	2010	10,908	62.3	53.5	22.7	15.2	8.6	
	2006	10,365	34.5	68.5	19.4	12.0		

Councillors and wards

1.	● Peter Carpenter	Roehampton	54	1.0
2.	● Jenny Nickels	Roehampton	99	1.8
3.	● Adrian Knowles	Roehampton	204	3.7
4.	● John Locker	Bedford	350	4.7
5.	● Alex Jacob	Bedford	395	5.3
6.	● Alex Raubitschek	Queenstown	396	6.0
7.	● Billi Randall	Graveney	499	7.0
8.	● Jo-Anne Nadler	Queenstown	503	7.6
9.	● Nicola Nardelli	Queenstown	509	7.7
10.	● Antonia Dunn	Bedford	678	9.1
11.	● Simon Hogg	Latchmere	583	9.2
12.	● Wendy Speck	Latchmere	628	9.9
13.	● James Daley	Tooting	755	10.5
14.	● Rex Osborn	Graveney	763	10.6
15.	● Ben Johnson	Tooting	892	12.4
16.	● Andy Gibbons	Graveney	912	12.7
17.	● Tony Belton	Latchmere	867	13.7
18.	● Sheila Boswell	Tooting	1,017	14.1
19.	● Malcolm Grimston	West Hill	1,052	15.1
20.	● Charles McNaught-Davis	Earlsfield	1,268	16.7
21.	● Sheldon Wilkie	Nightingale	1,393	16.9
22.	● Mark Thomas	Furzedown	1,205	17.2
23.	● Nick Cuff	West Hill	1,233	17.7
24.	● Matthew Maxwell-Scott	Earlsfield	1,350	17.8
25.	● Tessa Strickland	St Mary's Park	1,422	19.5
26.	● John Farebrother	Furzedown	1,411	20.2
27.	● Elizabeth Hewlett	West Hill	1,425	20.4
28.	● Ian Hart	Nightingale	1,729	21.0
29.	● Guy Senior	Shaftesbury	1,559	22.3
30.	● John Hallmark	St Mary's Park	1,628	22.3
31.	● Sarah McDermott	Nightingale	1,845	22.4
32.	● Mark Davies	St Mary's Park	1,699	23.3
33.	● Leonie Cooper	Furzedown	1,634	23.4
34.	● Terry Walsh	Southfields	1,920	23.9
35.	● Angela Graham	Earlsfield	1,819	24.0
36.	● Jonathan Cook	Shaftesbury	1,724	24.6
37.	● Russell King	Balham	2,029	25.1
38.	● Caroline Usher	Balham	2,033	25.1
39.	● James Cousins	Shaftesbury	1,777	25.4
40.	● Guy Humphries	Southfields	2,030	25.4
41.	● Stuart Thom	Fairfield	1,866	25.6
42.	● Piers McCausland	Fairfield	1,883	25.9
43.	● Steffi Sutters	West Putney	1,770	26.3
44.	● Paul Ellis	Balham	2,128	26.3
45.	● Lucy Allan	Shaftesbury	2,179	27.1
46.	● Liz Stokes	West Putney	1,953	29.0
47.	● Jane Cooper	West Putney	1,968	29.2
48.	● Vanessa Graham	Fairfield	2,217	30.5
49.	● Rob Morritt	East Putney	2,199	30.9
50.	● Martin Johnson	Northcote	2,357	31.2
51.	● Ravi Govindia	East Putney	2,254	31.7
52.	● Peter Dawson	Northcote	2,536	33.6
53.	● Leslie McDonnell	East Putney	2,552	35.9
54.	● Kathy Tracey	W'wth Common	2,859	37.5
55.	● Jim Maddan	Thamesfield	3,095	37.6
56.	● Rosemary Torrington	Thamesfield	3,126	38.0
57.	● Jenny Browne	Northcote	2,886	38.2
58.	● Maurice Heaster	W'wth Common	3,093	40.5
59.	● Edward Lister	Thamesfield	3,379	41.0
60.	● Claire Clay	W'wth Common	3,236	42.4

Labour: 13 seats

Furzedown	3 Lab	1,527	22.6
Tooting	3 Lab	1,069	15.0
Latchmere	3 Lab	783	12.4
Graveney	3 Lab	859	11.9
Roehampton & Putney Heath	1 Lab	54	1.0

Conservative majority: 33 seats

Roehampton	2 Con	152	2.8
Queenstown	3 Con	572	8.7
Bedford	3 Con	825	10.9
West Hill	3 Con	1,357	19.5
Earlsfield	3 Con	1,591	21.0
Nightingale	3 Con	1,911	23.2
St Mary's Park	3 Con	1,704	23.4
Southfields	3 Con	2,116	26.3
Fairfield	3 Con	2,083	27.4
Shaftesbury	3 Con	1,966	28.1
Balham	3 Con	2,283	28.3
West Putney	3 Con	2,081	30.8
East Putney	3 Con	2,376	33.4
Northcote	3 Con	2,844	37.7
Thamesfield	3 Con	3,380	41.1
Wandsworth Common	3 Con	3,180	41.6

Conservatives: 47 seats

Incoming and outgoing councillors

Councillors newly elected (17)

- Sheila Boswell (Tooting)
- Jenny Browne (Northcote)
- Jonathan Cook (Shaftesbury)
- Peter Carpenter (Roehampton & Putney Heath)
- James Daley (Tooting)
- Simon Hogg (Latchmere)
- Guy Humphries (Southfields)
- Ben Johnson (Tooting)
- John Locker (Bedford)
- Matthew Maxwell-Scott (Earlsfield)
- Rob Morritt (East Putney)
- Jo-Anne Nadler (Queenstown)
- Nicola Nardelli (Queenstown)
- Alexander Raubitschek (Queenstown)
- Wendy Speck (Latchmere)
- Mark Thomas (Furzedown)
- Steffi Sutters (West Putney)

Councillors returning after an absence (1)

- Terry Walsh (Southfields)

Councillors standing down (15)

- Philip Beddows (Northcote)
- Nick Bowes (Tooting)
- Penny Bradford (Roehampton)
- Scott Caisley (Roehampton)
- Dee Church (Queenstown)
- Elizabeth Forbes (Balham)
- Judy Gasser (Furzedown)
- Maurice Johnson (Latchmere)
- Marc Hope (Earlsfield)
- Susan John-Richards (Tooting, elected as Con)
- Jeremy Larsson (East Putney)
- Henry Pugh (Wandsworth Common)
- Paul Reeve (Southfields)
- Michael Todd (Queenstown)
- David Walden (Queenstown)

Councillors defeated (2)

- Stewart Finn (Bedford, standing in Tooting)
- Andrew Penfold (West Putney, standing in Roehampton)

There was one vacancy at the dissolution, in East Putney following the death of Professor Brian Prichard

By-elections: 2010-2014

Thamesfield

Thursday 30th June 2011
Caused by the resignation of Cllr Sir Edward Lister, Con
No change

2011 electorate %turnout		11,824	27.6	- 39.9
Michael J. Ryder	**Con**	**1,479**	**45.5**	**- 12.4**
Christian M.R. Klapp	Lab	1,022	31.5	+14.7
Lisa Smart	LD	545	16.8	+ 1.7
Marian Hoffman	Green	202	6.2	- 4.1
Con to Lab swing 13.6%	Maj	456	14.0	

Southfields

Thursday 29th March 2012
Caused by the resignation of Cllr Lucy Allan, Con
No change

2012 electorate %turnout		12,255	30.6	- 34.5
Kim Caddy	**Con**	**1,841**	**49.1**	**- 0.2**
Joshua D. Kaile	Lab	1,511	40.3	+17.3
John P. Munro	LD	220	5.9	- 12.6
Bruce Mackenzie	Green	100	2.7	- 4.9
Strachan I. McDonald	UKIP	40	1.0	
Choudry Abid	Ind	38	1.0	
Con to Lab swing 8.8%	Maj	330	8.8	

2014

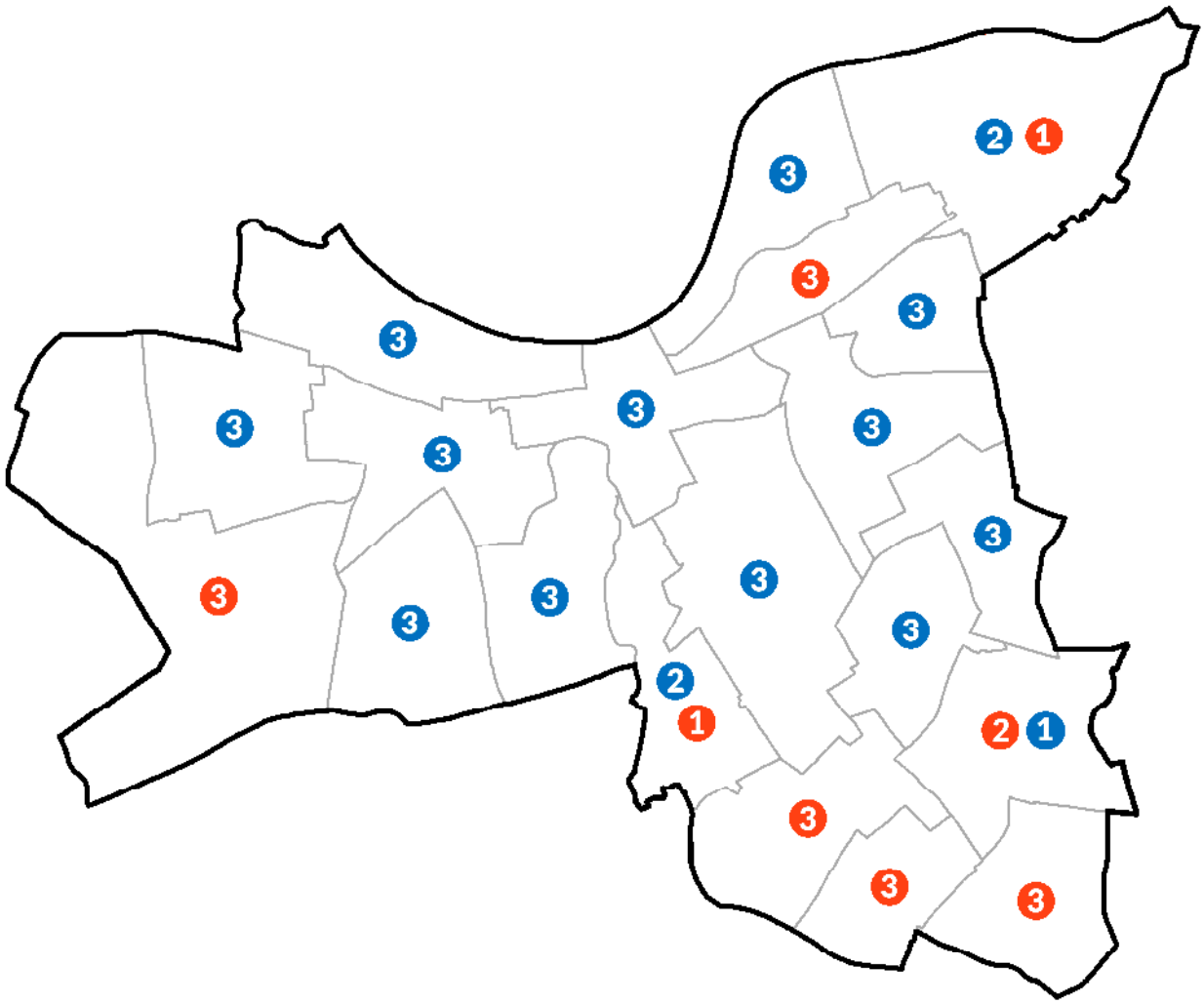

Conservatives	**41**
Labour	**19**

NEWSPAPER OF THE YEAR | standard.co.uk | WEST END FINAL

London Evening Standard

Friday 23 May 2014 | FREE | READ BY MORE THAN 2 MILLION EVERY DAY

DELUXE
BS Magazine
MEET CAMILA ALVES, THE BRAZILIAN BOMBSHELL WHO BAGGED MATTHEW McCONAUGHEY
Available today

UKIP FOX IS IN THE WESTMINSTER HEN HOUSE, SAYS LEADER AFTER POLL WINS

LONDON BUCKS FARAGE TREND

Joe Murphy and Nicholas Cecil

NIGEL FARAGE redrew the political map today with a series of spectacular Ukip victories that bloodied both David Cameron and Ed Miliband.

His party's purple army marched into Tory town halls in the South and trampled over Labour heartlands in the North, gaining at least 90 seats and triggering alarm among MPs in the old parties.

But in London they failed to make big gains, while Labour won a string of boroughs.

The Conservatives lost control of Basildon, Castle Point and Southend-on-Sea – areas of Essex where Mr Farage's anti-EU and immigration message produced a surge of Ukip support. Three Tory MPs broke ranks and called for a pact with Ukip at the general election, which was quickly rejected.

Labour lost Thurrock, again due to a Ukip surge, and was shocked as the tiny rival won seats in old strongholds such as Hartlepool and Rotherham.

A jubilant Mr Farage declared Ukip were now "serious players" and ready to gain seats at the 2015 general election. "The Ukip fox is in the Westminster hen house," he said. In key developments after 64 councils declared results:

- Labour topped the voting, gained 127 seats and

Continued on Page 6

Sky's the limit: Chloe Grace Moretz and Juliette Binoche in high spirits today at the premiere in Cannes of their film Clouds of Sils Maria which is one of the contenders for the Palme d'Or REVIEW: Page 9

CLOUDS STARS HOPE FOR A GOLDEN LINING AT CANNES

SPORT 14 PAGES

PLAY-OFF FINALS
Derby v QPR in the £80 million match

WORLD CUP WATCH
Hoddle: Why 1966 ruined English football

HEINEKEN CUP FINAL
Wilkinson aims to end career with silverware

PAGES 78-91

Like us on Facebook facebook.com/eveningstandard
Follow us on Twitter @standardnews

Essex Man is backing Ukip but

Continued from Page 1

had taken four councils. They had their best results in London, seizing David Cameron's "favourite council" Hammersmith & Fulham, along with Croydon, Merton and Redbridge. But Mr Miliband's team came under fire from Labour MPs who said his vote share was too low to win the 2015 election.

■ The Conservatives lost 114 seats and eight councils but won Kingston-upon-Thames from the Liberal Democrats. There was alarm that Essex Man – the aspirational working-class voter who emblemised Margaret Thatcher's successes in the 1980s – appeared to be turning to Ukip.

■ Nick Clegg's Lib-Dems lost Kingston and were forecast to lose 300 seats in a disastrous outcome. They held Sutton but suffered severe losses in some other London boroughs with sitting MPs, including Brent.

■ Ukip won three seats in Bexley and an impressive 11 in Basildon. In an embarrassing gaffe, communities spokeswoman Suzanne Evans admitted the party had less appeal to Londoners as they were "cultural, educated and young". She tried to repair the damage by tweeting later that "clever people vote Ukip".

Tory chairman rejects calls for election pact with Farage

Gleeful: Nigel Farage shows his delight today at the news of Ukip gains

Mr Farage predicted his party could mop up 200 extra council seats by the end of the day. Recriminations flew in the traditional parties. Tony Ball, who was Tory leader on Basildon council but lost his seat to Ukip, said Mr Cameron "just doesn't get it as far as Europe and immigration are concerned".

Tory MP Jacob Rees-Mogg called for a pact with Ukip to "get those votes into one pot" to avoid losses next year. That was swiftly rejected by party chairman Grant Shapps. Labour MP Graham Stringer accused his party leadership of running an "unforgivably unprofessional" campaign.

Mr Miliband said Ukip's surge was an "expression of discontent" with politicians and because the economic recovery was not benefiting many people. He vowed that Labour would win people's trust in 2015. But elections expert John Curtice said Labour's vote share appeared to be up only three per cent on 2010 – and had fallen compared with local elections in 2012.

Mr Clegg took comfort from better results in Sutton and Eastleigh. "In the areas where we have MPs and good organisation on the ground... we are actually doing well," he said.

Education Secretary Michael Gove said voters were using Ukip to send a "very clear message" which the Tories would heed. "Those concerns and that anger is legitimate," he said.

Brentwood, a parliamentary seat held by Tory Communities Secretary Eric Pickles, also slipped from Conservative control as the party lost two seats to the Lib-Dems and one to Labour.

In Kent, Maidstone switched from Conservative to no overall control as Ukip gained four seats. Thurrock went from Labour to no overall control as Ukip gained five seats. Ukip also gained 10 seats in Rotherham.

Essex Tory backbencher John Baron, the MP for Basildon and Billericay, said Mr Cameron was paying for "past mistakes", including a failure to stem immigration from the EU. The count in the Euro elections begins on Sunday.

■ *Additional reporting by Ben Morgan and Anna Dubuis*

Editorial Comment Page 16

REDBRIDGE

NIGEL HOWARD

Labour win: Sadiq Khan hugs Labour councillor Jas Athwal

Celebrating 150 years of John Lewis.

1997

SMEG introduce their groundbreaking range of FAB fridges. Iconic 50s styling with beautiful curves and bright, bold colours.

SMEG

2014

SMEG launch two new colours in our heritage print. Ice cool steel and soothing citrine are available exclusively at John Lewis.

Never Knowingly Undersold
on quality | on price | on service

John Lewis 150 years

Our commitment to value means that we match the prices of high street competitors (this excludes online-only or mail order businesses). Service conditions must be comparable. See our 'Never Knowingly Undersold' leaflet in our shops or online for details.

London voters stay with Labour

KINGSTON

Tory win: MP Zac Goldsmith, right, with Conservative candidates who ended 12 years of Lib-Dem control

PM loses his 'favourite council' in series of setbacks for Tories

Joseph Watts
Political Correspondent

LABOUR today seized control in battleground London boroughs including the council said to be "David Cameron's favourite".

Hammersmith & Fulham has been hailed as an exemplar by Mr Cameron, but Ed Miliband's party claimed a coup by snatching the borough.

The Standard can reveal the Prime Minister himself spoke to voters by phone last night in a failed bid to stop the tide turning.

Labour also wrestled power from the Tories in Croydon, where Emily Benn, the granddaughter of the late Labour icon Tony Benn was elected.

Ed Miliband's party regained control of Merton and Redbridge and cemented power in Haringey, where the Liberal Democrat vote collapsed.

The Tories held Wandsworth, Richmond and Bexley, though the party's vote in east London was thought to have taken a hit from Ukip.

Labour's shadow minister for London Sadiq Khan hailed the results as an "earthquake", claiming: "On this strong performance Labour is on course to win the trust of Londoners in next year's general election."

Stephen Cowan, the incoming Labour leader at Hammersmith & Fulham, lauded the victory as a rebuke for both Mr Cameron and London Mayor Boris Johnson. In 2010 Labour took 15 seats in the borough to the Tories' 31. This year they claimed 26 to the Conservatives' 20. Mr Cowan said: "This is David Cameron's favourite council. He was doing phone canvassing himself last night and came here last week. The Tories put Boris Johnson on their leaflets. They both put a lot of political capital into winning here and they never expected to lose."

Mixed bag of results: Labour's Ed Miliband

LONDON POINTS THE WAY FOR MILIBAND

COMMENTARY

Joe Murphy Political Editor

WITH results streaming in, this is turning out to be a tale of two elections.

Across the UK, the day belongs to Nigel Farage. Disaffected white working class voters turned their backs on all three big parties in areas as diverse as Essex, Norwich and Sunderland. The best is yet to come as Ukip look sure to come first in Sunday's European results.

In London, the picture is different. Here, Labour's Ed Miliband not only conquered his stated targets, such as Redbridge, but also took the Tory flagship of Hammersmith & Fulham, a genuine and unexpected success.

The contrast between London and the rest of the UK is particularly significant for Labour. Nationally, the campaign was co-ordinated by Douglas Alexander, who has been accused by some party figures of being nervous of upsetting the middle classes.

In London, however, Mr Miliband chose his close ally Sadiq Khan, the shadow justice secretary, to take charge of campaigning up to 2016.

Khan's campaign had a bold focus on bread and butter help for squeezed families, including higher pay, rent curbs, more housing and the cost of fares. He was helped, of course, by Ukip having less appeal for London's younger, multi-racial and better-educated population.

The London Effect matters because Labour is poised to take major decisions this summer about how radical it dares be in its manifesto.

Do they dare, for example, freeze rail fares in a union plan to renationalise the railways?

Asked by the Evening Standard two days ago whether he was inclined to be bold in 2015, Mr Miliband replied: "We've got to show we can make big changes."

Today's results show how far he needs to travel. But London appears to be pointing the way.

Pressure grows on Clegg after another crushing set of results

Nicholas Cecil Deputy Political Editor

NICK CLEGG suffered another dismal election night, losing scores of seats across England and control of the flagship Liberal Democrat council of Kingston-upon-Thames.

The Conservatives claimed an overall majority in Kingston, which has the highest council tax in London, for the first time since 1986.

The Lib-Dems held Sutton, adding to their number of seats, and kept 40 of 44 councillors in Eastleigh, targeted by Ukip at the parliamentary by-election. But by midday, the Lib-Dems had lost at least 115 seats and could end up haemorrhaging nearly 300. They lost 14 seats in Haringey and were left with just one seat in Brent.

Mr Clegg dismissed suggestions that he would resign and insisted: "Where we can work really hard and tell our side of the story, we can still win."

Lib-Dem MPs are expected to face tough battles to win in marginals where Labour is second. But the result in Kingston, where the MP is Lib-Dem Cabinet minister Ed Davey, will prompt concerns that even in Lib-Dem/Tory contests, Mr Clegg's MPs may struggle to hold on.

Morning after: Nick Clegg leaving home today after a night of defeats

PUBLIC AUCTION- 500 LOTS
THIS SUNDAY 25TH MAY
www.cfaalondon.com
@THE QUEEN ELIZABETH CONFERENCE CENTRE
BROAD SANCTUARY, LONDON, SW1P 3EE
ROLEX WATCHES- DAYTONA, SUBMARINER PRESIDENT, YACHT MASTER, GMT, DAYDATE BREITLING, OMEGA, CARTIER...ETC- 200 LOTS
ALL WATCHES BOXED, PAPERS & GUARANTEED
OVER 190 CERTIFICATED DIAMONDS
RINGS, EARRINGS PENDANTS, BRACELETS
INC 4.01 CARAT SOLITAIRE DIAMOND RING
18.60 CT BRACELET, 3.19, 3.02, 2.01 CT RINGS
NEW LAPTOPS INC- TOSHIBA, SAMSUNG -£50
SAMSUNG 60/55" SMART LED 3D TV'S- £100
PANASONIC, SHARP- 39/32" SMART TV'S- £50
APPLE MACBOOK PRO AIR- £200, IMAC- £200
IPAD AIR/MINI- £50, KINDLE FIRE- £20
ORIGINAL ANTIQUE PAINTINGS- c 1850-1910
DAVID BATES, ALFRED POLLENTINE, DANIEL SHERRIN ADRIANUS GROENEWEGEN, THOMAS ROSE MILES CORRODI, EDWIN H BODDINGTON, HENRY H PARKER WILLIAM OLIVER,CHARLES HUNT, GEOFFREY CHATTEN, VICTOR BRUGAIROLLES- 160 LOTS
FRENCH IMPRESSIONIST BY CHRISTOF VEVERS
215 PAINTINGS FROM 'LA GALERIE DE SOPHIE'
92 LADIES HANDBAGS- CHLOE, VERSACE, KRRUG GIVENCHY- START BID £20
FINE WINE- MARGAUX, PAUILLAC, ROTHSCHILD CANTENAC BROWN, HAUT BAGES, LIBERAL DOM PERIGNON, CRISTAL, 85 ASSORTED CASES
PERSIAN SILK RUGS INC- QUM SILK, ISFAHAN TABRIZ, NAIN- OVER 120 RUGS ENTERED
MISCELLANEOUS- PORCELAIN, MIRRORS, LAMPS ART DECO FURNITURE, CUTLERY SETS, BRONZES SILVERWARE, SAMURAI SWORDS
FREE ENTRANCE & REGISTRATION ON ARRIVAL, DOOR OPEN 12 NOON, AUCTION 1PM, ALL PAYMENT ACCEPTED- EXCEPT AMEX
COOPERS, 26 YORK ST, LONDON, W1U 6PZ- 020 8338 8283
www.cfaalondon.com

Comment

London Evening Standard

Established 1827

London bucks the national Ukip trend

AS YET, we have only very partial results from yesterday's local elections, while those from the European elections will not appear until Sunday night. Nevertheless, the council results we do have are proof of a changed political landscape nationally – and a big headache for all three major parties, thanks to Ukip. London, however, has rejected Ukip – and thus far given Labour a big boost.

The Conservatives have inevitably lost seats to Nigel Farage's party, prompting calls from some Tory Right-wingers for an electoral pact with Ukip. That will not happen, as party chairman Grant Shapps made clear today. But their losses to Labour in London, especially flagship council Hammersmith and Fulham, will be galling: it would not appear that a Conservative Mayor has succeeded in shifting the capital's political centre of gravity. The Tories must win more seats at the next general election, especially in urban areas, to gain an overall majority. One crumb of comfort for them is taking Kingston from the Lib-Dems, the kind of battle they need to win in southern England next year. For the Lib-Dems, though, these results are extremely disappointing: they were wiped out in Haringey, though they did manage to hold on to Sutton.

Labour has gained most council seats nationally, taking them off both the Tories and Liberal-Democrats, and its showing in London is especially impressive, with at least four councils won. However, Labour does not, at this point in the count, look likely to win the 500 or more seats nationally that were predicted – the sort of number that a strong opposition would expect so close to a General Election. Moreover, it has taken a terrible beating from Ukip in some of its northern heartlands: losing to Ukip on the popular vote in Rotherham would have been the stuff of pure fantasy even a couple of years ago.

More signficant for the General Election, that same alienation of Labour's white, working-class core vote has crept south. Ukip prevented Labour winning in Thurrock, second on Labour's list of target parliamentary seats since the Tories seized it in 2010, where the party has put in organising resources. Labour also failed to take Swindon council, home of another two target seats. Ed Miliband has thus far avoided confronting Ukip head on. He can surely not afford to do so any longer.

Ukip can thus claim to have made the impact nationally which it has long predicted. The most interesting difference, however, is between London and the rest of the country – even neighbouring areas like Essex, where Ukip did well. Ukip has failed to make any breakthrough in the capital: indeed, in Merton Labour took seats off them. One of those defeated Ukip councillors, Tory defector Suzanne Evans, conceded this morning that Ukip struggles to appeal to "well-educated" and younger voters like those who characterise London. That says a lot about the party's appeal – to "forgotten", older, less-educated voters – and about the gulf between a diverse, optimistic capital and much of the rest of the nation.

Balham

2014 electorate %turnout		11,518	34.6	- 32.5
***Caroline H.M.I. Usher**	**Con**	**2,150**	**48.6**	**- 2.2**
Clare D.W. Salier	**Con**	**2,052**	**46.4**	**- 3.2**
***John P. Ellis**	**Con**	**2,041**	**46.2**	**- 3.4**
Caroline C. Hyland	Lab	1,126	25.5	+ 1.0
Alan J. McDonald	Lab	1,095	24.8	+ 2.7
Toby P.J. Powell	Lab	869	19.6	+ 1.0
Siobhan M. Vitelli	Green	676	15.3	+ 5.6
Muriel B. Cronin	LD	419	9.5	- 9.4
Matthew G. Green	LD	370	8.4	- 10.0
Ralph W.D. Brockman	UKIP	241	5.4	
Con to Lab swing 2.3%	Maj	1,024	23.1 ●	
		926	20.9 ●	
		915	20.7 ●	

Bedford

GAIN 2

2014 electorate %turnout		11,405	39.5	- 25.3
Fleur K. Anderson	**Lab**	**1,935**	**39.4**	**+ 3.6**
***Antonia F.P. Dunn**	**Con**	**1,895**	**38.6**	**- 6.3**
Rosena C. Allin-Khan	**Lab**	**1,843**	**37.6**	**+ 6.8**
*Alexander M. Jacob	Con	1,828	37.3	- 3.8
*John A. Locker	Con	1,826	37.2	- 3.3
Sophia E. Parker	Lab	1,716	35.0	+ 7.8
Albert R. Vickery	Green	673	13.7	+ 4.2
William E. Woodward	LD	329	6.7	- 12.9
Andrew C. Wells	LD	288	5.9	- 11.7
Robert A. Cox	UKIP	243	5.0	
Con to Lab swing 5.7%	Maj	107	2.1 ●	
		179	3.6 ●	
		15	0.3 ●	

Earlsfield

GAIN 1

2014 electorate %turnout		12,541	38.3	- 26.2
***Adrian C. Knowles**	**Con**	**2,164**	**41.4**	**- 9.9**
Charles A. Lescott	**Con**	**2,089**	**40.0**	**- 5.1**
Rachel E. Stokes	**Lab**	**1,877**	**35.9**	**+ 8.6**
Sarbani Mazumdar	Con	1,817	34.8	- 9.2
Colin E. Roberts	Lab	1,809	34.6	+ 7.5
Paul J. White	Lab	1,672	32.0	+ 8.9
Ciaran J. Butler	Green	713	13.7	+ 3.3
John Harmsen	UKIP	361	6.9	
Ashley C. Day	LD	348	6.7	- 15.2
Oliver A. Bailey	LD	329	6.3	- 11.1
Con to Lab swing 8.3%	Maj	355	6.8 ●	
		280	5.4 ●	
		60	1.1 ●	

East Putney

2014 electorate %turnout		12,007	35.8	- 25.8
***Leslie F. McDonnell**	**Con**	**2,261**	**49.2**	**- 7.1**
George L. Crivelli	**Con**	**2,233**	**48.6**	**- 3.5**
***Ravindra P. Govindia**	**Con**	**2,134**	**46.4**	**- 4.9**
Eileen A. Flanagan	Lab	1,050	22.9	+ 2.5
Joseph Gibbons	Lab	937	20.4	- 1.7
Robert Knowles	Lab	858	18.7	- 0.2
Richard J. Morris	Green	644	14.0	+ 4.7
Fernanda G. Miucci-Casale	LD	501	10.9	- 9.5
Godfrey S. Shocket	LD	402	8.7	- 8.7
John M. Williams	LD	387	8.4	- 8.4
Mike B. Wells	UKIP	363	7.9	
Con to Lab swing 3.1%	Maj	1,211	26.3 ●	
		1,183	25.7 ●	
		1,084	23.5 ●	

Fairfield

2014 electorate %turnout		11,364	31.8	- 31.4
***Piers C. McCausland**	**Con**	**1,924**	**46.0**	**- 11.1**
William H.E. Sweet	**Con**	**1,801**	**43.1**	**- 9.2**
***Stuart J. Thom**	**Con**	**1,752**	**41.9**	**- 10.1**
Liam B. Cresswell	Lab	1,021	24.4	- 1.0
Caroline H. Sharp	Lab	958	22.9	- 1.3
Frederick M.T. Ponsonby	Lab	925	22.1	- 0.4
Antony J.D. Waterman	Green	598	14.3	+ 1.1
Patrick M. Warren	LD	374	8.9	- 12.2
Paul H. Scaping	LD	325	7.8	- 10.1
Jacqueline Johnstone	UKIP	271	6.5	
Seymour A. Mclean	Ind	171	4.1	
Con to Lab swing 3.4%	Maj	903	21.6 ●	
		780	18.7 ●	
		731	17.5 ●	

Furzedown

2014 electorate %turnout		11,382	43.7	- 22.0
***Leonie A. Cooper**	**Lab**	**3,101**	**60.0**	**+ 6.4**
Candida A.R. Jones	**Lab**	**2,852**	**55.2**	**+ 4.8**
***Mark D. Thomas**	**Lab**	**2,829**	**54.7**	**+ 7.3**
India K. Brummitt	Con	1,107	21.4	- 8.8
Tracy E.M. Scott	Con	1,036	20.0	- 9.8
Greg A. Munro	Con	990	19.1	- 6.9
Michael L. Day	Green	530	10.3	+ 2.2
Timothy M. Turner	Green	511	9.9	+ 2.7
Laurence C. Richins	UKIP	303	5.9	
David P. Patterson	LD	254	4.9	- 10.8
Kim Hendry	TUSC	121	2.3	
Con to Lab swing 7.3%	Maj	1,994	38.6 ●	
		1,745	33.8 ●	
		1,722	33.3 ●	

Graveney

2014 electorate %turnout		11,515	38.1	- 25.1
***Andrew R.A. Gibbons**	**Lab**	**2,633**	**56.2**	**+12.4**
Alaina MacDonald	**Lab**	**2,595**	**55.4**	**+13.7**
***Rex A. Osborn**	**Lab**	**2,471**	**52.8**	**+14.7**
Harriet E.M.R.Baker	Con	964	20.6	- 2.5
Christopher P. White	Con	801	17.1	- 4.3
Rakesh Mazumdar	Con	784	16.7	- 1.2
Neil R. Partridge	Green	620	13.2	+ 4.5
Stephanie M. Dearden	LD	348	7.4	- 23.7
Edward J. Clapham	LD	311	6.6	- 23.3
David M.J. Perry	UKIP	249	5.3	
Michael A. Clifton	LD	239	5.1	- 21.6
Laurence A. Maples	TUSC	98	2.1	
LD to Lab swing 18.3%	Maj	1,669	35.6 ●	
		1,631	34.8 ●	
		1,507	32.2 ●	

Latchmere

2014 electorate %turnout		11,409	34.9	- 22.7
***Anthony J. Belton**	**Lab**	**2,172**	**50.1**	**+ 3.6**
***Wendy M. Speck**	**Lab**	**1,933**	**44.6**	**+ 1.9**
***Simon A. Hogg**	**Lab**	**1,899**	**43.8**	**+ 1.1**
Matthew W.Y. Plummer	Con	1,218	28.1	- 4.7
Rose P. Sintim	Con	1,203	27.8	- 4.1
Rosemary A. Summerfield	Con	1,096	25.3	- 4.2
Peter Mason	Green	508	11.7	+ 4.1
Angela K.Tinkler	UKIP	327	7.5	
Hollie R.L.Voyce	LD	221	5.1	- 10.5
Richard A. Davis	LD	213	4.9	- 9.3
Robert P. Edwards	TUSC	106	2.4	
Con to Lab swing 3.4%	Maj	954	22.0 ●	
		715	16.5 ●	
		681	15.7 ●	

Nightingale

2014 electorate %turnout		11,404	36.4	- 32.4
***McDermott, Sarah C.**	**Con**	**2,122**	**48.8**	**- 0.1**
Field, Richard C.	**Con**	**2,057**	**47.3**	**- 0.2**
***Ian P. Hart**	**Con**	**1,984**	**45.7**	**+ 2.3**
Mark S. Panto	Lab	1,189	27.4	+ 0.9
Nicholas M. Osborne	Lab	1,136	26.1	+ 4.1
* Belinda J. Randall	Lab	1,059	24.4	+ 2.7
Susan P. Bradley	Green	713	16.4	+ 4.6
Bruce W.D. McKenzie	Green	493	11.3	
Caroline Ogden	LD	443	10.2	- 11.2
Susan Shocket	LD	247	5.7	- 11.9
Strachan I. McDonald	UKIP	214	4.9	
Con to Lab swing 1.0%	Maj	933	21.4 ●	
		868	19.9 ●	
		795	18.3 ●	

Northcote

2014 electorate %turnout		11,013	33.3	- 33.3
Jane M. Dodd	**Con**	**2,198**	**53.2**	**- 8.1**
***Peter Dawson**	**Con**	**2,187**	**52.9**	**- 3.8**
***Martin D. Johnson**	**Con**	**1,984**	**48.0**	**- 6.3**
James H. Heath	Lab	888	21.5	- 2.4
Gareth J. Noble	Lab	805	19.5	- 0.4
Shalu C. Kanal	Lab	761	18.4	+ 2.1
Guy M.C. Evans	Green	623	15.1	+ 7.4
Christine A.Green	LD	388	9.4	- 7.2
Jake M. Beavan	LD	355	8.6	- 7.0
David J.N. Nabarro	UKIP	198	4.8	
Con to Lab swing 3.1%	Maj	1,310	31.7 ●	
		1,299	31.4 ●	
		1,096	26.5 ●	

GAIN 1

Queenstown

2014 electorate %turnout		12,083	35.8	- 20.6
***Nicola I. Nardelli**	**Con**	**1,773**	**41.4**	**- 3.6**
Sally-Ann Ephson	**Lab**	**1,753**	**40.9**	**+ 4.6**
Marie T. Hanson	**Con**	**1,711**	**40.0**	**- 3.9**
Peter J. Marsh	Con	1,678	39.2	- 3.1
Mark W. Rowney	Lab	1,665	38.9	+ 3.5
Peter M. Taylor	Lab	1,650	38.5	+ 6.1
Marian B. Hoffman	Green	401	9.4	+ 0.9
Brian G. Barnes	Green	385	9.0	+ 1.6
Richard A. Shuttleworth	UKIP	313	7.3	
Eldridge F.L.J. Stuart	Green	306	7.1	
Adrian J. Smith	LD	237	5.5	- 11.4
David S. Walden	LD	151	3.5	- 10.0
Con to Lab swing 4.0%	Maj	108	2.5 ●	
		75	1.7 ●	
		46	1.1 ●	

GAIN 2

Roehampton & Putney Heath

2014 electorate %turnout		11,034	35.0	- 15.4
Susan E. McKinney	**Lab**	**1,964**	**47.3**	**+ 9.1**
***Peter J. Carpenter**	**Lab**	**1,870**	**45.0**	**+ 7.6**
Jeremy N. Ambache	**Lab**	**1,865**	**44.9**	**+10.7**
Peter E.J. Anthony	Con	1,423	34.2	- 6.9
Martin T. McGann	Con	1,300	31.3	- 7.9
*Jennifer S. Nickels	Con	1,285	30.9	- 6.3
Daura-Edwina Turner	UKIP	394	9.5	
Graham P. Humphreys	Green	379	9.1	+ 1.6
Katia E. Petros	LD	168	4.0	- 14.8
Toby J. Fenwick	LD	159	3.8	- 12.3
Moira R. Sanders	LD	115	2.8	- 12.5
Con to Lab swing 8.1%	Maj	541	13.1 ●	
		447	10.8 ●	
		442	10.7 ●	

St Mary's Park

2014 electorate %turnout		12,851	33.5	- 25.0
Melanie C.A. Hampton	**Con**	**2,201**	**45.3**	**- 5.6**
***Tessa M.E. Strickland**	**Con**	**2,066**	**42.5**	**- 7.4**
Rory P. O'Broin	**Con**	**2,030**	**41.8**	**- 5.3**
Daniel P.J. Garrigan	Lab	1,363	28.1	+ 0.5
Carmel M.J. Pollen	Lab	1,270	26.2	- 0.2
Clayton J. Pearce	Lab	1,180	24.3	+ 0.5
Lois E. Davis	Green	718	14.8	+ 4.3
Neil M. Hamilton	UKIP	396	8.2	
Jeremy W. Porter	LD	372	7.7	- 8.9
Con to Lab swing 3.2%	Maj	838	17.2 ●	
		703	14.4 ●	
		667	13.7 ●	

Shaftesbury

2014 electorate %turnout		11,303	33.0	- 29.7
***James A. Cousins**	**Con**	**1,932**	**47.5**	**- 6.9**
***Jonathan P. Cook**	**Con**	**1,850**	**45.5**	**- 8.1**
***Guy J.B. Senior**	**Con**	**1,794**	**44.2**	**- 7.1**
Martin Linton	Lab	1,227	30.2	+ 1.2
Katharine C. Stock	Lab	1,084	26.7	+ 2.6
Mohammed Y.O. Al-Ameen	Lab	1,030	25.3	+ 3.5
Caroline M.G. Austin	Green	604	14.9	+ 7.5
Patrick W. Montgomery	LD	391	9.6	- 8.0
Hugh D. van de L'isle	TUSC	96	2.4	
Con to Lab swing 4.9%	Maj	705	17.3 ●	
		623	15.3 ●	
		567	14.0 ●	

Southfields

2014 electorate %turnout		12,752	39.7	- 25.4
***Kim Caddy**	**Con**	**2,302**	**39.3**	**- 11.7**
***Guy D.R. Humphries**	**Con**	**2,291**	**39.1**	**- 10.0**
***Terence M. Walsh**	**Con**	**2,172**	**37.1**	**- 10.7**
Ian S. Tattum	Lab	1,394	23.8	- 0.1
Maureen D. Booker	Lab	1,328	22.7	- 0.6
Elizabeth Martin	Lab	1,252	21.4	- 0.3
Robert J. Richman	Ind	1,106	18.9	
Connie A. Hunter	Green	773	13.2	+ 5.6
Lucy J. Griffin-Beale	LD	460	7.9	- 12.1
Anna M.L. Ahmed	LD	443	7.6	- 11.8
Hugh P. Brown	LD	300	5.1	- 10.9
Con to Lab swing 5.2%	Maj	908	15.5 ●	
		897	15.3 ●	
		778	13.3 ●	

Thamesfield

2014 electorate %turnout		12,056	37.5	- 30.0
***Rosemary C. Torrington**	**Con**	**2,579**	**51.7**	**- 8.3**
***Michael J. Ryder**	**Con**	**2,466**	**49.4**	**- 7.6**
***James P.R. Maddan**	**Con**	**2,437**	**48.8**	**- 7.8**
Janet Grimshaw	Lab	953	19.1	+ 0.1
Stephen Gibbons	Lab	880	17.6	+ 0.7
Richard Carter	Green	846	17.0	+ 6.7
Christopher E. Locke	Lab	790	15.8	+ 1.3
Henry J. Compson	LD	554	11.1	- 6.9
Peter Johnson	LD	479	9.6	- 4.9
Nick C-Y. Zhang	LD	399	8.0	- 4.7
William R.S. Payne	UKIP	298	6.0	
Con to Lab swing 4.3%	Maj	1,626	32.6 ●	
		1,513	30.3 ●	
		1,484	29.7 ●	

Tooting

2014 electorate %turnout		12,126	41.6	- 21.0
Annamarie M. Critchard	**Lab**	**2,499**	**46.0**	**- 1.6**
***James G.D. Daley**	**Lab**	**2,495**	**45.9**	**0.0**
***Benjamin R. Johnson**	**Lab**	**2,371**	**43.6**	**- 0.4**
Robert D. Hughes	Con	1,583	29.1	- 4.4
James S. Raynor	Con	1,525	28.1	- 1.6
Shakeel A. Syed	Con	1,427	26.3	- 3.3
Esther Obiri-Darko	Green	622	11.4	+ 3.9
Jonathon D. Irwin	LD	361	6.6	- 8.4
Giles Derrington	LD	327	6.0	- 8.3
Mark Bennett	UKIP	292	5.4	
Simon A. Sharich	LD	286	5.3	- 9.7
David T.Maples	TUSC	115	2.1	
Philip W. Brand	Comm	112	2.1	+ 0.2
Con to Lab swing 1.3%	Maj	916	16.9 ●	
		912	16.8 ●	
		788	14.5 ●	

Wandsworth Common

2014 electorate %turnout		10,658	39.2	- 30.6
***Claire E. Clay**	**Con**	**2,598**	**56.0**	**- 5.6**
***Maurice A.S. Heaster**	**Con**	**2,396**	**51.7**	**- 8.0**
***Katharine R. Tracey**	**Con**	**2,313**	**49.9**	**- 6.8**
Sophia J. Murday	Lab	916	19.7	+ 0.5
Richard J. Metcalf	Lab	903	19.5	+ 1.4
Kieran P. Cunningham	Lab	875	18.9	+ 3.1
Michael R. Schwarz	Green	574	12.4	+ 3.0
Susan John-Richards	LD	404	8.7	- 5.5
Robert Pasley-Tyler	UKIP	327	7.0	
Con to Lab swing 4.3%	Maj	1,682	36.3 ●	
		1,480	32.2 ●	
		1,397	30.2 ●	

West Hill

2014 electorate %turnout		12,161	37.4	- 18.7
*** Nicholas R. Cuff**	**Con**	**2,138**	**45.6**	**- 4.6**
*** Malcolm C. Grimston**	**Con**	**1,880**	**40.1**	**- 7.2**
Andrew E. Peterkin	**Con**	**1,810**	**38.6**	**- 6.0**
Angela M. Ireland	Lab	1,420	30.3	+ 1.4
Basheer U.H. Khan	Lab	1,413	30.2	+ 2.7
Stephen J. Gallagher	Lab	1,256	26.8	+ 2.0
Tomasz Sokolowski	Green	625	13.3	+ 2.4
Catherine S. Devons	LD	519	11.1	- 6.4
Hugo A. Van Randwyck	UKIP	388	8.3	
Bernard J.C. Tyler	LD	331	7.1	- 11.5
Christopher R. Ward	LD	253	5.4	- 7.6
Con to Lab swing 3.6%	Maj	718	15.3 ●	
		460	9.8 ●	
		390	8.3 ●	

West Putney

2014 electorate %turnout		11,447	37.6	- 24.7
***Jane Cooper**	**Con**	**2,429**	**54.5**	**- 0.1**
Ian P. Lewer	**Con**	**2,237**	**50.2**	**- 4.2**
*** Stephanie J. Sutters**	**Con**	**2,221**	**49.8**	**- 1.9**
Finna J. Ayres	Lab	1,066	23.9	- 1.5
Donald J. Roy	Lab	827	18.5	- 3.1
Anthony N. Stevens	Lab	814	18.3	- 2.8
Alexandros Germanis	Green	490	11.0	+ 2.4
Christopher E. Poole	Green	486	10.8	
Eileen E. Cottis	LD	449	10.1	- 5.9
Anthony W. Hodges	UKIP	396	8.9	
Jamie R. Saddler	LD	387	8.7	- 6.9
Robert I. Williams	LD	297	6.7	- 7.2
Lab to Con swing 0.3%	Maj	1,363	30.6 ●	
		1,171	26.3 ●	
		1,155	25.9 ●	

Summary of election results

	Year	Elec	%Poll	Con	Lab	LD	Green	UKIP	Other
Balham	2014	11,518	34.6	47.1	23.3	9.0	15.3	5.4	
	2010	11,844	67.1	50.0	21.7	18.5	9.7		
Bedford	2014	11,405	39.5	37.7	37.3	6.3	13.7	5.0	
	2010	11,737	64.8	42.2	31.3	18.2	8.3		
Earlsfield	2014	12,541	38.0	38.7	34.2	6.5	13.7	6.9	
	2010	11,619	64.5	46.8	25.8	17.0	10.4		
East Putney	2014	12,007	35.8	48.0	20.7	9.3	14.0	7.9	
	2010	11,862	61.6	53.2	19.8	18.2	8.7		
Fairfield	2014	11,364	31.8	43.7	23.1	8.4	14.3	6.5	4.1
	2010	11,746	63.2	49.5	22.1	16.3	12.1		
Furzedown	2014	11,382	43.7	20.2	56.6	4.9	10.1	5.9	2.3
	2010	11,032	65.7	28.6	50.5	13.2	7.7		
Graveney	2014	11,515	38.1	18.1	54.8	6.4	13.2	5.3	2.1
	2010	11,354	63.2	20.8	41.2	29.3	8.7		
Latchmere	2014	11,409	34.9	27.1	46.2	5.0	11.7	7.5	2.4
	2010	10,802	57.6	31.4	43.8	14.3	8.1		2.4
Nightingale	2014	11,404	36.4	47.3	26.0	8.0	13.9	4.9	
	2010	11,682	68.8	46.6	23.4	18.1	11.8		
Northcote	2014	11,013	34.1	51.3	19.8	9.0	15.1	4.8	
	2010	11,630	66.6	57.5	19.8	15.1	7.7		
Queenstown	2014	12,083	35.8	40.2	39.4	4.5	8.5	7.3	
	2010	12,006	56.4	43.4	34.7	13.9	8.0		
Roehampton & Putney Heath	2014	11,034	36.9	32.1	45.7	3.5	9.1	9.5	
	2010	11,043	50.4	39.2	36.6	16.7	7.5		
St Mary's Park	2014	12,851	33.5	43.2	26.2	7.8	14.8	8.2	
	2010	12,319	58.5	49.3	25.9	14.2	10.5		
Shaftesbury	2014	11,303	33.0	45.7	27.4	9.6	14.9		2.4
	2010	11,483	62.7	53.1	25.0	15.2	6.8		
Southfields	2014	12,752	39.7	38.5	22.6	6.8	13.2		18.9
By-election	2018	12,255	30.6	49.1	40.3	5.9	2.7	1.0	1.0
	2010	12,304	65.1	49.3	23.0	18.5	7.6		1.7
Thamesfield	2014	12,056	37.5	50.0	17.5	9.6	17.0	6.0	
By-election	2011	12,255	30.6	49.1	40.3	5.9	2.7	1.0	1.0
	2010	11,927	67.5	57.9	16.8	15.1	10.3		
Tooting	2014	12,126	41.6	27.8	45.2	6.0	11.4	5.4	4.2
	2010	11,683	62.6	30.9	45.8	14.1	7.2		1.9
Wandsworth Common	2014	10,658	39.2	52.5	19.4	8.7	12.4	7.0	
	2010	10,762	69.8	59.3	17.7	13.6	9.4		
West Hill	2014	12,161	37.4	41.4	29.1	7.9	13.3	8.3	
	2010	11,683	56.1	45.4	25.9	15.0	10.5		3.1
West Putney	2014	11,447	38.5	51.5	20.2	8.5	10.9	8.9	
	2010	10,908	62.3	53.5	22.7	15.2	8.6		

Councillors and wards

1.	● Rosena Allin-Khan	Bedford	15	0.3
2.	● Marie Hanson	Queenstown	46	1.1
3.	● Rachel Stokes	Earlsfield	60	1.1
4.	● Sally-Ann Ephson	Queenstown	75	1.7
5.	● Fleur Anderson	Bedford	107	2.2
6.	● Nicola Nardelli	Queenston	108	2.5
7.	● Antonia Dunn	Bedford	179	3.7
8.	● Charles Lescott	Earlsfield	280	5.4
9.	● Adrian Knowles	Earlsfield	355	6.8
10.	● Andrew Peterkin	West Hill	390	8.3
11.	● Malcolm Grimston	West Hill	460	9.8
12.	● Jeremy Ambache	Roehampton	442	10.7
13.	● Peter Carpenter	Roehampton	447	10.8
14.	● Sue McKinney	Roehampton	541	13.1
15.	● Terry Walsh	Southfields	778	13.3
16.	● Rory O'Broin	St Mary's Park	667	13.7
17.	● Guy Senior	Shaftesbury	567	14.0
18.	● Tessa Strickland	St Mary's Park	703	14.4
19.	● Ben Johnson	Tooting	788	14.5
20.	● Jonathan Cook	Shaftesbury	623	15.3
21.	● Nick Cuff	West Hill	718	15.3
22.	● Guy Humphries	Southfields	897	15.3
23.	● Kim Caddy	Southfields	908	15.5
24.	● Simon Hogg	Latchmere	681	16.4
25.	● Wendy Speck	Latchmere	715	16.5
26.	● James Daley	Tooting	912	16.8
27.	● Annamarie Critchard	Tooting	916	16.9
28.	● Melanie Hampton	St Mary's Park	838	17.2
29.	● James Cousins	Shaftesbury	705	17.3
30.	● Stuart Thom	Fairfield	731	17.5
31.	● Ian Hart	Nightingale	795	18.3
32.	● William Sweet	Fairfield	780	18.7
33.	● Richard Field	Nightingale	868	19.9
34.	● John Ellis	Balham	915	20.7
35.	● Clare Sallier	Balham	926	20.9
36.	● Sarah McDermott	Nightingale	933	21.4
37.	● Piers McCausland	Fairfield	903	21.6
38.	● Tony Belton	Latchmere	954	22.9
39.	● Caroline Usher	Balham	1,024	23.1
40.	● Ravi Govindia	East Putney	1,084	23.5
41.	● George Crivelli	East Putney	1,183	25.7
42.	● Steffi Sutters	West Putney	1,155	25.9
43.	● Ian Lewer	West Putney	1,171	26.3
44.	● Leslie McDonnell	East Putney	1,211	26.3
45.	● Martin Johnson	Northcote	1,096	26.5
46.	● Jim Maddan	Thamesfield	1,484	29.7
47.	● Kathy Tracey	Wandsworth Cmn	1,397	30.2
48.	● Michael Ryder	Thamesfield	1,513	30.3
49.	● Jane Cooper	West Putney	1,363	30.6
50.	● Peter Dawson	Northcote	1,299	31.4
51.	● Jane Dodd	Northcote	1,310	31.7
52.	● Maurice Heaster	Wandsworth Cmn	1,480	32.0
53.	● Rex Osborn	Graveney	1,507	32.2
54.	● Rosemary Torrington	Thamesfield	1,626	32.6
55.	● Mark Thomas	Furzedown	1,722	33.3
56.	● Candida Jones	Furzedown	1,745	33.8
57.	● Alaina MacDonald	Graveney	1,631	34.8
58.	● Andy Gibbons	Graveney	1,669	35.6
59.	● Claire Clay	Wandsworth Cmn	1,682	36.3
60.	● Leonie Cooper	Furzedown	1,994	38.6

Labour: 19 seats

Furzedown	3 Lab	1,820	35.2
Graveney	3 Lab	1,602	34.2
Latchmere	3 Lab	783	18.1
Tooting	3 Lab	872	16.1
Roehampton & Putney Heath	3 Lab	477	11.5
Queenstown	1 Lab	75	1.7
Bedford	2 Lab	61	1.3
Earlsfield	1 Lab	60	1.1

Conservative majority: 22 seats

Queenstown	2 Con	77	1.8
Bedford	1 Con	179	3.7
Earlsfield	2 Con	318	6.1
West Hill	3 Con	523	11.1
Southfields	3 Con	861	14.7
St Mary's Park	3 Con	736	15.1
Shaftesbury	3 Con	632	15.5
Fairfield	3 Con	805	19.3
Nightingale	3 Con	865	19.9
Balham	3 Con	955	21.6
East Putney	3 Con	1,159	25.2
West Putney	3 Con	1,230	27.6
Northcote	3 Con	1,235	29.9
Thamesfield	3 Con	1,541	30.9
Wandsworth Common	3 Con	1,520	32.9

Conservatives: 41 seats

Incoming and outgoing councillors

Councillors newly elected (21)

- Rosena Allin-Khan (Bedford)
- Jeremy Ambache (Roehampton & Putney Heath)
- Fleur Anderson (Bedford)
- Kim Caddy (Southfields, elected in a 2012 by-election)
- Annamarie Critchard (Tooting)
- George Crivelli (East Putney)
- Sally Ann Ephson (Queenstown)
- Richard Field (Nightingale)
- Melanie Hampton (St Mary's Park)
- Marie Hanson (Queenstown)
- Candida Jones (Furzedown)
- Charles Lescott (Earlsfield)
- Ian Lewer (West Putney)
- Alaina MacDonald (Graveney)
- Sue McKinney (Roehampton & Putney Heath)
- Rory O'Broin (St Mary's Park)
- Andy Peterkin (West Hill)
- Mike Ryder (Thamesfield, elected in a 2011 by-election)
- Clare Salier (Balham)
- Rachel Stokes (Earlsfield)
- Will Sweet (Fairfield)

Councillors standing down (15)

- Sheila Boswell (Tooting)
- Jane Brown (Northcote)
- Mark Davies (St Mary's Park)
- John Fairbrother (Furzedown)
- Angela Graham (Earlsfield)
- Vanessa Graham (Fairfield)
- John Hallmark (St Mary's Park)
- Elizabeth Howlett (West Hill)
- Russell King (Balham)
- Matthew Maxwell Scott (Earlsfield)
- Charles McNaught-Davis (Earlsfield)
- Rob Morritt (East Putney, elected as Con)
- Jo-Anne Nadler (Queenstown)
- Alex Raubitschek (Queenstown)
- Sheldon Wilkie (Nightingale)

Councillors defeated (4)

- Alex Jacob (Bedford)
- John Locker (Bedford)
- Jenny Nickels (Roehampton & Putney Heath)
- Billi Randall (Graveney, standing in Nightingale)

By-elections: 2014-2018

Earlsfield

Thursday 7th May 2015
Caused by the death of Cllr Adrian Knowles, Con
No change

2015 electorate %turnout		12,683	66.8	
Angela Graham	**Con**	**4,218**	**49.9**	**+11.2**
Paul J. White	Lab	3,079	36.4	+ 2.2
Liam R. Morgan	Green	514	6.1	- 7.6
Olliver A. Bailey	LD	367	4.3	- 2.2
Thomas M. Blackwell	UKIP	277	3.3	- 3.6
Lab to Con swing 4.5%	Maj	1,139	13.5	

Tooting

Thursday 18th August 2016
Caused by the resignation of Cllr Ben Johnson, Lab
No change

2016 electorate %turnout		12,238	20.2	
Paul J. White	**Lab**	**1,467**	**58.5**	**+13.3**
Thomas D. Norman	Con	644	25.7	- 2.1
Eileen R. Arms	LD	267	10.6	+ 4.6
Albert R. Vickery	Green	116	4.6	- 6.8
Alexander A. Balkan	SDP	15	0.6	
Con to Lab swing 7.7%	Maj	823	32.8	

Queenstown

Thursday 10th November 2016
Caused by the death of Cllr SallyAnn Ephson, Lab
No change

2016 electorate %turnout		12,280	23.8	
Aydin E. Osborne-Dickerdem	**Lab**	**1,551**	**53.3**	**+13.9**
Rhodri Morgan	Con	987	33.9	- 6.3
Richard Davis	LD	249	8.6	+ 4.1
Stella Baker	Green	122	4.2	- 4.3
Con to Lab swing 10.1%	Maj	564	19.4	

Thamesfield

Thursday 9th November 2017
Caused by the death of Cllr Jim Maddan, Con
No change

2017 electorate %turnout		12,234	32.0	
John Locker	**Con**	**1,910**	**48.9**	**- 1.1**
Sally Warren	Lab	1,101	28.2	+10.7
Ryan Mercer	LD	619	15.9	+ 6.3
Di McCann	Green	275	7.0	- 10.0
Con to Lab swing 5.9%	Maj	809	20.7	

2018

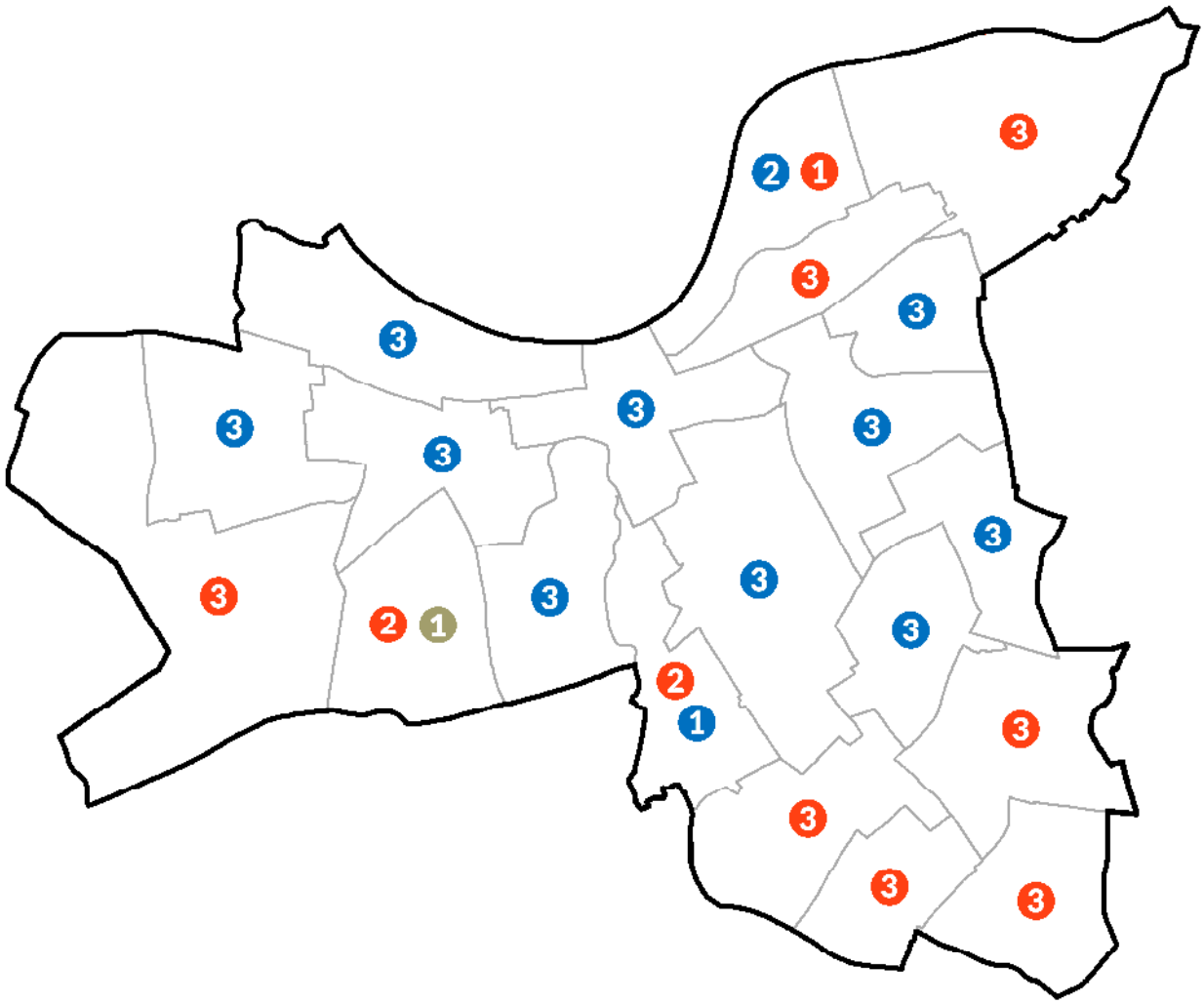

Conservatives	**33**
Labour	**26**
Independent	**1**

FREE LONDON FRIDAY 4 MAY 2018 24/7 ONLINE NEWS STANDARD.CO.UK WEST END FINAL EXTRA

Evening Standard

WENGER HITS OUT: OZIL IS VICTIMISED

ARSENAL BOSS DEFENDS STAR AFTER KEOWN'S CRITICISM SPORT PAGE 76

YOUR GUIDE TO THE HOLIDAY WEEKEND

JESSIE WARE ON DANCING TO PRINCE PLUS THE PICK OF WHAT'S ON » GOING OUT PAGES 39-53

CORBYN FACES LABOUR BACKLASH

» MPs' FURY OVER FAILURE IN KEY ELECTION TARGETS

» ANTI-SEMITISM ROW HITS PARTY IN NORTH LONDON

Joe Murphy, Nicholas Cecil and Kate Proctor

JEREMY CORBYN faced a furious backlash from his own party today after failing to topple Tory councils in London and suffering setbacks around the country.

MPs and Jewish campaigners lashed out after Labour was crushed in top election target Barnet, where voters punished Mr Corbyn for his failure to crack down on anti-Semitism. Labour failed to win in Tory flagships Wandsworth and Westminster, despite gaining some seats, and missed several targets outside the capital including Swindon.

Visiting Barnet, Theresa May said: "I think people of all faiths have rejected the vile anti-Semitism that has gone unchallenged in the Labour Party for too long." In a victory speech in Wandsworth she told jubilant supporters: "This was one of their top targets and they threw everything at it, but they failed."

The Liberal Democrats were celebrating after

Continued on Page 4



Tradition: Meghan Markle with father Thomas, who will fly in for her wedding to Prince Harry this month. It was also announced today that she will not have a maid of honour FULL STORY: Page 11

REVEALED: MEGHAN'S FATHER WILL WALK HER DOWN AISLE

ALL FOR LESS THAN A TENNER

Go SIM Only with 4GB data from just £8.①
Plus, a chance to win a £5,000 Curry PC World GiftCard.②

WE COMPARE, YOU SAVE

Carphone Warehouse

Call free from a mobile 68700

① 1-month contract. Subject to credit check. Networks may increase monthly price in line with Retail Price Index (RPI) ② UK residents aged 18+. Excludes DCG employees. Open 13/04/18 to 06/05/18. Buy an ID Pay Monthly SIM-only contract to be entered into a draw to win one of four £5,000 Currys PC World gift cards. NI only, no purchase necessary, visit https://www.carphonewarehouse.com/gisim to participate. See https://www.carphonewarehouse.com/gisim for full terms.

I'm not past my peak, says Corbyn as Labour misses key targets

But furious members round on leader for failing to get a grip on complaints about scandal within party

Labour

Continued from Page 1

wresting Richmond from the Tories, and Ukip suffered a near wipeout.

For Labour, Barnet was a missed open goal, with the council moving from no overall control to a Tory majority of 13, and the Conservatives gaining seven seats as Labour lost five. Labour's failure was blamed squarely by furious MPs on its leader, for not tackling problems of anti-Semitism in the ranks of his Left-wing supporters.

Labour did win Plymouth and Kirklees and forced the Tories to cede control of Trafford, but lost Derby and Nuneaton and Bedworth. In a night of drama:

- Mrs May was strengthened by a series of successes in Brexit-backing areas where Tories mopped up votes from a crushed Ukip;
- As well as reducing the Tories to 11 seats in Richmond, the Lib Dems were "confident" of snatching Kingston, and their candidate Peter Taylor was elected mayor of Watford;
- In Tower Hamlets, Labour mayor John Biggs saw off a challenge from Rabina Khan of the People's Alliance for Tower Hamlets, a former ally of disgraced ex-mayor Lutfur Rahman;
- Labour's Rokhsana Fiaz was elected mayor of Newham. She had been selected as candidate ahead of previous Labour mayor Sir Robin Wales after receiving backing from Left-wing group Momentum. Lewisham also re-elected a Labour mayor, Damien Egan.

Anti-Semitism row is blamed for party's defeat in Barnet

BARNET
CONSERVATIVE WIN FROM NO OVERALL CONTROL

Conservatives	38 (+7)
Labour	25 (-5)
Liberal Democrats	0 (-1)
Independent	0 (-1)

- *Overall borough turnout: 43.7%.*

Ben Morgan

LABOUR figures in Barnet today called on Jeremy Corbyn to personally apologise after the anti-Semitism row was blamed for their stinging failure.

The party had been widely expected to win for the first time since the local authority was created in 1964 but the Tories seized power from no overall control after Labour's support evaporated.

The borough has the highest number of Jewish residents in the UK.

Among the casualties was rising star Adam Langleben, 31, who was ousted from West Hendon in a shock Conservative victory.

Mr Langleben, a member of the national executive committee of Jewish Labour, said: "Our party has lost its way. Most people in the Jewish community now think the Labour Party is racist.

"Jeremy Corbyn was due to visit Barnet tomorrow. That invite is still open. He should come to Barnet and begin the healing process by issuing a full apology to show he understands contemporary anti-Semitism and why the leadership have not got a grip of it."

Labour targeted three marginal wards they believed could deliver a historic win. But members were greeted by tears from former Labour voters after the local party accused Mr Corbyn of not addressing the "moral problem" of hate crime within the party. Labour group leader Barry Rawlings said: "I think it is to do with the leadership."

Victory lap: Theresa May celebrates with Conservatives at Wandsworth Town Hall today after their victory. London Mayor Sadiq Khan, right, was at the borough's count. Below, Labour and Lib-Dem candidates discuss their fortunes in Barnet

LUCY YOUNG

I think people of all faiths have rejected the vile anti-Semitism that has gone unchallenged in the Labour Party for too long

Theresa May in Wandsworth today

NIGEL HOWARD

● The Electoral Commission is launching an inquiry into a voter ID trial which resulted in people being turned away from polling stations.

Asked whether the results showed that Labour had passed the point of "peak Corbyn", Mr Corbyn said: "No, no, there is much more to come and it's going to get even better." He told Sky: "Obviously, I am disappointed at any places where we lost a bit of ground, but if you look at the overall picture, Labour gained a lot of seats across the whole country, we gained a lot of votes in places we never had those votes before."

Labour's shadow communities secretary Andrew Gwynne admitted the anti-Semitism storm had shattered trust with the Jewish community. He told the BBC: "We have to do a lot more in the Labour Party to tackle those complaints of anti-Semitism ... We have to rebuild that trust with the Jewish community. The only way we rebuild that trust — and it will be a slow process — is that we tackle the complaints of anti-Semitism head on. We root it out of the Labour Party where it exists."

Barry Rawlings, leader of the Labour group on Barnet council, said: "If anti-Semitism had been dealt with a couple of years ago, when it should have been, the people of Barnet would be waking up to a Labour council today."

WATCH THE VIDEO ONLINE standard.co.uk/results

Labour councillor Adam Langleben, who was defeated in West Hendon ward and works for the Jewish Leadership Council, added: "The Labour Party is seen by far too many people in the Jewish community as being racist right now." Barnet was seen as the easiest town hall for Labour to seize, but it failed to, with a turnout of around 70 per cent in one ward. Several Conservative candidates in the borough won with more than 3,000 votes.

Labour MP John Mann tweeted: "Those who called anti-Semitism a smear cost Labour badly last night."

But former mayor Ken Livingstone, whose comments about Hitler in 2016 helped cause the anti-Semitism row, made clear he would not be silenced. "I'm not going to my grave without this issue being resolved," he said.

Despite failing to win more councils in London, Labour gained dozens of seats including in wards where historically it has had little success, such as West End in Westminster. It increased its seats from 15 to 19 in Westminster but the Tories kept control with 41.

Labour said it came within 141 votes of seizing Wandsworth — with a handful of votes being the difference in four key wards. It ended the night on 26 to the Tories' 33.

Mayor Sadiq Khan tweeted: "It looks like Labour has made even more progress across London and are heading for our best result in the capital since 1971." He added: "We should never apologise for being ambitious and fighting for every vote and taking the fight to the Tories in every corner of our city."

Outside the capital, Labour failed to make the breakthroughs many experts believe it needs to pave the way for Mr Corbyn to get to No 10. The Tories gained Basildon from no overall control after winning five seats as Ukip lost 10.

The results were a blow to Momentum, whose much-vaunted "Unseat" campaign to bus campaigners into target areas failed to topple a single Tory council. Former Labour aide Adrian McMenamin tweeted: "Labour outsourced expectations management to social media amateurs who have never fought a real election and surprise, surprise they were clueless."

At 1pm, with 112 out of 150 results in, Ukip had lost 107 councillors, Labour had gained 49, the Conservatives were up eight and the Lib Dems up 34.

More reports Pages 6-9
Editorial Comment Pages 16

May breathes big sigh of relief

Conservatives do better than expected ... but still lose seats overall in capital

Tories

Joe Murphy Political Editor

JEREMY SELWYN

THERESA MAY breathed a sigh of relief today as Conservatives claimed victories in Barnet, Peterborough and Basildon and comfortably held onto low-tax flagships Wandsworth and Westminster.

With two-thirds of the results in this morning, the overall picture was of a net loss of only two seats nationally — a far better countrywide result than expected, much of it in Brexit-voting areas. However, the results in London were patchier, with an overall loss of seats. The party was trounced in Remain-voting Richmond by the Lib Dems and looked set to lose in Kingston. At the same time Conservatives ceded control of Plymouth and Trafford, Manchester.

The expectation-beating outcome removed any threat of a leadership crisis for Mrs May being triggered by the local elections. Former party chairman Grant Shapps, who has been highly critical of her leadership in the past, said No 10 and Tory HQ had "got their act together". But senior Tories urged Mrs May not to mistake the one-off gains from Ukip as a reason to stop modernising the party.

Writing in today's Standard, former culture minister Ed Vaizey said: "We must not drift into the malaise that afflicted us in the Noughties: wanting the country to adapt to our point of view, rather than the other way round. Nowhere is this more true than in London."

Transport minister Jo Johnson said the party had succeeded in London with "local campaigns on a moderate, One Nation message". Putney MP Justine Greening, the former education secretary, said: "What we saw in Wandsworth was the re-emergence of a London Conservative centre-ground party."

The big breakthrough for the Conservatives came in Barnet in the early hours, when they won all three seats in a key Labour target ward, Hale. The council was won with a one-seat majority in 2014 but went no overall control earlier this year. The Tories then took all three West Hendon seats, with a mammoth backlash against Jeremy Corbyn looking set to give the Conservatives a majority of 13. Mrs

as London flagships stay blue

Did I doze off? Long night for Grenfell MP

LABOUR fought hard in its bid to take control of Kensington and Chelsea from the Tories — and local MP Emma Dent Coad showed the strain during the count. The Labour politician, whose constituency includes Grenfell Tower, seemed to drift off to sleep as the votes were being counted before waking to wonder where she was — but made light of it.

May's close aide Gavin Barwell, a former Croydon MP, accused broadcasters of painting the victories as spin rather than genuine success.

"Broadcasters saying we won expectations game. Wrong," he tweeted. "Not losing slightly fewer seats than expected. Making small gains after 8 years in Govt." Election expert Sir John Curtice said that if voters had voted the same way in last year's general election, the Conservatives would have held onto Battersea and three seats outside London won by Labour. Plymouth MP Johnny Mercer blamed defence cuts for handing his council to Labour and said Conservatives "must do better" on military spending. Nickie Aiken, Conservative leader of Westminster council, was "absolutely delighted" with her result, as the Conservatives also kept hold of Kensington and Chelsea.

Video on Wandsworth and Westminster at: standard.co.uk/flagship

Ed Vaizey Page 16

Jubilant Tories cling on to win crown jewel stakes by a head after early scare at count

WANDSWORTH
NO CHANGE

Conservatives	33 (-8)
Labour	26 (+7)
Independent	(+1)

● *Overall borough turnout: 43.62%*

Isobel Frodsham

WHEN Sadiq Khan arrived for the count at Wandsworth Civic Centre, it fuelled Labour hopes that their dream of seizing a Tory crown jewel could become a reality.

Tensions were high after the results of the first 15 wards came in — Labour had 23 seats and the Tories lagged behind on 21 seats.

But it quickly became clear that the Conservatives had managed to hold off the Labour advance.

Carrie Symonds, director of communications for the Conservatives, wrote on Twitter that Labour "threw the kitchen sink at Wandsworth" and it was "brilliant brilliant news" they had lost. Speaking after his party's win, Tory council leader Ravi Govindia said: "I feel elated, pleased for my colleagues who have won and sorry for those who haven't won. We're going to have a little group hug to celebrate and commiserate."

LUCY YOUNG

Past the post: Conservative activists celebrate after the party retained control of Wandsworth council

Discussing the close result, he said: "It's like looking at your wager on a horse race. You see it pulling ahead and then falling behind, but we actually pulled ahead. We had a well-argued manifesto and it is an absolute commitment to the people of Wandsworth that we'll deliver.

"When you look at that manifesto, we are talking about healthier streets and we're talking about improving air quality. I dare Labour to oppose us on this."

The count was delayed until around 1am after several postal votes were delivered to the council yesterday morning, prompting officials to have to verify them at the 11th hour.

The London Mayor tried to look on the bright side, despite his party falling short. Mr Khan said: "It's really important to have this incremental improvement. The idea that we have this pendulum swing is very exceptional and the key thing is to build progress."

For newcomers Renew, the fledgling anti-Brexit and centrist party founded last year, the beginning of the count showed potential.

But despite doing better than the Lib-Dem and Green party candidates in Balham, they left empty-handed.

Obliterated Ukip: Like the Black Death, we'll be back

Kate Proctor Political Reporter

UKIP was facing near obliteration after a catastrophic night with the loss of at least nine councillors in London and scores more across the rest of the UK.

The Eurosceptic party was wiped out in Havering and Bexley with results still to come this afternoon from Bromley, where they contested two seats.

The only point of light was Derby, where it gained a seat to depose the council's Labour leader. Elsewhere, there was a merciless cull. By 9am, 92 of the party's 183 councillors had gone.

Ukip was defending seats won at a high point for the party in 2014, when it took 17 per cent of the vote as Nigel Farage stepped up pressure for a Brexit referendum. With the referendum won, it appears many Ukip voters may have considered the party's job done.

Gerard Batten, its fourth leader since Farage stepped down in 2016, has also faced accusations of pushing the party further to the Right. But general secretary Paul Oakley today insisted it was not "all over".

Plagued by woes: Ukip compared itself to the Black Death, historically linked to rats

He compared Ukip to the Black Death in the Middle Ages, telling the BBC's Today programme: "It comes along and it causes disruption and then it goes dormant, and that's exactly what we are going to do. Our time isn't finished because Brexit is being betrayed."

Challenged over whether he wanted to compare his party to a plague that killed millions, Mr Oakley said: "Absolutely. What's wrong with that?"

'Best night for years': Lib Dems celebrate as they seize control of Richmond from Tories

Tally of 40 new seats across country is 'morale boost on steroids'

Availability may be extremely limited, particularly during peak periods. The £299 per person price is based on two adults sharing one room and includes return British Airways flights in economy (Euro Traveller), unless otherwise stated, from London Gatwick to Tenerife and seven nights' accommodation staying at the 3* R* Aspoila hotel on an accommodation only board basis for selected travel dates from 1 September – 19 October 2018 for midweek travel (Friday and Saturday departures may incur an additional charge). All travel must be completed within the travel dates stated. Book by 30 June 2018. Prices include taxes, fees and carrier charges, correct as of 12 March 2018 and are subject to change. Further holidays, destinations and travel periods are available on ba.com but may not be available at the promotional price. Flight and hotel must be booked together as 'flight + hotel'. To book these holidays use the 'Flight + Hotel' search option on ba.com. Cars or hotels added to flights after a flight has been selected will not be eligible. Some payment methods may attract a handling fee. Price includes checked baggage allowance up to 23 kg. Size restrictions apply (up to 90cm x 75cm x 43cm). Package holidays are protected under British Airways Holidays Ltd by the Civil Aviation Authority. Our ATOL number is 3985. British Airways Holidays standard terms and conditions and conditions of carriage apply. For full terms and conditions please refer to www.ba.com

TENERIFE 100% LIFE

Lib Dems

Kate Proctor
Political Reporter

THE Liberal Democrats are celebrating their "best night for years" after seizing Richmond council from the Tories and making modest gains across the country.

Their battering at the polls in the aftermath of the Coalition government is now over, former minister Sir Ed Davey insisted, as he described the results as "a change of direction".

They were also hopeful of taking Tory-run Kingston-upon-Thames council when results are declared later today.

Critics pointed out, however, that the party was building from a very low base.

Sir Ed, the former energy secretary, said: "We have been winning in the North in Leave areas and in Remain areas in the South. We have been taking seats in Leave areas like Sheffield, Sunderland and Hull and we've had a massive victory in Richmond, which was way beyond what we expected. We've had our best night in years."

He described winning 40 council seats across England overnight as a "morale boost on steroids" for party activists, who had seen their council representation wiped out since 2014 in some areas.

Anti-Brexit campaigning by leader Sir Vince Cable had been a hit with voters, according to Sir Ed, as was the "fresh voice" he presented between "Right-wing cuts and Corbynista Labour".

He said: "People are wanting that fresh voice. To a certain extent they had almost forgotten about the Liberal Democrats. When people see us, they back us.

"What [the election] has done is built a really solid platform for future results — to make the breakthrough that I think people want to see. They want to see a third party coming through offering a different voice."

The party held Sutton council, Lib Dem-led for more than 25 years, and just missed out on taking Winchester City Council. It was also hoping for success in South Cambridgeshire, a result being declared later today. Lib Dem candidate Peter Taylor won the mayoral contest in Watford to retain the post for the party.

In Richmond the Lib Dems gained 24 councillors to take 39 seats on the council. The Conservatives had 39 councillors going into the vote, now reduced to 11. The Green party gained four seats. New council leader Gareth Roberts said: "The Lib Dems are back in south-west London, and from south-west London we go on to other places."

The Lib Dems in Richmond worked with the Green party throughout the election, presenting joint election pamphlets encouraging people to vote for each other to block out the Tories.

A Lib Dem source said the collaboration "was a test", and may not work in other areas. "We will have to look into it quite carefully to see whether it was a good idea or not. It was not a universally appreciated move. Vince Cable is non-partisan. He is happy to work with other parties where it makes sense."

● A university lecturer savagely beaten by burglars has been elected as a Lib Dem councillor in Merton. Paul Kohler, 58, suffered a fractured eye socket and broken jaw when a gang raided his Wimbledon home in 2014. He will now fight to save his local police station.

● The Electoral Commission today said it will conduct a "full evaluation" of a voter ID trial which resulted in dozens of people being turned away from polling stations in Bromley.

The south London borough was one of five local authority areas chosen for the pilot by the Cabinet Office.

However, Labour condemned the experiment as "a fiasco" after it emerged that 1.67 per cent of voters across the trial areas could not vote because they did not have the right form of identification.

A spokesman for the independent Electoral Commission said its evaluation of the trial will be presented to Parliament in the summer.

Bins and Brexit 'our key to success in Cable's backyard'

Richmond
LIB DEM GAIN FROM TORIES

Liberal Democrats	39 (+24)
Conservatives	11 (-28)
Green Party	4 (+4)

● *Overall borough turnout: 51.4%*

Mark Blunden

THE new leader of Richmond council said the Liberal Democrats' success there, in Sir Vince Cable's backyard, was "as much about bins as Brexit".

They now have 39 seats and the Conservatives are down to 11, after losing 24 seats to the Lib Dems and another four to the Greens. Their town hall assault was helped by party leader Sir Vince living locally and helping with canvassing voters, which was masterminded via multiple WhatsApp groups with hundreds of members.

By 1am at Twickenham Stadium, supporters sported yellow-framed sunglasses as it became clear Richmond was returning to Lib Dem control after eight years. There were claims of negative campaigning by both sides and that national issues had "loomed large".

New council leader Gareth Roberts, 47, wearing party yellow trainers, said: "I'm absolutely thrilled, we worked so hard for this. The campaign has been as much about bin collections and budget cuts as it has been about Brexit. Richmond is very heavily Remain and people are thoroughly tired of Theresa May and Jeremy Corbyn, which shows why the Tories and Labour have done so appallingly in Richmond."

Former council leader Paul Hodgins, 47, a Tory councillor for 12 years, held his seat. He said: "National issues seemed to loom very large. I'm proud of what we did — we'll be back."

● BROADCASTER

Gyles Brandreth's youngest daughter followed in his political footsteps after being elected in Richmond. The victory by Aphra Brandreth, 39, in Barnes ward was one of the Conservatives' few highlights in the borough. Her father tweeted his congratulations, below. Mr Brandreth served as Tory MP for the City of Chester between 1992 and 1997.

Gyles Brandreth @GylesB1 · 4h
Proud father stayed up to 4.25 to say Congratulations! @AphraBrandreth elected as councillor in Richmond-on-Thames.

Balham

2018 electorate %turnout		11,283	46.3	+ 11.7
Lucy A. Mowatt	**Con**	**2,495**	**43.4**	**- 5.2**
***John P. Ellis**	**Con**	**2,458**	**42.7**	**- 3.7**
***Clare D.W. Salier**	**Con**	**2,309**	**40.1**	**- 6.1**
Susan V. Watson	Lab	1,976	34.3	+ 8.8
Alexander K.M. Wolfers	Lab	1,863	32.4	+ 7.6
Benedict P. McGowan	Lab	1,802	31.3	+11.7
Christopher A.F. Coughlan	Renew	568	9.9	
Christine A. Green	LD	501	8.7	- 0.8
Daniel Radley	Grn	465	8.1	- 7.2
Philip J. Carey	LD	455	7.9	- 1.6
Matthew G. Green	LD	304	5.3	- 3.1
Con to Lab swing 7.2%	Maj	519	9.1 ●	
		482	8.4 ●	
		333	5.8 ●	

Bedford

GAIN 1

2018 electorate %turnout		11,214	46.1	+ 6.6
***Fleur K. Anderson**	**Lab**	**2,835**	**52.8**	**+ 13.4**
Clare L. Fraser	**Lab**	**2,719**	**50.6**	**+ 13.0**
Hector S.K. Wakefield	**Lab**	**2,376**	**44.2**	**+ 9.2**
Phillipa C. Smith	Con	1,955	36.4	- 2.2
Thomas D. Norman	Con	1,889	35.2	- 2.1
Shaun P. Wright	Con	1,794	33.4	- 3.8
Albert R. Vickery	Grn	525	9.8	- 3.9
David P. Lane	LD	354	6.6	- 0.1
Mark A. Robinson	LD	317	5.9	0.0
William E. Woodward	LD	295	5.5	
Con to Lab swing 7.3%	Maj	880	16.4 ●	
		764	14.2 ●	
		421	7.8 ●	

Earlsfield

GAIN 1

2018 electorate %turnout		11,808	49.3	+ 11.3
Joanne L. Rigby	**Lab**	**2,664**	**46.2**	**+ 10.3**
Graeme P. Henderson	**Lab**	**2,642**	**45.8**	**+ 11.2**
***Angela Graham**	**Con**	**2,595**	**45.0**	**+ 3.6**
Alan J. McDonald	Lab	2,585	44.8	+ 12.8
Lewis M. Preston	Con	2,314	40.1	+ 0.1
James E. Jeffreys	Con	2,309	40.0	+ 5.2
Glyn K. Goodwin	Grn	470	8.1	- 5.6
Vanessa A. Mieville	Grn	385	6.7	
Paul Edgeworth	LD	335	5.8	- 0.9
David L. Chapireau	LD	309	5.3	- 1.0
Russell P. Henley	LD	273	4.7	
Con to Lab swing 4.2%	Maj	350	6.1 ●	
		328	5.7 ●	
		10	0.2 ●	

East Putney

2018 electorate %turnout		11,882	41.1	+ 5.3
Sarah J.L. Binder	**Con**	**2,627**	**55.1**	**+ 5.9**
***Luigi G. Crivelli**	**Con**	**2,503**	**52.5**	**+ 5.9**
***Ravindra P. Govindia**	**Con**	**2,418**	**50.7**	**+ 4.3**
Finna J. Ayres	Lab	1,296	27.2	+ 4.3
Eileen A. Flanagan	Lab	1,232	25.8	+ 5.4
Hugh R. Samuel	Lab	1,098	23.0	+ 4.3
Jose I. Rodriguez Andres	LD	795	16.7	+ 5.8
John M. Williams	LD	743	15.6	+ 6.9
Timothy G. Williams	LD	633	13.3	+ 4.9
Anita C. Gray	Grn	389	8.2	- 5.8
Jonathan S. Croall	Grn	324	6.8	
Richard J. Morris	Grn	240	5.0	
Con to Lab swing 0.1%	Maj	1,331	27.9 ●	
		1,207	25.3 ●	
		1,122	23.5 ●	

Fairfield

2018 electorate %turnout		11,038	39.7	+ 7.9
***Piers C. McCausland**	**Con**	**2,235**	**46.4**	**+ 0.4**
***William H.E. Sweet**	**Con**	**2,172**	**45.1**	**+ 2.0**
***Rory P. O'Broin**	**Con**	**2,154**	**44.8**	**+ 2.9**
Juliana A.K. Annan	Lab	1,430	29.7	+ 5.3
Lynne T. Jackson	Lab	1,414	29.4	+ 6.5
Ian Jewesbury	Lab	1,351	28.1	+ 6.0
David R. Carlyon	Grn	533	11.1	- 3.2
David Patterson	LD	443	9.2	+ 0.3
Patrick M. Warren	LD	355	7.4	- 0.4
George Hilton	Renew	321	6.7	
Paul H. Scaping	LD	316	6.6	
Con to Lab swing 2.15%	Maj	805	16.7 ●	
		742	15.4 ●	
		724	15.1 ●	

Furzedown

2018 electorate %turnout		11,177	45.4	+ 1.7
***Leonie A. Cooper**	**Lab**	**3,488**	**66.6**	**+ 6.6**
Judith M.H. Gasser	**Lab**	**3,371**	**64.4**	**+ 9.2**
***Candida A.R. Jones**	**Lab**	**3,254**	**62.2**	**+ 7.5**
*Claire E. Clay	Con	1,174	22.4	+ 1.0
Robert J. Broadhurst	Con	1,167	22.3	+ 2.3
Nabi Toktas	Con	982	18.8	- 0.3
John G. Harrison	Grn	526	10.1	- 0.2
Raaid A. Casoojee	LD	292	5.6	- 4.7
Maltby J. Pindar	LD	197	3.8	
Gray J.H. Wilson	LD	190	3.6	
Con to Lab swing 3.4%	Maj	2,314	44.2 ●	
		2,197	42.0 ●	
		2,080	39.8 ●	

Graveney

2018 electorate %turnout		11,105	40.0	+ 1.9
Adeylynne Akinola	**Lab**	**3,025**	**64.8**	**+ 8.6**
Kate A. Forbes	**Lab**	**2,982**	**64.0**	**+ 8.6**
***Andrew R.A. Gibbons**	**Lab**	**2,894**	**62.1**	**+ 9.3**
Miles A.F. Bassett	Con	950	20.4	- 0.2
*Antonia F.P. Dunn	Con	939	20.1	+ 3.0
Toby E. Williams	Con	938	20.1	+ 3.4
Esther Obiri-Darko	Grn	491	10.5	- 2.7
Stephen P. Bieniek	LD	188	4.0	- 3.4
Giles Derrington	LD	184	3.9	- 2.7
Colin A. Hamilton-Williams	LD	126	2.7	- 2.4
Dorota Zalewska-Kinash	Duma	96	2.0	
Con to Lab swing 3.35%	Maj	2,075	44.4 ●	
		2,032	43.6 ●	
		1,944	41.7 ●	

Latchmere

2018 electorate %turnout		11,169	37.0	+ 2.1
***Belton, Anthony J.**	**Lab**	**2,587**	**59.1**	**+ 9.0**
Katherine C. Stock	**Lab**	**2,519**	**57.5**	**+12.9**
***Simon A. Hogg**	**Lab**	**2,442**	**55.8**	**+12.0**
Robert P.F. Carington	Con	994	22.7	- 5.4
Alex Stewart Clark	Con	913	20.9	- 6.9
Joseph Ridouth	Con	890	20.3	- 5.0
Sheaian M. Lee	Grn	349	8.0	- 3.7
Jonathan J. Alexander	LD	257	5.9	+ 0.8
Mark G. Bennett	LD	231	5.3	+ 0.4
Philip M. Walder	LD	218	5.0	
Alexander C.S. McHugh	Ind	148	3.4	
Caroline Poeschl	Renew	99	2.3	
Eugene M. Power	UKIP	71	1.6	- 6.9
Charles J. Skeffington	UKIP	71	1.6	
Ruth Price	DVP	26	0.6	
Con to Lab swing 8.55%	Maj	1.593	36.4 ●	
		1,525	35.4 ●	
		1,448	33.1 ●	

Nightingale

2018 electorate %turnout		11,443	49.3	+12.9
***Sarah C. McDermott**	**Con**	**2,535**	**42.9**	**- 5.9**
***Richard C. Field**	**Con**	**2,461**	**41.6**	**- 5.7**
***Ian P. Hart**	**Con**	**2,383**	**40.3**	**- 5.4**
Rebecca L. Wilson	Lab	2,321	39.3	+11.9
Henry W.A. Fowler	Lab	2,186	37.0	+10.9
Colm M. O'Flynn	Lab	2,158	36.5	+12.1
Oliver G.N. Glover	LD	607	10.3	+ 0.1
Sabrina-Provence A. Maydew	LD	560	9.5	+ 3.8
Patrick C. Ellen	Grn	499	8.4	- 8.0
Jonathon D. Irwin	LD	477	8.1	
James A.T. Blair	Renew	134	2.3	
Strachan D. McDonald	UKIP	47	0.8	
Con to Lab swing 8.65%	Maj	214	3.6 ●	
		140	2.3 ●	
		62	1.0 ●	

Northcote

2018 electorate %turnout		10,407	42.7	+ 8.7
***Peter M. Dawson**	**Con**	**2,516**	**49.1**	**- 4.1**
Louise R.D. Nathanson	**Con**	**2,389**	**46.6**	**- 6.3**
Aled Richards-Jones	**Con**	**2,323**	**45.3**	**- 2.7**
Amy M. Merrigan	Lab	1,168	22.8	+ 1.3
Chloe L. Ingram	Lab	1,097	21.4	+ 1.9
Thomas P.D. Hymas	Lab	982	19.2	+ 0.8
David A. Linden	LD	880	17.2	+ 7.8
Muriel B. Cronin	LD	588	11.5	+ 2.9
Caroline M. Austin	Grn	545	10.6	- 4.5
Jane S. Hilton	Renew	458	8.9	
Daniel M. Jayson	LD	417	8.1	
Con to Lab swing 2.8%	Maj	1,348	26.3 ●	
		1,221	23.8 ●	
		1,155	22.5 ●	

GAIN 2

Queenstown

2018 electorate %turnout		12,977	38.3	+ 2.5
***Aydin E. Dikerdem**	**Lab**	**2,637**	**53.0**	**+12.1**
Paula J. Walker	**Lab**	**2,425**	**48.8**	**+ 9.9**
Maurice S.A. McLeod	**Lab**	**2,366**	**47.6**	**+ 8.9**
Matthew J. Corner	Con	1,734	34.9	- 5.1
*Marie T. Hanson	Con	1,712	34.4	- 7.0
Justin S. Taylor	Con	1,699	34.2	- 5.0
Stella Baker	Grn	384	7.7	- 1.7
Florence Mele	LD	365	7.3	+ 1.8
Mark Gitsham	LD	335	6.7	+ 3.2
Jordi Lage Martinez	LD	293	5.9	
Eldrige F. Stuart	Grn	246	4.9	- 4.1
Daria A. Hass	Renew	134	2.7	
Con to Lab swing 8.05%	Maj	903	18.1 ●	
		691	13.9 ●	
		632	12.7 ●	

Roehampton and Putney Heath

2018 electorate %turnout		9,736	36.1	- 0.8
***Jeremy N. Ambache**	**Lab**	**1,806**	**50.9**	**+ 3.6**
***Susan E. McKinney**	**Lab**	**1,787**	**50.4**	**+ 5.4**
Marianne C.H. Gilbert	**Lab**	**1,723**	**48.7**	**+ 3.8**
Mohammad Masood	Con	1,249	35.2	+ 1.0
Kyle Knight	Con	1,231	34.7	+ 3.4
Dan F. Lynch	Con	1,197	33.8	+ 2.9
Fergal J. McEntee	Grn	319	9.0	- 0.1
Helen M. Speedy	LD	250	7.0	+ 3.0
Hugh P. Brown	LD	226	6.4	+ 2.6
Benjamin G. Speedy	LD	208	5.9	+ 3.1
Con to Lab swing 0.9%	Maj	557	15.7	
		538	15.2	
		474	13.5	

St Mary's Park

GAIN 1

2018 electorate %turnout		13,160	43.6	+10.1
***Melanie C.A. Hampton**	**Con**	**2,602**	**42.9**	**- 2.4**
Rhodri D.E. Morgan	**Con**	**2,498**	**41.2**	**- 1.3**
Emily M. Wintle	**Lab**	**2,495**	**41.1**	**+13.0**
Charles W.R. Pitt	Con	2,484	41.0	- 0.8
Matthew J. Valentine	Lab	2,468	40.7	+14.5
Stephen Worrall	Lab	2,162	35.6	+11.3
Lois E. Davis	Grn	561	9.2	- 5.6
Sian E. Hughes Kroon	LD	380	6.3	- 1.4
Robert D. Anderson	LD	314	5.2	
Michael A. Leitch	LD	308	5.1	
David J. Britten	Renew	267	4.4	
Con to Lab swing 7.05%	Maj	134	2.5 ●	
		30	0.5 ●	
		11	0.2 ●	

Shaftesbury

2018 electorate %turnout		10,856	42.5	+ 9.5
Hugh P. Byrne	**Con**	**2,131**	**42.5**	**- 5.0**
***Jonathan P. Cook**	**Con**	**2,085**	**41.6**	**- 3.9**
***John G.B. Senior**	**Con**	**1,934**	**38.6**	**- 5.6**
Samantha L. Heath	Lab	1,899	37.9	+ 7.7
Sara L. Linton	Lab	1,892	37.7	+11.0
Mohammad U. Zaheer	Lab	1,565	31.2	+ 5.9
James D. Frew	Grn	460	9.2	- 5.7
Richard A. Davis	LD	410	8.2	- 1.4
*James A. Cousins	Renew	399	8.0	
Alexander D. Harlow	LD	277	5.5	
Simon G. Shields	LD	267	5.3	
Con to Lab swing 6.5%	Maj	232	4.6 ●	
		186	3.7 ●	
		35	0.7 ●	

Southfields

2018 electorate %turnout		12,918	48.9	+ 9.2
***Kim Caddy**	**Con**	**2,981**	**46.4**	**+ 7.1**
***Guy D.R. Humphries**	**Con**	**2,912**	**45.3**	**+ 6.2**
***Terrence M. Walsh**	**Con**	**2,888**	**44.9**	**+ 7.8**
Sheila M. Boswell	Lab	2,338	36.4	+12.6
Guy D.P. Griffith	Lab	2,155	33.5	+10.8
Sam A. Nicholas	Lab	2,137	33.2	+11.8
Susan J. Wixley	LD	716	11.1	+ 3.2
Pappathi Durai-Bates	LD	696	10.8	+ 3.2
Duncan J.A. Lyons	LD	643	10.0	+ 4.9
Benjamin J. Fletcher	Grn	462	7.2	- 6.0
Lauren J. Harris	Grn	402	6.2	
Nicoal J. Blair	Renew	94	1.5	
Patricia M. Ward	UKIP	80	1.2	
Con to Lab swing 2.4%	Maj	643	10.0 ●	
		574	8.9 ●	
		550	8.5 ●	

Thamesfield

2018 electorate %turnout		12,139	43.1	+ 5.6
***Rosemary Torrington**	**Con**	**2,697**	**52.7**	**+ 1.0**
***Michael J. Ryder**	**Con**	**2,618**	**51.1**	**+ 1.7**
***John Locker**	**Con**	**2,492**	**48.7**	**- 0.1**
Sally A. Warren	Lab	1,103	21.5	+ 2.4
Stephen Gibbons	Lab	1,019	19.9	+ 2.3
Christopher E. Locke	Lab	1,011	19.7	+ 3.9
Paul H. Benton	LD	975	19.0	+ 7.9
Ryan J. Mercer	LD	929	18.1	+ 8.5
James J. Keep	LD	877	17.1	+ 9.1
Diana M. McCann	Grn	739	14.4	- 2.6
Richard F. Carter	Grn	468	9.1	
Ann Pasola	Grn	430	8.4	
Con to Lab swing 1.05%	Maj	1,594	31.2 ●	
		1,515	29.6 ●	
		1,389	27.2 ●	

Tooting

2018 electorate %turnout		11,657	39.1	- 2.5
***Annamarie M. Critchard**	**Lab**	**3,106**	**65.5**	**+19.5**
***James G.D. Daley**	**Lab**	**2,917**	**61.5**	**+15.6**
***Paul J. White**	**Lab**	**2,694**	**56.8**	**+13.2**
Mary L.A. Mason-Rutherford	Con	1,150	24.3	- 4.8
Edward J.P. Gibbs	Con	1,118	23.6	- 4.5
Andrew Zwain	Con	1,017	21.4	- 4.9
Liam R. Bailey-Morgan	Grn	511	10.8	- 0.6
Vijay Thumar	LD	256	5.4	- 1.2
John R. Lee	LD	232	4.9	- 1.1
Daniel G. Morse	LD	202	4.3	- 1.0
Con to Lab swing 10.4%	Maj	1,956	41.2 ●	
		1,767	37.5 ●	
		1,544	32.5 ●	

Wandsworth Common

2018 electorate %turnout		10,196	47.6	+ 8.4
Rosemary J. Birchall	**Con**	**3,124**	**62.5**	**+ 6.5**
Peter T. Graham	**Con**	**2,932**	**58.7**	**+ 7.0**
Adrian J. Flook	**Con**	**2,903**	**58.1**	**+ 8.2**
Peter Blowes	Lab	1,206	24.1	+ 4.4
Marium Irfan	Lab	1,206	24.1	+ 4.6
Mathilda E. Tong	Lab	1,074	21.5	+ 2.6
Eileen R. Arms	LD	491	9.8	+ 1.1
Simon J. Hudd	Grn	457	9.1	- 3.3
Caroline Ogden	LD	409	8.2	
Simon A. Sharich	LD	268	5.4	
Lab to Con swing 1.75%	Maj	1,918	38.4 ●	
		1,726	34.6 ●	
		1,697	34.0 ●	

West Hill

2018 electorate %turnout		11,747	51.1	+13.7
***Malcolm C. Grimston**	**Ind**	**4,002**	**51.3**	
Angela M. Ireland	**Lab**	**1,850**	**23.7**	**- 6.6**
***Peter J. Carpenter**	**Lab**	**1,687**	**21.6**	**- 8.6**
Alison D. Rodwell	Con	1,626	20.9	- 24.7
Nobuco Hara	Lab	1,606	20.6	- 6.2
Salvatore Murtas	Con	1,363	17.5	- 22.6
Robert D. Hughes	Con	1,265	16.2	- 22.4
Terrence G. Brown	Grn	448	5.7	- 7.6
Penny B. Staniaszek	Grn	364	4.7	
Eleanor M. Doody	LD	264	3.4	- 7.7
Andrew C. Hinton	LD	250	3.2	- 3.9
Linda M. Joy	LD	249	3.2	- 2.2
swing incalculable	Maj	2,376	30.4 ●	
(8.05% Con to Lab)		224	2.8 ●	
		61	0.7 ●	

West Putney

2018 electorate %turnout		11,214	44.0	+ 5.5
***Jane Cooper**	**Con**	**2,684**	**55.8**	**+ 1.3**
***Ian P. Lewer**	**Con**	**2,604**	**54.1**	**+ 3.9**
***Stephanie J. Sutters**	**Con**	**2,584**	**53.7**	**+ 3.9**
Yasin Inan	Lab	1,419	29.5	+ 5.6
James A. McKinney	Lab	1,405	29.2	+10.7
Susan Olech	Lab	1,304	27.1	+ 8.8
Helen M. Compson	LD	580	12.0	+ 1.9
Charles E. Gillbe	LD	458	9.5	+ 0.8
Sharon R. Davis	LD	419	8.7	+ 2.0
Emma J. Killick	Grn	369	7.7	- 3.3
Jennifer Pang	Grn	342	7.1	- 3.7
Christopher E. Poole	Grn	266	5.5	
Con to Lab swing 1.75%	Maj	993	26.3 ●	
		913	24.6 ●	
		893	24.2 ●	

Summary of election results

	Year	Elec	%Poll	Con	Lab	LD	Green	UKIP	Other
Balham	2018	11,283	46.3	42.1	32.7	7.3	8.1		9.9
	2014	11,518	34.6	47.1	23.3	9.0	15.3	5.4	
Bedford	2018	11,214	46.0	35.0	49.2	6.0	9.8		
	2014	11,405	39.5	37.7	37.3	6.3	13.7	5.0	
Earlsfield	2018	11,808	49.3	41.7	45.6	5.3	6.7		
By-election	2015	12,683	66.8	49.9	36.4	4.3	6.1	3.3	
	2014	12,541	38.0	38.7	34.2	6.5	13.7	6.9	
East Putney	2018	11,882	41.1	52.8	25.3	15.2	6.7		
	2014	12,007	35.8	48.0	20.7	9.3	14.0	7.9	
Fairfield	2018	11,038	39.5	45.4	29.1	7.7			6.7
	2014	11,364	31.8	43.7	23.1	8.4	14.3	6.5	4.1
Furzedown	2018	11,177	45.4	21.2	64.4	4.3	10.1		
	2014	11,382	43.7	20.2	56.6	4.9	10.1	5.9	2.3
Graveney	2018	11,105	40.0	20.2	63.6	3.5			
	2014	11,515	38.1	18.1	54.8	6.4	13.2	5.3	2.1
Latchmere	2018	11,169	37.0	21.3	57.5	5.4	8.0	1.6	5.7
	2014	11,409	34.9	27.1	46.2	5.0	11.7	7.5	2.4
Nightingale	2018	11,443	49.3	41.6	37.6	9.3	8.4	0.8	2.3
	2014	11,404	36.4	47.3	26.0	8.0	13.9	4.9	
Northcote	2018	10,407	42.7	47.0	21.1	12.3	10.6		8.9
	2014	11,013	34.1	51.3	19.8	9.0	15.1	4.8	
Queenstown	2018	12,917	38.3	34.5	49.8	6.6	4.9		2.7
By-election	2016	12,280	23.8	33.9	53.3	8.6	4.2		
	2014	12,083	35.8	40.2	39.4	4.5	8.5	7.3	
Roehampton and Putney Heath	2018	9,736	36.1	34.6	50.0	6.4			
	2014	11,034	36.9	32.1	45.7	3.5	9.1	9.5	
St Mary's Park	2018	13,160	43.6	41.7	39.1	5.5	9.2		4.4
	2014	12,851	33.5	43.2	26.2	7.8	14.8	8.2	
Shaftesbury	2018	10,856	42.5	40.9	35.6	6.3	9.2		8.0
	2014	11,303	33.0	45.7	27.4	9.6	14.9		2.4
Southfields	2018	12,918	48.8	45.5	34.4	10.6	6.7	1.2	1.5
	2014	12,752	39.7	38.5	22.6	6.8	13.2		18.9
Thamesfield	2018	12,139	43.1	50.8	20.4	18.1	10.6		
By-election	2017	12,234	32.0	48.9	28.2	15.9	7.0		
	2014	12,056	37.5	50.0	17.5	9.6	17.0	6.0	
Tooting	2018	11,657	39.1	23.1	61.3	4.9	10.8		
By-election	2016	12,238	20.2	25.7	58.5	10.6	4.6		0.6
	2014	12,126	41.6	27.8	45.2	6.0	11.4	5.4	4.2
Wandsworth Common	2018	10,196	47.6	59.8	23.2	7.8	9.1		
	2014	10,658	39.2	52.5	19.4	8.7	12.4	7.0	
West Hill	2018	11,747	51.1	18.2	22.0	3.3	5.2		51.3
	2014	12,161	37.4	41.4	29.1	7.9	13.3	8.3	
West Putney	2018	11,214	44.0	54.5	28.6	10.1	6.8		
	2014	11,447	38.5	51.5	20.2	8.5	10.9	8.9	

Councillors and wards

1.	● Angela Graham	Earlsfield	10	0.2
2.	● Emily Wintle	St Mary's Park	11	0.2
3.	● Rhodri Morgan	St Mary's Park	30	0.5
4.	● Guy Senior	Shaftesbury	35	0.7
5.	● Peter Carpenter	West Hill	61	0.7
6.	● Ian Hart	Nightingale	62	1.0
7.	● Melanie Hampton	St Mary's Park	134	2.2
8.	● Richard Field	Nightingale	140	2.3
9.	● Angela Ireland	West Hill	224	2.8
10.	● Sarah McDermott	Nightingale	214	3.6
11.	● Jonathan Cook	Shaftesbury	186	3.7
12.	● Hugh Byrne	Shaftesbury	232	4.6
13.	● Graeme Henderson	Earlsfield	328	5.7
14.	● Clare Salier	Balham	333	5.8
15.	● Joanne Rigby	Earlsfield	350	6.1
16.	● Hector Wakefield	Bedford	421	7.8
17.	● John Ellis	Balham	482	8.4
18.	● Terry Walsh	Southfields	550	8.5
19.	● Guy Humphries	Southfields	574	8.9
20.	● Lucy Mowatt	Balham	519	9.1
21.	● Kim Caddy	Southfields	643	10.0
22.	● Maurice McLeod	Queenstown	654	13.2
23.	● Claire Gilbert	Roehampton	474	13.5
24.	● Clare Fraser	Bedford	764	14.2
25.	● Paula Walker	Queenstown	713	14.4
26.	● Rory O'Broin	Fairfield	724	15.1
27.	● Sue McKinney	Roehampton	538	15.4
28.	● Will Sweet	Fairfield	742	15.4
29.	● Jeremy Ambache	Roehampton	557	15.7
30.	● Fleur Anderson	Bedford	880	16.4
31.	● Piers McCausland	Fairfield	805	16.7
32.	● Aydin Dikerdem	Queenstown	925	18.6
33.	● Aled Richard-Jones	Northcote	1,155	22.5
34.	● Ravi Govindia	East Putney	1,122	23.5
35.	● Louise Nathanson	Northcote	1,221	23.8
36.	● Steffi Sutters	West Putney	1,165	24.2
37.	● Ian Lewer	West Putney	1,185	24.6
38.	● George Crivelli	East Putney	1,207	25.3
39.	● Jane Cooper	West Putney	1,265	26.3
40.	● Peter Dawson	Northcote	1,348	26.3
41.	● John Locker	Thamesfield	1,389	27.2
42.	● Sarah Binder	East Putney	1,331	27.9
43.	● Michael Ryder	Thamesfield	1,515	29.6
44.	● Malcolm Grimston	West Hill	2,376	30.4
45.	● Rosemary Torrington	Thamesfield	1,594	31.2
46.	● Paul White	Tooting	1,544	32.5
47.	● Simon Hogg	Latchmere	1,448	33.1
48.	● Adrian Flook	Wandsworth Cmn	1,697	34.0
49.	● Peter Graham	Wandsworth Cmn	1,726	34.6
50.	● Kate Stock	Latchmere	1,525	34.8
51.	● Tony Belton	Latchmere	1,593	36.4
52.	● James Daley	Tooting	1,767	37.2
53.	● Rosemary Birchall	Wandsworth Cmn	1,918	38.4
54.	● Candida Jones	Furzedown	2,080	39.8
55.	● Annamarie Critchard	Tooting	1,956	41.2
56.	● Andy Gibbons	Graveney	1,944	41.7
57.	● Judy Gasser	Furzedown	2,197	42.0
58.	● Kate Forbes	Graveney	2,032	43.6
59.	● Leonie Cooper	Furzedown	2,314	44.2
60.	● Kemi Akinola	Graveney	2,075	44.4

Labour: 27 seats, Independent: 1 seat

Graveney	3 Lab	2,017	43.2
Furzedown	3 Lab	2,197	42.0
Tooting	3 Lab	1,756	37.1
Latchmere	3 Lab	1,522	35.0
West Hill	1 Ind	2,376	30.4
Queenstown	3 Lab	742	14.9
Roehampton & Putney Heath	3 Lab	523	14.8
Bedford	3 Lab	688	12.8
Earlsfield	2 Lab	339	5.9
West Hill	2 Lab	143	1.8
St Mary's Park	1 Lab	11	0.2

Conservative majority: 6 seats

Earlsfield	1 Con	10	0.2
St Mary's Park	2 Con	82	1.5
Nightingale	3 Con	139	2.3
Shaftesbury	3 Con	151	3.0
Balham	3 Con	445	7.8
Southfields	3 Con	589	9.1
Fairfield	3 Con	757	15.7
Northcote	3 Con	1,241	24.2
West Putney	3 Con	933	25.0
East Putney	3 Con	1,220	25.6
Thamesfield	3 Con	1,499	29.3
Wandsworth Common	3 Con	1,780	35.7

Conservatives: 33 seats

Incoming and outgoing councillors

Councillors newly elected (22)

- Kemi Akinola (Graveney)
- Sarah Binder (East Putney)
- Rosemarie Birchall (Wandsworth Common)
- Hugh Byrne (Shaftesbury)
- Aydin Dikerdem (Queenstown, elected in a 2016 by-election)
- Kate Forbes (Graveney)
- Clare Fraser (Bedford)
- Claire Gilbert (Roehampton & Putney Heath)
- Peter Graham (Wandsworth Common)
- Graham Henderson (Earlsfield)
- Angela Ireland (West Hill)
- Maurice McLeod (Queenstown)
- Rhodri Morgan (St Mary's Park)
- Lucy Mowatt (Balham)
- Louise Nathanson (Northcote)
- Aled Richards-Jones (Northcote)
- Joanne Rigby (Earlsfield)
- Kate Stock (Latchmere)
- Hector Wakefield (Bedford)
- Paula Walker (Queenstown)
- Paul White (Tooting - elected in a 2017 by-election)
- Emily Wintle (St Mary's Park)

Councillors returning after an absence (4)

- Adrian Flook (Wandsworth Common)
- Judi Gasser (Furzedown)
- Angela Graham (Earlsfield - elected in a 2015 by-election)
- John Locker (Thamesfield - elected in a 2017 by-election)

Councillors standing down (18)

- Rosena Allin-Khan MP (Bedford)
- Nick Cuff (West Hill)
- Jane Dodd (Northcote)
- Maurice Heaster (Wandsworth Common)
- Martin Johnson (Northcote)
- Charles Lescott (Earlsfield)
- Alaina MacDonald (Graveney)
- Leslie McDonnell (East Putney)
- Nicola Nardelli (Queenstown)
- Rex Osborn (Graveney)
- Andrew Peterkin (West Hill)
- Wendy Speck (Latchmere)
- Rachel Stokes (Earlsfield)
- Tessa Strickland (St Mary's Park)
- Stuart Thom (Fairfield)
- Mark Thomas (Furzedown)
- Kathy Tracey (Wandsworth Common)
- Caroline Usher (Balham)

Councillors defeated (4)

- Claire Clay (Wandsworth Common, standing in Graveney)
- James Cousins (Renew - previously Shaftesbury)
- Antonia Dunn (Bedford, standing in Graveney)
- Marie Hanson (Queenstown)

By-elections: 2018-2022

Furzedown

Thursday 20th June 2019

Resignation of Cllr Candida Jones, Lab

No change

2019 electorate %turnout		11,025	33.6	-11.8
Graham M. Loveland	**Lab**	**1,811**	**49.0**	**- 15.4**
Jon Irwin	LD	887	24.0	+19.7
Nabi Toktas	Con	681	18.4	- 2.8
Gerard Harrison	Grn	318	8.6	- 1.5
Lab to LD swing 17.55%	Maj	924	25.0	

Bedford

Thursday 6th May 2021

Resignation of Cllr Fleur Anderson MP, Lab

No change

2021 electorate %turnout		11,029	51.4	+ 5.4
Hannah M. Stanislaus	**Lab**	**2,714**	**48.3**	**- 0.9**
Thomas E.J. Mytton	Con	1,778	31.7	- 3.3
David R. Carlyon	Grn	815	14.5	+ 4.7
Reeten Banerji	LD	310	5.5	- 0.5
Con to Lab swing 1.2%	Maj	936	16.6	

Bedford

Thursday 25th November 2021

Resignation of Cllr Hannah Stanislaus, Ind, elected as Lab

No change

2021 electorate %turnout		10,404	21.7	- 24.3
Sheila M. Boswell	**Lab**	**906**	**40.2**	**- 9.0**
Thomas E.J. Mytton	Con	905	40.2	+ 5.2
Roy Vickery	Grn	306	13.6	+ 3.8
Paul N. Tibbles	LD	135	6.0	0.0
Lab to Con swing 7.1%	Maj	1	0.0	

The boundary review of 2022

The boundary review that came into effect for the elections of 2022 was radical. The council reduced in size by two seats and the uniform pattern of 3-member wards was changed, reintroducing seven 2-councillor divisions.

All wards with the exception of West Hill had their boundaries altered while Thamesfield saw only a minor alteration with fewer than 1,000 electors affected.

Battersea had 21 councillors till 2022 and now had 23, the new Nine Elms ward containing those two extra seats.

Bedford and Nightingale wards were replaced by South Balham and Trinity with only 2 councillors. Tooting and Graveney were switched for east-west facing Tooting Bec and Tooting Broadway, still with 6 councillors.

Earlsfield and Wandsworth Common reverted to the pre-200s pattern: Earlsfield called Wandle. Wandsworth Common effectively returned to the same boundaries as the old Springfield ward.

Putney's pattern of wards was the least altered in the borough, with only Southfields being radically changed. It lost its northern extent to Wandsworth Town, becoming a 2-councillor ward in the process.

Roehampton lost Putney Heath to West Putney but exchanged it for a strip of streets and estates on the eastern side of Roehampton Lane, notably the Eastwood council estate and the much newer Queen Mary's Place.

Had these new wards been contested in 2018, the results would likely have been identical, with the Conservatives carrying the one seat reduction in overall council size:

Conservatives: 32 seats

3 in Balham, 3 in East Putney, 2 in Lavender, 2 in Nine Elms, 2 in Northcote, 3 in St Mary's, 2 in Southfields, 3 in Thamesfield, 2 in Trinity, 1 in Wandle, 3 in Wandsworth Common, 3 in Wandsworth Town, 3 in West Putney

Labour: 25 seats

3 in Battersea Park, 2 in Falconbrook, 3 in Furzedown, 3 in Roehampton, 3 in Shaftesbury and Queenstown, 2 in South Balham, 3 in Tooting Bec, 3 in Tooting Broadway, 1 in Wandle, 2 in West Hill

Independent: 1 seat

1 in West Hill

Old ward	New ward	split
Balham	Balham	84%
	Northcote	16%
Bedford	South Balham	66%
	Tooting Bec	34%
Earlsfield	Wandle	39%
	Wandsworth Common	61%
East Putney	East Putney	80%
	West Putney	20%
Fairfield	East Putney	12%
	Falconbrook	0%
	St Mary's	6%
	Wandle	0%
	Wandsworth Town	82%
Furzedown	Furzedown	100%
Graveney	Furzedown	12%
	Tooting Bec	34%
	Tooting Broadway	54%
Latchmere	Battersea Park	28%
	Falconbrook	70%
	St Mary's	1%
	Shaftesbury & Queenstown	1%
Nightingale	Balham	31%
	South Balham	1%
	Trinity	68%
Northcote	Lavender	32%
	Northcote	68%
Queenstown	Battersea Park	45%
	Nine Elms	13%
	Shaftesbury & Queenstown	42%
Roehampton &	Roehampton	96%
Putney Heath	West Putney	4%
St Mary's Park	Battersea Park	30%
	St Mary's	70%
Shaftesbury	Lavender	52%
	Shaftesbury & Queenstown	48%
Southfields	East Putney	13%
	Southfields	75%
	Wandsworth Town	12%
Thamesfield	Thamesfield	98%
	West Putney	2%
Tooting	Tooting Bec	46%
	Tooting Broadway	52%
	Trinity	2%
Wandsworth Common	Trinity	5%
	Wandle	32%
	Wandsworth Common	49%
	Wandsworth Town	14%
West Hill	West Hill	100%
West Putney	Roehampton	18%
	West Putney	82%

Map of Wandsworth wards 2022 to date

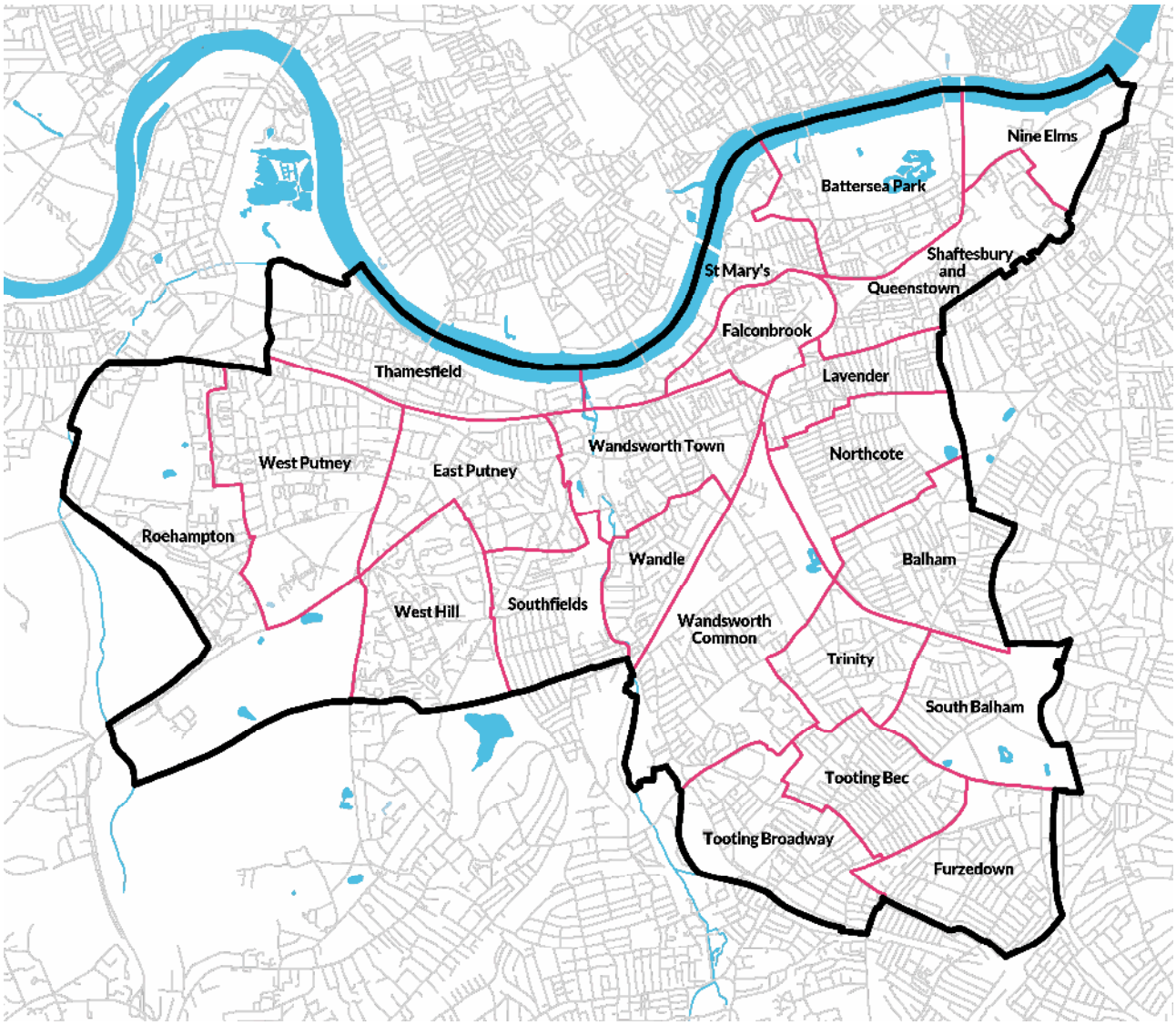

2022

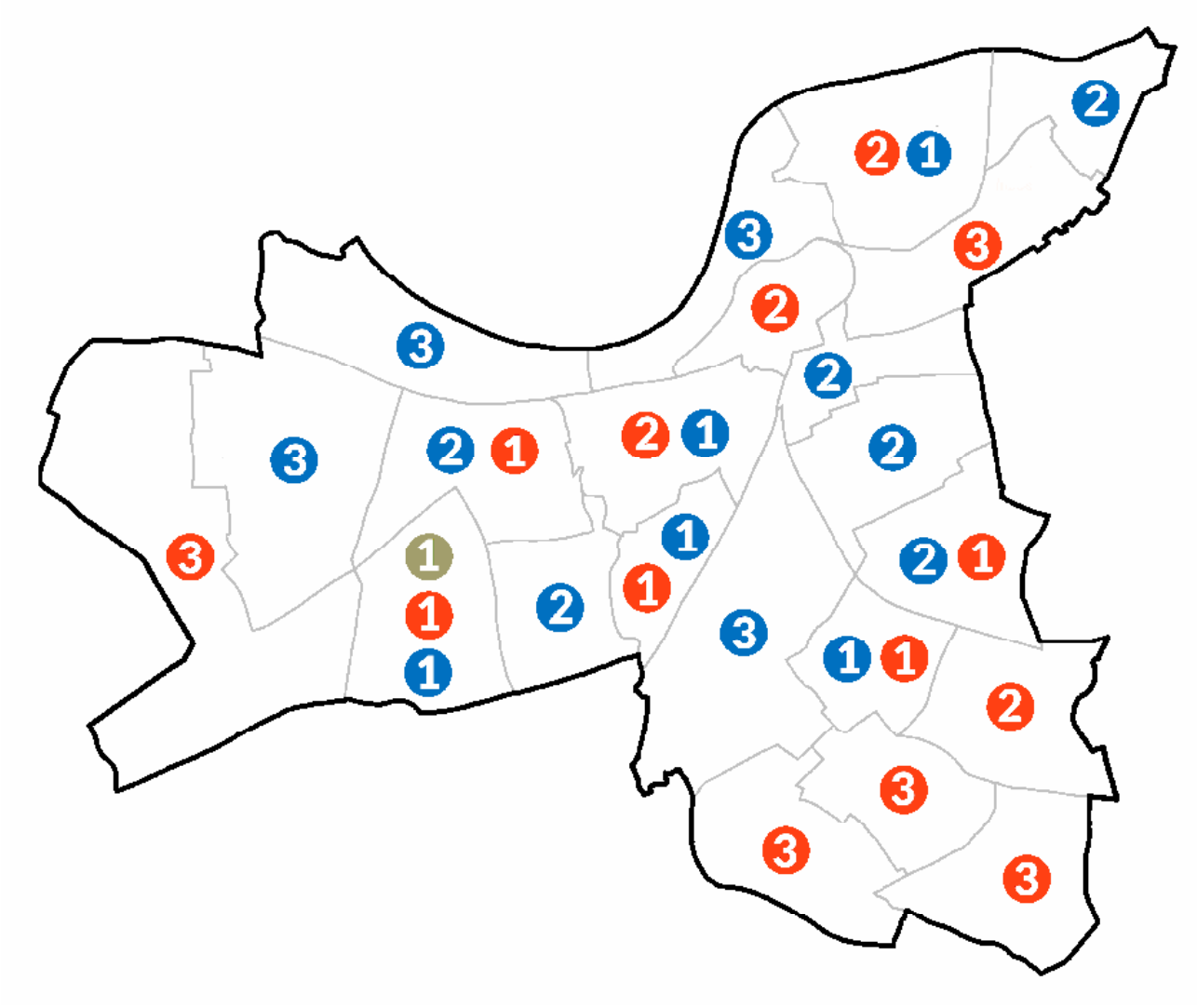

Labour	**35**
Conservatives	**22**
Independent	**1**

WEST END FINAL
Evening Standard
FREE LONDON FRIDAY 6 MAY 2022
24/7 ONLINE NEWS STANDARD.CO.UK

Nicholas Cecil, Rachael Burford and David Bond

LABOUR seized three Tory crown jewel town halls in London today in a blow to Boris Johnson.

The Conservatives lost Wandsworth, Westminster and Barnet as growing numbers of Londoners turned their back on the party. However, outside the capital, early results showed Labour not making the gains which could give Sir Keir Starmer confidence that he has the door to No10 firmly within his sights.

His party also lost Hull to the Liberal Democrats who by early this morning were making more gains across the country than Labour.

As more counts were under way across England, political leaders also had their eyes firmly on Northern Ireland where Sinn Fein could gain the most members at Stormont and the First Minister post. Such a result could spark political turmoil, fresh calls for a border poll and raise fears over the break-up of the United Kingdom in the wake of Brexit.

But the immediate drama of the night came in the capital with Labour's triple win of Tory flagship councils in elections held amid the growing cost-of-living crisis and the partygate scandal. Wandsworth, an ultra-low council tax authority held by the Conservatives for more than 40 years, Westminster, Tory since its creation in 1964, and Margaret Thatcher's former town hall of Barnet, all fell within hours. Responding to the results, Mr Johnson said: "The clearest signal of all from this election is that voters across the UK are sick of

Continued on Page 2

DEPP TOOK DRUGS WITH MY FATHER, SAYS HEARD » PAGE 7 U.S. 'HELPED SINK PUTIN'S FLAGSHIP' » PAGE 10

Big questions for Starmer

Continued from Page 1

politicians bickering and sniping in a Westminster bubble when they face very real challenges with the cost of living. So this Government will work harder than ever to grow the economy, ease the burden and ensure there are jobs and opportunities across the whole of the country."

Speaking shortly after 8am in Barnet, which Labour failed to gain in 2018 amid the Jeremy Corbyn anti-Semitism row, party leader Sir Keir Starmer said: "We have turned a massive corner in the Labour Party here.

"From the depths of 2019 in that general election, back on track....We are winning in London, we are winning north and south of London."

Lib-Dem leader Sir Ed Davey trumpeted what he called "historic gains" after gaining more seats in areas such as Wimbledon, West Oxfordshire and Richmond-upon-Thames, where the Tories now only have one councillor.

"This is a real trend now. Last year we took Chesham and Amersham in true blue Buckinghamshire, then we took North Shropshire, a seat the Tories had held for 200 years, this is not just a one-off," he said, referring to his party's two parliamentary by-election wins.

> *Some Conservative MPs will worry that the party seems to have lost ground quite heavily in the South*
> **Professor John Curtice**

The Lib Dems were also expected to make gains in the new Somerset unitary authority. This would spark alarm among Tories in the South-West if they won it as it would be a launchpad for the upcoming Tiverton and Honiton by-election, being held after Conservative MP Neil Parish quit after admitting watching pornography in the Commons chamber.

Shortly before 9am, with 75 out of 146 councils in England holding elections having counted, Labour had 1,200 seats, up 34; the Conservatives 540, down 122; the Lib Dems 259, up 59; and the Green Party 39, up 23.

The Tories had lost six councils, Labour gained three, the Lib Dems one, and two falling to no overall control. With around half the town hall results yet to come in, the picture in London and particularly nationally could still change. But as Labour celebrated its historic gains in the capital, Sir John Curtice, professor of politics at Strathclyde University, told BBC Radio 4's Today programme: "London will now be even more clearly very much a one-party Labour fiefdom.

"The other thing that perhaps some Conservative MPs will worry about is the party also seems to have lost ground quite heavily in the South... the results have been rather better the further north... but of course lots of Tory MPs have their seats in the South."

On the performance so far of Sir Keir's party, he added: "Outside of London, as compared with 2018 when these seats were last contested, it looks as though Labour's vote is actually down slightly.

"For a party that is trying to make progress... to regain ground in the Red Wall seats of the Midlands and the



SINN FEIN WIN COULD SPARK UNITED IRELAND POLL

TORY party chairman Oliver Dowden said today that the Government will honour the constitutional obligation to hold a border poll on the future of Northern Ireland if "there is a sustained majority" in favour of unification.

His comments, which will raise fresh concerns for the future of the UK union, came as polls predicted nationalist party Sinn Fein could become the largest party in the Stormont Assembly when results are declared this weekend. A victory for Sinn Fein would give it the right to nominate the first minister for the first time since the power-sharing executive was created as part of the 1998 Good Friday Agreement.

All 90 seats on the assembly were being contested. Mr Dowden conceded on Sky News today: "If there is a sustained majority nationalist opinion in favour of a united Ireland that would have to be put forward in a referendum. That is kind of beyond the power of the United Kingdom government and we have to allow that to happen." But a win for Sinn Fein is likely to spark more political instability.

The assembly was collapsed by the Democratic Unionist Party in February because of its opposition to the Northern Ireland protocol. The DUP has refused to commit on whether it would nominate a deputy first minister. If it refuses, a new executive could not be formed, potentially leading to fresh elections.

STAY UP TO DATE WITH ALL THE LATEST RESULTS

Scan the QR code or visit: ***standard.co.uk/elections***

London's weather

TONIGHT	TOMORROW	SUNDAY	MONDAY	TUESDAY
Cloudy with spells of rain. Drier later	Cloud breaking to reveal sunny spells	Dry with sunny spells developing later	Bright and dry with sunny spells	Variable cloud cover and sunny spells
MAX 15C MIN 11C	MAX 21C MIN 8C	MAX 21C MIN 7C	MAX 22C MIN 8C	MAX 23C MIN 9C

LIGHTS Sunset & lighting-up: 8.31pm, rises 5.21am; Moon rise: 8.39am, sets 1.39am **High water:** London Bridge 5.44am (6.5m), 5.52pm (6.2m). Dover 2.42am (5.9m), 3.04pm (5.9m).

AIR Today: 2; Tomorrow: 3
Air Quality Index: 1 (low) 10 (very high)
uk-air.defra.gov.uk

OUR STANDARDS We take seriously our responsibility to maintain high editorial standards. Under deadline pressure, errors can occasionally occur. If you spot a mistake or wish to complain about the Standard's editorial please use the complaints form at standard.co.uk/codeofconduct, or write to: Managing Editor, Evening Standard, Northcliffe House, 2 Derry Street, London W8 5EE

We are positive alternative, say Greens

Rachael Burford Political Reporter

THE Greens today said they were a "fresh, positive alternative" after making a number of gains across the country.

After results were declared from 71 out of 146 councils this morning, they had won 22 town hall seats, including a record five in Richmond.

The party also made history in Coventry, taking its first seat on the Labour-run council.

In Oxford, the Greens took three seats off other parties, and four on the night. South Tyneside saw three Green councillors elected.

Green co-leader Adrian Ramsay said the success showed there was "disillusionment" with the Conservative and Labour policies.

"We are seeing breakthroughs," he told Sky News. "More Green councillors in places where we have had Green councillors for quite some time, and also breakthroughs in areas where people haven't always associated Greens with doing well, like South Tyneside.

"Across the board we are seeing a disillusionment with both Labour and the Conservatives and people seeing the Greens as a really fresh, positive alternative."

He said that they believe people are realising that tackling climate change would help ease the cost of living crisis. He added: "There is frustration, and even anger at the establishment parties. People are looking for an alternative.

"But they want a positive alternative and on the ground in the places where we have advanced, and where we have won more councillors and made breakthroughs, what people have seen is Greens standing up for local communities on issues that really matter to people locally.

"Whether that is air quality, whether that is affordable housing, whether that is public transport, as well as... the urgent action needed to address the cost of living crisis."

as he fails to make key gains



Bubble burst: a blank-faced Tory supporter in Westminster as Labour celebrated in Barnet, left and right

NIGEL HOWARD

North, this was not quite the degree of progress that they might have anticipated." Labour held Sunderland council but its vote share was down. The Tories and Labour both lost one seat each to the Lib Dems in the North-East port city.

In Hartlepool, Labour made no gains, while the Conservatives increased their seats by two. The town is seen as a key Red Wall constituency that Labour lost to the Tories in a by-election last year and Sir Keir will probably need to win it back if his party is to do well at the next general election.

Labour claimed that based on aggregate vote share by early this morning, it would have won 16 Leave-voting general election seats including Copeland, Hartlepool, Thurrock, Worcester and Workington.

But the picture for the party was mixed outside the capital. In Oldham, Greater Manchester, Labour retained control but lost five seats to the Tories, Lib Dems and independent candidates.

Nuneaton and Bedworth saw the Tories keep control of the town hall and increase their seats by one. But Labour gained Southampton from the Conservatives who lost Worcester to no overall control, as well as West Oxfordshire, which contains David Cameron's former Witney constituency, also to no overall control.

Tony Travers, professor of government at the London School of Economics, told the Standard today: "The Conservatives have to balance how many MPs they are willing to lose in London, the South-East and the South-West, in order to protect the Red Wall seats won in 2019."

> *That ought to be a clarion bell ringing in Downing St to make sure we concentrate on the cost of living*
>
> **Tory MP Stephen Hammond**

Stephen Hammond, Conservative MP for Wimbledon, said partygate had been a factor in the Merton result, which saw the Lib Dems make gains.

"That ought to be a clarion bell ringing in Downing Street to make sure we are concentrating on the cost of living," he added.

Asked about Mr Johnson's future, as a number of Tory MPs mull whether to send letters of no confidence in the Prime Minister, he said: "I think he has to prove his integrity to the country." Tory MP David Simmonds said Mr Johnson had some "difficult questions" to answer after the party's losses in the local elections.

The MP for Ruislip, Northwood and Pinner told BBC Radio 4: "Overwhelmingly the message that I heard on the doorsteps was people were broadly positive about the Government's policies but they are not happy about what they have been hearing about partygate."

In Portsmouth — where the Tories lost four seats — Simon Bosher, the leader of the Conservative group, said Mr Johnson should "take a good, strong look in the mirror" because "those are people that are actually bearing the brunt on the doorstep of behaviour of what's been going on in Westminster".

There was a Red Wall Labour resurgence in Cumbria, where it seized control of the first of two new councils winning 66 per cent of the seats. They gained 12 seats in the new Cumberland authority as the Tory vote collapsed. The area covers Carlisle, Workington and Copeland, which are all currently represented by Tory MPs.

Despondent: Tories count their losses in Westminster

More reports Pages 4 & 5
Tony Travers Page 6
Editorial Comment Page 12

Party time: one Lib-Dem victor celebrates in Peterborough

Lib Dems eye Tory by-election scalp after good night

David Bond Deputy Political Editor

LIBERAL Democrat leader Sir Ed Davey today hailed a "historic night" for his party after it made breakthroughs in the South and the North of England.

The party seized Hull from Labour and gained four seats in West Oxfordshire as the Conservatives lost overall control of the council.

They were also expected to make gains in Somerset which, if confirmed, would give them a launch pad for the Tiverton and Honiton by-election, set to be called because of the resignation of Tory MP Neil Parish over watching porn on his phone in the Commons. In London, although Labour retained overall control of Merton council, the Lib Dems gained 12 seats, overtaking the Tories as the second biggest party in the borough.

Most notably they took seats off the Conservatives in Wimbledon and Raynes Park, boosting their hopes that they could win the Wimbledon seat at the next general election which must be called by 2024.

In Richmond, which the Lib Dems already controlled, the Tories were all but wiped out, losing 10 seats including in areas like Barnes.

Overall the Lib Dems gained nine seats to take their total to 48 in the borough with the Tories returning just one councillor — down from 11 in 2018.

The Lib Dems also held on to Sutton, which it has controlled since 1986 and was a top Tory target in London.

Sir Ed told BBC Radio 4's Today programme: "It's looking like a historic night for the Lib Dems, particularly in Conservative heartlands. We are making big gains from the Conservatives, gains I think we can turn into seats at the next general election."

Tory strategists and MPs will also be worried about their hold on affluent, commuter belt areas which have typically voted Tory if the Lib Dems make further progress in places like Winchester, Elmbridge and Somerset when more results are announced later today.

Speaking to the Standard, Sir Ed said that while there was anger at partygate, the cost of living and the NHS had been the top two issues for voters in London.

"Partygate was there, but even if the Conservatives now get rid of Boris Johnson, they have still got a problem. They are not standing up for business of people's families as they really feel the squeeze."

But polling expert Sir John Curtice said that while the Lib Dems "were perhaps the surprise of the night" in terms of share of the vote across the country, "their progress is relatively modest".

London wakes up to red dawn after Tory support collapses

Ross Lydall City Hall Editor

THE haemorrhaging of the Tory vote in London was dramatically illustrated in Richmond, where Conservatives were left with just one councillor.

The affluent borough had been run by the Tories from 2010 until 2018, when the Lib Dems regained power.

This morning, the Liberal Democrats intensified their grip on the council by winning 48 of the 54 seats, with the Greens picking up five and the Tories one — probably only because the Lib Dems only stood two candidates in the three-member Hampton North ward.

This meant that the Tories lost 10 of the 11 seats they won four years ago.

Across London, the Tories had gone into the election holding seven of the 32 boroughs and also ran Havering with a minority administration.

But shock defeats in Wandsworth, Westminster and Barnet left the party holding only three councils this morning — Kensington and Chelsea, Hillingdon and Bexley — though Bromley is likely to remain in Tory control when it declares this afternoon.

Unless the party bucks the trend and wins Croydon — where the Labour-run council went bankrupt — or Harrow, this will be the fewest London councils under Tory leadership in 24 years.

Four years ago, Labour won 21 councils, the Conservatives seven and the Lib Dems three, with Havering hung but run by the Tories.

Lord Hayward, the Tory peer and pollster, told Sky News: "The Tory party has done very badly in London. The attention has been on Wandsworth, Westminster and Barnet inevitably, but I think there will be really serious concern about the fact that Tories are virtually non-existent in some boroughs."

He added: "The people who have taken greatest offence at partygate fall into one broad social demographic, which are heavily represented in London."

In Hillingdon, which includes Boris Johnson's parliamentary constituency of Uxbridge and South Ruislip, the Tories held on but saw their majority over Labour cut from 23 to seven, though in part because of boundary changes and fewer seats being contested.

Kensington and Chelsea along with Bexley remained strongly Tory.

Ealing remained strongly Labour, with the Tories losing ground. It was a similar picture in Waltham Forest, Redbridge, Hammersmith and Fulham and in Merton, where the Tory group was reduced from 17 to six and the Lib Dems became the main opposition.

> *Londoners are waking up to a political map with splashes of red in areas that have never been anything but blue*
> **Nick Bowes, Centre for London**

Labour easily held Southwark, with not a single Tory elected for the second successive time, and Hounslow.

Barking and Dagenham remained a Labour "one-party state", with not a single councillor from another party.

The Lib-Dems retained Sutton, though with a narrower majority over the Tories after several Labour gains.

Havering remained under no overall control due to a number of independents or "residents' association" councillors being elected. The Conservatives were again the largest party but lost five of their 25 councillors.

By mid-morning, Labour had 13 London councils, the Tories three plus the largest group on Havering, and the Lib-Dems two. Some 13 boroughs were due to declare later today or over the weekend, including Tower Hamlets and Croydon, both of which were electing borough mayors.

Nick Bowes, chief executive of the Centre for London thinktank, said: "Londoners are waking up this morning to a new political map with splashes of red in areas that have never been anything but blue. Sometimes the tidal wave of unhappiness at the Government drowns even the most successful local councils.

"But there is a risk that an already fractious relationship with a national government could worsen further, as the city looks even less important to the Tories and ever more Labour."

Ex-leader blames cost of living crisis for shock defeat in flagship

WANDSWORTH
Labour gain from Conservatives

Labour	35 (+9)
Conservative	22 (-11)
Independent	1 (NC)

THE last time Wandsworth was a Labour council, James Callaghan was Prime Minister and Boney M were top of the charts with Rivers of Babylon.

Labour won control for the first time since 1978, winning the traditionally Tory stronghold which was reputedly Margaret Thatcher's favourite council, renowned for its low taxes.

Defeated Conservative leader Ravi Govindia, who led the council for 11 years, told the Standard that the cost of living crisis "is not something one could hide away from" and blamed a combination of "micro local" and national issues for the result.

He said: "People have balanced national against local issues and come to a view, which I'm sorry it has come to the result it has. I'm disappointed for colleagues who have lost seats and were hoping to become councillors."

As the results were announced, a wave of cheers erupted from the

£100 cashback with our Unlimited SIM

+ 6 months half price

£11 a month*

Unlimited data

BigValue BigNetwork

Switch today online, in-store or call 0800 033 8006

*Advertised monthly cost of £11 payable in first 6 months, increasing to full monthly price of £22 from month 7, with these Monthly Charges increasing by 4.5% each April. Available to new customers with our 24 month SIM only plan. Price includes £5 monthly discount for paying by a recurring method, such as Direct Debit. Receive £100 cashback on pre-paid online Mastercard after 45 days subject to payment of first bill. Proof of switching required. See three.co.uk/terms

Joy and despair: Sadiq Khan celebrates with Labour supporters, top, after the Tories, above, lose 11 seats in total in Wandsworth

Labour side of the hall. The Conservatives lost 11 seats in total, with one teary-eyed candidate refusing to comment after watching her colleague lose his seat.

New council leader Simon Hogg said it had been an "incredible night, way beyond my expectations".

"This has been decades in the making for us," he added. "The hard work starts tomorrow, and we will build that compassionate council that truly listens, we're going to build genuinely affordable homes and safer, greener streets."

London mayor Sadiq Khan hailed the result as a "historic, joyous night, saying: "Many Conservatives who have never voted Labour before have switched over to us tonight in Wandsworth, that bodes well for our party."

Rosena Allin-Khan, the Labour MP for Tooting, who was at the count, said she was "still pinching herself". "Without a doubt, national issues played a huge role," she said. "People are struggling between heating and eating, and also not trusting the Conservatives."

Maurice Mcleod, who won in Battersea Park Ward, said his main priority was to "make the borough more fair", adding it was "really unbalanced" in terms of wealth inequality.

There were less seats up for grabs this year, after a reconstruction of the electoral wards saw the number of councillors reduced from 60 to 58.

Elly Blake

STARMER: ROOTING OUT ANTI-SEMITISM HAS DELIVERED A FANTASTIC VICTORY

BARNET

Labour gain from Conservatives

Labour	41 (+18)
Conservative	22 (-14)
Lib-Dems	0 (-3)
Independent	0 (-1)
Turnout	*37.9%*

LABOUR leader Sir Keir Starmer returned to Barnet where he launched his London local election campaign to celebrate his party taking power there for the first time.

He hailed the "fantastic" victory an hour after the final result. Party activists and councillors saw him pose for pictures with the council's new leader, Barry Rawlings, and tell them he could "hardly believe" the series of victories in the capital.

He said: "Wandsworth, they've been saying that for years you'll never take Wandsworth. We've just done it. Westminster, an absolutely astonishing result, and here in Barnet."

He also referred to the anti-Semitism scandal that many local Labour figures felt lost them the last election in an area with a large Jewish community, saying: "It was important to me to come to Barnet because my first words as leader of our party when I took over in April 2020 was we were going to root out anti-Semitism from our party, not tolerate it anymore in our party, change our party and I said the test of that would be whether the voters trust us again in places like Barnet, and they've done it."

Earlier this morning Mr Rawlings hailed "a historic victory, a landslide victory" and told the new majority Labour group that voters wanted a "safer, brighter, cleaner Barnet" and only half-jokingly added: "You can have five minutes gloating but then it's down to work". He told the Standard the victory was down to "a mixture of national and local" issues and that his Conservative opponents lost voters "who felt alienated" over the partygate scandal.

He continued: "I think people felt it isn't the Conservative Party they wanted. They believe in the rule of law and people obeying the law."

The council's outgoing Conservative leader, Daniel Thomas, said his party had been caught in "a perfect storm". He added: "We've been 12 years in government, the cost-of-living crisis, partygate and I think those three factors are why we are having such a bad night."

He said he would reserve judgment on the Prime Minister's future until the full national picture emerged but added his party had lost good councillors because of the Government's unpopularity.

He also said the "changing demographics" of outer London potentially strengthened the Labour vote as did changes to ward boundaries. The victory proved to be third time lucky for Labour. It has been the party's top London target in the last three local elections. It failed narrowly to win control in 2014, while 2018 saw the council swing further towards the Conservatives before today's turnaround.

Robert Dex

Mixed blessings: Labour leader Sir Keir Starmer thanks his supporters in Barnet today

NIGEL HOWARD

TRUE-BLUE WEST END FORTRESS FALLS TO LABOUR FOR THE FIRST TIME EVER

WESTMINSTER

Labour gain from Conservatives

Labour	31 (+12)
Conservatives	23 (-18)
Turnout:	*31.8%*

IT was when the Conservatives standing for the Hyde Park ward conceded shortly before dawn that Labour really started to believe for the first time.

This affluent enclave stretching from Bayswater Road to Paddington station has never before returned a Labour candidate to Westminster council — although its most famous resident is Tony Blair. It was also the political stronghold of former Westminster leader Shirley Porter, who headed the authority from 1983 to 1991 before her career ended ignominiously in the Home for Votes scandal.

Now Westminster Labour's tireless veteran Paul Dimoldenberg — who stood in Labour's previously most successful campaign of 1986 — unexpectedly finds himself a Hyde Park councillor in an administration run by his own party.

Until today Labour had never run the local authority that had become a true blue Tory fortress over the 58 years since the council was formed in the 1964 local government reforms.

As the ballot boxes from Soho, Mayfair, St James's and Westminster itself arrived at the count last night at Lindley Hall off Vincent Square Labour were still playing down their chances. "I think we'll just fall short," said Mr Dimoldenberg. But a succession of gloomy Tory candidates spoke of their struggle to get their message across — and their supporters out to vote.

Boris Johnson's role in partygate and the cost of living crisis dominated doorstep conversations. Meanwhile, Labour ruthlessly exploited the £6 million Marble Arch Mound fiasco as an emblem of Conservative incompetence and waste.

Former council leader Rachael Robathan fought to focus voters' attention on her administration's record on low council tax — but the noises off from Downing Street kept drowning out the message.

A low turnout of less than 32 per cent — down from 38 per cent in 2018 — reflected Tory voters' disillusion with their party.

As the night wore on whooping Labour activists celebrated the party's remarkable seizure of wards once considered beyond hope. They include a clean sweep of seats in the West End — which includes one of the world's wealthiest neighbourhoods Mayfair — as well as Bayswater and Lancaster Gate, and of course Hyde Park. Labour leader Adam Hug said the priorities for the Labour administration would include more affordable homes, including a new council house programme, and a new vision for the West End that would see fewer chain stores.

Jonathan Prynn

VOTERS SEND MESSAGE TO COUNCILS ON LOW-TRAFFIC SCHEMES

A LABOUR council that sparked anger from some residents when it introduced two low-traffic neighbourhood schemes saw its hold on power curbed.

Enfield's Labour group — which had effectively disowned its own LTN policies, despite them attracting support from many within the zones — had its overall majority cut from 29 to 13 seats.

It won both seats in two wards which had LTNs but saw the Tories take all five seats in two other LTN-affected wards. However some of the most vocal Tory LTN opponents failed to get elected.

In Dulwich, the pro-LTN Labour candidates standing for Southwark council emerged victorious over the Tories and Lib Dems, both of which had opposed the schemes.

And in Ealing, where the Labour council had axed some LTNs and replaced the leader, the party increased its majority from 45 to 48. In Greenwich, another Labour-dominated council which sparked anger when it removed a LTN, the results were still being counted when the Standard went to press.

Nick Bowes, of the Centre for London thinktank, said that opposition to LTNs "seemed like the dog that didn't bark" and could embolden councils to accelerate projects that reallocated road space away from vehicles.

Cause of anger: local low traffic zones

Now London Tories need to distance themselves from HQ

HOW THE CAPITAL STANDS

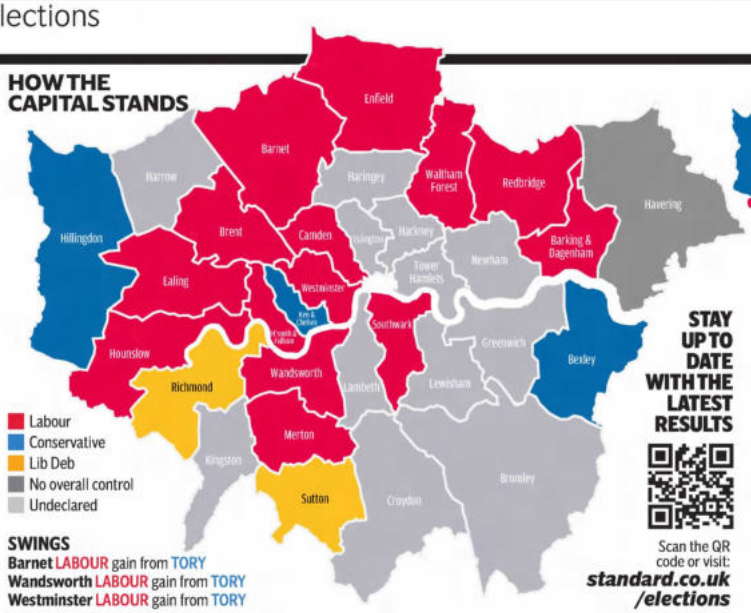

SWINGS
Barnet LABOUR gain from TORY
Wandsworth LABOUR gain from TORY
Westminster LABOUR gain from TORY

BEFORE THE VOTE

STAY UP TO DATE WITH THE LATEST RESULTS

Scan the QR code or visit:
standard.co.uk /elections

COMMENTARY
Tony Travers

ELECTION results in London were very good for Labour, though rather less so in other parts of the country.

Winning Wandsworth for the first time since 1978 was the beginning of the party's success in the capital. Despite the Conservatives' low council tax policy, eight seats switched to Labour. Barnet fell later in the night, also showing a straight switch of votes from the Conservatives to Labour. The north London borough is important to Sir Keir Starmer, who celebrated there this morning, because his predecessor had clearly alienated many of the borough's Jewish voters.

Then came Westminster, which was seen by most commentators as impossible for Labour to win. Yet, for the first time ever Labour has won the borough in which Parliament and Whitehall are located. There is epic symbolism in this. The state opening of parliament will next week take place in a Labour-held authority. There were also gains (generally from the Conservatives) for Labour in Redbridge (plus six), Hillingdon (plus four), Waltham Forest (plus two), Ealing (plus one) and Bexley (plus one). The Liberal Democrats took nine Tory seats in Richmond. The Greens, who also gained a seat, will now be the opposition there. The Conservatives won eight seats from Labour in Enfield. Overnight they had hopes of taking the new mayoralty in Croydon and, possibly, more seats in Harrow. But, overall, the elections in London have proved bad for the party. The Tories are likely to have their smallest number of councillors in London since the first borough elections in 1964. Labour may have their largest total since 1971. The Liberal Democrats appear to be expanding across the south-west of the city.

Outside London, the picture was less rosy for Labour. The Conservatives made gains in Nuneaton, Amber Valley and Hartlepool, making it hard for Labour to claim they are storming their way back into Red Wall areas. The party's national vote share is likely to be little changed from 2018 when these seats were last fought. Indeed, the Liberal Democrats, Greens and Independents may be the biggest winners when all the votes have been counted.

Conservatives in London cannot go on like this. Until 1997 they were fully competitive across the capital: London was not a Labour city. The party almost certainly needs to create a separate London party and identity in the way the Scots have. Further decline would be bad for them and for democracy.

● *Tony Travers is professor at the department of government at the LSE and director of LSE London*

WIMBLEDON & WANDSWORTH
TIMES
FREE HELP YOURSELF
May 12, 2022
wimbledontimes.co.uk
wandsworthtimes.co.uk

THE MOBILITY FURNITURE COMPANY
TRULY MADE-TO-MEASURE RISE & RECLINE CHAIRS AND ADJUSTABLE BEDS
✔ CHOICE OF WIDTH ✔ CHOICE OF DEPTH ✔ CHOICE OF HEIGHT
Call FREE today for a FREE brochure & home demonstration
0808 265 1305
IT'S ALL ABOUT YOUR COMFORT
HANDCRAFTED IN GREAT BRITAIN

Tories kicked out of power in Wandsworth

By Charlotte Lillywhite
Local democracy reporter

THE Tories have lost London stronghold Wandsworth for the first time since 1978.

The totemic seat was once Margaret Thatcher's favourite council and, until Friday morning, had been controlled by the Tories since 1978.

Keir Starmer's party won 35 out of 58 seats – taking nine seats from the Tories. Wandsworth was a key symbolic target for Labour in the local elections – one of the last remaining high-profile Tory strongholds in the capital. Labour now holds 35 seats on the council while the Tories hold 22 and the Independents one.

Forecasters predicted Labour would win the borough as it became a battleground for the two main parties over its famously low council tax versus anger over the Downing Street "partygate" scandals and frustration with local services. The outcome is thought to be a key indicator of public mood on the main parties.

Wandsworth Labour leader Simon Hogg had predicted the results would be tight – coming down to a few dozen votes in key wards. He said after the results were announced that he had thought Labour's chances were 50/50, but that the results "exceeded" the party's expectations.

He said: "It feels fantastic. It's been a really good evening and something I've been working towards for 20 years." He added that the newly-elected Labour councillors were "ready to get to work in the morning".

He said Labour's "positive vision" for Wandsworth alongside the national picture – the cost of living crisis and anger over "partygate" – led to Labour's victory.

Labour sources seemed optimistic about a victory from the start of the night. One Labour candidate said the party was "confident but not complacent" and that people were "disgusted with the behaviour of the prime minister, particularly in respect of Partygate" on the doorstep.

An organiser for Wandsworth Labour said: "We're all over the moon because we're winning seats that we didn't even conceive of being possible. It's so exciting to think there's going to be change in Wandsworth after more than 40 years."

Council tax, partygate and local social care services emerged as the key issues for Londoners ahead of the local elections.

Wandsworth became the only London borough to cut council tax this year, and also froze rent for council tenants, heating and hot water charges. The party's 44-year control of the borough has seen it at the forefront of Thatcher's Right to Buy scheme and the privatisation of local services. It also briefly set poll tax at zero in the 1990s.

Labour based its manifesto this year on keeping the same low council tax in the borough while providing "better public services". It has promised to build 1,000 new council homes, set a target of 50 per cent affordable housing on all new developments and pay all council workers the London Living Wage.

The two main parties battled it out alongside a considerable number of Liberal Democrat and Green candidates. The Trade Unionist and Socialist Coalition Party, Labour and Co-operative Party and some Independents also ran in some of the wards.

Labour MP Fleur Anderson, Mayor of London Sadiq Khan, Simon Hogg, Labour MP Dr Rosena Allin-Khan, Labour MP Dawn Butler and Labour MP Marsha de Cordova, celebrating Labour gaining Wandsworth council from The Conservative Party Photo: @ThisisRiverside

Labour now has 35 seats on the council, while the Tories have 22 and the Independents have one. Boundary changes mean the overall number of seats on the council has fallen from 60 to 58.

In the newly-created Wandle ward, locals voted in two Labour councillors. Former Tory MP Adrian Flook was standing for election in the new ward but lost out by 233 votes. Tory leader Ravi Govindia held his seat in East Putney by just 32 more votes than Labour candidate Finna Ayres. Other wards won by Labour include Trinity, South Balham and Battersea Park.

MERTON COUNCIL

Open your heart and home to change a child's life
Merton Council urgently needs foster carers for teenagers, siblings and unaccompanied minors. If you have room in your home and heart, get in touch today.
Foster for Merton and we can offer you:
✓ On-going comprehensive training
✓ 24 hour support, 365 days per year
✓ An allowance of up to £514 per week, per child
Find out more at our virtual and in person Fostering Information Sessions:
Virtual (via Microsoft Teams): 13 May 11.00-12.30, 14 May 11.00-12.30, 25 May 17.30-19.00. In person: 16 May 17.00-19.00 at Pizza Express Wimbledon or 18 May 10.00-13.00 at Caffè Nero (in Next), Tandem Centre, SW19 2TY
Merton Fostering
Call us today on 0800 073 0874 / 020 8545 4070 or visit merton.gov.uk/fostering for more details
merton

Balham

GAIN 1

2022 electorate %turnout		12,462	42.2
Lynsey E. Hedges	**Con**	**2,284**	**44.0**
Daniel R. Hamilton	**Con**	**2,250**	**43.4**
***Joanne Rigby**	**Lab**	**2,214**	**42.7**
Azhar Chaudhry	Con	2,188	42.2
Douglas Oddy	Lab	1,963	37.8
Richard A. Taylor	Lab	1,913	36.9
Alexa J. Crow	Grn	659	12.7
Ben Burt	Grn	528	10.2
John G. Low	Grn	514	9.9
Provence Maydew	LD	405	7.8
Shanaz Casoojee	LD	353	6.8
Raaid A. Casoojee	LD	294	5.7
	Maj	321	6.2
		287	5.6
		26	0.5

Notional 2018 result:
Conservative: 2,969 (41.9%), Labour: 2,458 (34.7%), Liberal Democrat: 588 (8.3%), Others: 1,073 (15.1%)
Conservative majority: 511 (7.2%)

Battersea Park

2022 electorate %turnout		12,826	32.6
Juliana A.K. Annan	**Lab**	**1,991**	**46.3**
***Tony Belton**	**Lab**	**1,975**	**45.9**
***Maurice S.A. McLeod**	**Lab**	**1,760**	**40.9**
Rory Manley	Con	1,404	32.6
Sami K. Abouzahra	Con	1,355	31.5
Marietta Miemietz	Con	1,280	29.8
Isabel Losada	Grn	689	16.0
Emma C. Buckley	Grn	557	12.9
Teresa P.B. Norman	LD	396	9.2
Petri Vitiello	LD	240	5.6
Shaun O'Mara	Ind	106	2.5
	Maj	587	13.7
		571	13.3
		356	8.3

Notional 2018 result:
Labour: 2,915 (49.4%), Conservative: 1,861 (31.5%), Liberal Democrat: 388 (6.6%), Others: 740 (12.5%)
Labour majority: 1,054 (17.9%)

Falconbrook

2022 electorate %turnout		7,696	30.5
***Kate Stock**	**Lab**	**1,607**	**69.7**
***Simon A. Hogg**	**Lab**	**1,603**	**69.5**
Andrew M. Mitchell	Con	607	26.3
Jasmine N. Rahman	Con	557	24.1
Kim Hendry	TUSC	120	5.2
	Maj	1,000	43.4
		996	43.2

Notional 2018 result:
Labour: 1,682 (57.1%), Conservative: 646 (21.9%), Liberal Democrat: 167 (5.7%), Others: 450 (15.3%)
Labour majority: 1,036 (35.2%)

East Putney

2022 electorate %turnout		12,297	41.3
***Ravi P. Govindia**	**Con**	**2,179**	**42.7**
Finna J. Ayres	**Lab**	**2,147**	**42.0**
***George L. Crivelli**	**Con**	**2,144**	**42.0**
Michael R. Stephens	Con	2,047	40.1
Eileen A. Flanagan	Lab	1,907	37.3
Susan Olech	Lab	1,727	33.8
Graham A. Cooper	Grn	702	13.7
Eleanor M. Doody	LD	672	13.2
Clive H. Price	Grn	440	8.6
John M. Williams	LD	396	7.8
Mark T. Lejman	LD	391	7.7
	Maj	272	5.4
		237	4.7
		100	1.9

Notional 2018 result:
Conservative: 2,724 (51.2%), Labour: 1,382 (26.0%), Liberal Democrat: 731 (13.7%), Others: 481 (9.0%)
Conservative majority: 1,342 (25.2%)

Furzedown

2022 electorate %turnout		12,112	38.9
***Leonie A. Cooper**	**Lab**	**3,232**	**62.5**
Katrina Ffrench	**Lab**	**2,939**	**56.9**
***Judi Gasser**	**Lab**	**2,893**	**56.0**
Robert J.K. Broadhurst	Con	973	18.8
Shaun P. Collins	Grn	936	18.1
Jonathan Iliff	Con	936	18.1
Thomas L. Mathers	Con	935	18.1
Andrew J. Bracken	LD	322	6.2
Clare A.H. Murray	LD	288	5.6
Sudi Pigott	LD	177	3.4
	Maj	2,259	43.7
		1,966	38.1
		1,920	37.2

Notional 2018 result:
Labour: 3,851 (61.6%), Conservative: 1,288 (20.6%), Liberal Democrat: 518 (8.3%), Others: 596 (9.5%)
Labour majority: 2,563 (41.0%)

Lavender

2022 electorate %turnout		8,610	38.0
***Jonathan P. Cook**	**Con**	**1,495**	**43.7**
Tom F. Pridham	**Con**	**1,391**	**40.7**
Martin Linton	Lab	1,298	37.9
Rebecca C. Tate	Lab	1,206	35.3
Cyril X. Richert	Grn	445	13.0
Jenny Voyce	LD	294	8.6
Mike Radcliffe	LD	268	7.8
	Maj	197	5.8
		93	2.8

Notional 2018 result:
Conservative: 2,158 (47.1%), Labour: 1,166 (25.5%), Liberal Democrat: 494 (10.8%), Others: 763 (16.7%)
Conservative majority: 992 (21.6%)

Nine Elms

2022 electorate %turnout		2,847	31.1
Matthew J. Corner	**Con**	**352**	**41.0**
Mark J. Justin	**Con**	**328**	**38.2**
Alexander S. Christian	Lab	261	30.4
Maha Younes	Lab	250	29.1
Mark Gitsham	LD	239	27.8
Sue Wixley	LD	212	24.7
Joanna Zeenny	Grn	41	4.8
Andrew Macmillan	Grn	34	4.0
	Maj	91	10.6
		67	7.8

Notional 2018 result:
Conservative: 148 (59.9%), Labour: 77 (31.2%), Liberal Democrat: 7 (2.8%), Others: 15 (6.1%)
Conservative majority: 71 (28.7%)

Northcote

2022 electorate %turnout		8,695	48.4
Emmeline E. Owens	**Con**	**2,244**	**47.3**
***Aled Richards-Jones**	**Con**	**2,168**	**45.7**
*Emily M. Wintle	Lab	1,377	29.1
James T. Toone	Lab	1,094	23.1
Joe Taylor	Grn	754	15.9
Ben Morris	LD	544	11.5
	Maj	867	18.2
		791	16.6

Notional 2018 result:
Conservative: 2,232 (47.1%), Labour: 921 (19.4%), Liberal Democrat: 714 (15.1%), Others: 870 (18.4%)
Conservative majority: 1,311 (27.7%)

Roehampton

2022 electorate %turnout		11,133	33.6
Jenny M. Yates	**Lab**	**1,909**	**49.8**
Matthew G. Tiller	**Lab**	**1,865**	**48.7**
***Graeme Henderson**	**Lab**	**1,855**	**48.4**
*Jane Cooper	Con	1,247	32.5
Ray Chapman	Con	1,183	30.9
Deen Ossman	Con	1,154	30.1
Terence Brown	Grn	357	9.3
Henry J. Compson	LD	351	9.2
Ben Speedy	LD	312	8.1
Matthew D. Palmer	Grn	307	8.0
Deki Olayinka	TUSC	98	2.6
	Maj	662	17.3
		618	16.2
		608	15.9

Notional 2018 result:
Labour: 2,043 (46.0%), Conservative: 1,678 (37.8%), Liberal Democrat: 347 (7.8%), Others: 373 (8.4%)
Labour majority: 365 (8.2%)

St Mary's

GAIN 1

2022 electorate %turnout		10,327	39.5	
Jessica M. Lee	**Lab**	**1,914**	**44.4**	**- 3.2**
Jamie Colclough	**Lab**	**1,880**	**43.6**	**- 3.5**
Caroline de la Soujeole	**Con**	**1,700**	**39.4**	**- 10.2**
Zachary Evans	Con	1,693	39.3	- 8.3
Michael A. Stone	Lab	1,690	39.2	- 2.0
*Rhodri D.E. Morgan	Con	1,659	38.5	- 8.9
Byron Brown	Grn	465	10.8	+ 0.1
Lu Curtis	Grn	438	10.2	
Tudor P. Nicholls	LD	348	8.1	+ 0.9
	Maj	221	5.1	
		187	4.3	
		10	0.1	

Notional 2018 result:
Conservative: 1,979 (44.3%), Labour: 1,566 (35.0%), Liberal Democrat: 287 (6.4%), Others: 640 (14.3%)
Conservative majority: 413 (9.3%)

Shaftesbury and Queenstown

2022 electorate %turnout		10,917	31.4
Sara L.B. Linton	**Lab**	**1,966**	**49.9**
***Aydin Dikerdem**	**Lab**	**1,879**	**47.7**
Stephen Worrall	**Lab**	**1,563**	**39.7**
Marie T. Hanson	Con	1,090	27.7
Jonathan C.W. Clamp	Con	1,077	27.3
Keith P. Kelsall	Con	982	24.9
Max Ellis	Grn	668	16.9
James D. Munro	LD	421	10.7
	Maj	876	22.2
		789	20.0
		473	12.0

Notional 2018 result:
Labour: 2,622 (51.0%), Conservative: 1,507 (29.3%), Liberal Democrat: 366 (7.1%), Others: 646 (12.6%)
Labour majority: 1,115 (21.7%)

South Balham

2022 electorate %turnout		7,633	46.4
***Clare L. Fraser**	**Lab**	**1,850**	**50.2**
Norman H. Marshall	**Lab**	**1,518**	**41.2**
Tom Mytton	Con	1,425	38.7
Nabi Toktas	Con	1,271	34.5
Roy Vickery	Grn	451	12.2
Arminel P. Fennelly	LD	230	6.2
David P. Lane	LD	175	4.7
	Maj	425	11.5
		93	2.5

Notional 2018 result:
Labour: 1,982 (47.5%), Conservative: 1,533 (36.7%), Liberal Democrat: 269 (6.4%), Others: 393 (9.4%)
Labour majority: 449 (10.8%)

Southfields

2022 electorate %turnout		8,863	47.4
***Kim Caddy**	**Con**	**1,853**	**44.8**
***Guy D.R. Humphries**	**Con**	**1,763**	**42.6**
Lee M. Fennell	Lab	1,702	41.2
Pablo M.E. John	Lab	1,607	38.9
Ingrid E. Redcliffe	Grn	385	9.3
Pat Durai-Bates	LD	375	9.1
Fergal J. McEntee	Grn	323	7.8
Fabio C. Quaradeghini	LD	261	6.3
	Maj	151	3.6 ●
		62	1.4 ●

Notional 2018 result:
Con: 2,209 (48.0%), Lab: 1,445 (31.4%), Lib Dem: 539 (11.7%), Oth: 410 (8.9%) Con maj: 764 (16.6%)

Thamesfield

2022 electorate %turnout		11,979	44.5
Ethan K.F. Brooks	**Con**	**2,292**	**43.9**
James E. Jeffreys	**Con**	**2,221**	**42.6**
***John Locker**	**Con**	**2,212**	**42.4**
Chris Locke	Lab	1,768	33.9
Amanda G.D. Robinson	Lab	1,763	33.8
Stephen Gibbons	Lab	1,762	33.8
Paul H. Benton	LD	744	14.3
Becky Grubb	LD	733	14.0
Gabriel Barton-Singer	LD	701	13.4
Emma J. Killick	Grn	556	10.7
Diana M. McCann	Grn	526	10.1
Penny B. Staniaszek	Grn	377	7.2
	Maj	524	10.0 ●
		453	8.7 ●
		444	8.5 ●

Notional 2018 result:
Con: 2,671 (49.4%), Lab: 1,053 (19.5%), Lib Dem: 956 (17.7%), Oth: 724 (13.4%) Con maj: 1,618 (29.9%)

Tooting Bec

2022 electorate %turnout		12,146	37.0
***Sheila M. Boswell**	**Lab**	**2,787**	**61.1**
***Annamarie Critchard**	**Lab**	**2,759**	**60.5**
***Paul J. White**	**Lab**	**2,258**	**49.5**
Jonathan R. Styles	Con	1,073	23.5
Mike Pautsch	Con	1,061	23.3
Mozes Megyesi	Con	1,041	22.8
Lisa P. Osborne	Grn	695	15.2
Steve Jones	Grn	536	11.8
Lara Fiorani	LD	400	8.7
David E. Elliott	LD	268	5.9
Maltby J. Pindar	LD	189	4.1
	Maj	1,714	37.6 ●
		1,686	37.0 ●
		1,185	26.0 ●

Notional 2018 result:
Lab: 3,115 (56.6%), Con: 1,494 (27.2%), Lib Dem: 294 (5.3%), Oth: 596 (10.8%)Lab maj: 1,621 (29.4%)

Tooting Broadway

2022 electorate %turnout		11,923	34.3
***Kate A. Forbes**	**Lab**	**2,773**	**63.8**
***Kemi Akinola**	**Lab**	**2,762**	**63.6**
***Andy Gibbons**	**Lab**	**2,339**	**53.9**
Gerald Brent	Con	849	19.5
Neil D. Caddy	Con	768	17.7
James P. McLoughlin	Con	754	17.4
Tom Fitzhardinge	Grn	680	15.7
Catie Tuttle	LD	277	6.4
Stephen P. Bieniek	LD	272	6.3
Simon A. Sharich	LD	195	4.5
	Maj	1,924	44.3 ●
		1,913	44.1 ●
		1,490	34.4 ●

Notional 2018 result:
Lab: 3,642 (65.8%), Con: 1,046 (18.9%), Lib Dem: 244 (4.4%), Oth: 600 (10.8%) Lab maj: 2,596 (46.9%)

Trinity

GAIN 2

2022 electorate %turnout		8,198	52.3
Lizzy Dobres	**Lab**	**2,074**	**47.0**
Jack A. Mayorcas	**Lab**	**1,827**	**41.4**
Kirsten Botting	Con	1,680	38.1
Crawford Anderson	Con	1,672	37.9
Ann Pasola	Grn	407	9.2
Jon Irwin	LD	387	8.8
Paul N. Tibbles	LD	369	8.4
	Maj	394	8.9 ●
		147	3.3 ●

Notional 2018 result:
Con: 1,860 (41.9%), Lab: 1,668 (37.5%), Lib Dem: 437 (9.8%), Oth: 478 (10.8%) Con maj: 192 (4.4%)

Wandle

GAIN 2

2022 electorate %turnout		7,546	47.5
Denise S. Paul	**Lab**	**1,750**	**48.5**
Sarmila Varatharaj	**Lab**	**1,668**	**46.2**
Sion I. Davies	Con	1,456	40.3
*Adrian J.R. Flook	Con	1,435	39.7
Marcia Almeida Goodwin	Grn	311	8.6
Duncan J.A. Lyons	LD	215	6.0
Stephen P. Midlane	Grn	172	4.8
	Maj	294	8.2 ●
		212	5.9 ●

Notional 2018 result:
Lab: 1,710 (42.7%), Con: 1,683 (42.1%), Lib Dem 283 (7.1%), Oth: 325 (8.1%) Lab maj: 27 (0.6%)

Wandsworth Common

2022 electorate %turnout		11,250	46.7
***Angela Graham**	**Con**	**2,699**	**53.0**
***Rosemary J. Birchall**	**Con**	**2,560**	**50.3**
***Peter Graham**	**Con**	**2,448**	**48.1**
Rebecca Wilson	Lab	1,766	34.7
Daniel Hogan	Lab	1,664	32.7
Thomas Pollard	Lab	1,580	31.0
Glyn K. Goodwin	Grn	740	14.5
Daniel M. Strathearn	Grn	543	10.7
Pat Sharpe	Grn	503	9.9
Eileen R. Arms	LD	323	6.3
Caroline Ogden	LD	277	5.4
Haren Thillainathan	LD	174	3.4
	Maj	933	18.3 ●
		794	15.6 ●
		682	13.4 ●

Notional 2018 result:
Con: 3,286 (54.1%), Lab: 1,871 (30.8%), Lib Dem: 425 (7.0%), Oth: 493 (8.1%) Con maj: 1,410 (23.3%)

Wandsworth Town

GAIN 2

2022 electorate %turnout		13,010	44.8
Sarah Davies	**Lab**	**2,835**	**46.2**
Sana Z. Jafri	**Lab**	**2,618**	**42.7**
***William Sweet**	**Con**	**2,472**	**40.3**
Rishi Goenka	Con	2,445	39.9
Sam A. Nicholas	Lab	2,439	39.8
*Piers C. McCausland	Con	2,415	39.4
James Couper	Grn	623	10.2
Penelope Y.J. Moreau	Grn	543	8.9
Patrick M. Warren	LD	476	7.8
swing incalculable	Maj	390	6.3 ●
		173	2.8 ●
		33	0.5 ●

Notional 2018 result:
Con: 2,643 (43.3%), Lab: 2,017 (33.0%), Lib Dem: 544 (8.9%), Oth: 906 (14.8%) Con maj: 626 (10.3%)

West Hill

GAIN 1

2022 electorate %turnout		11,408	48.9	
***Malcolm C. Grimston**	**Ind**	**3,689**	**47.3**	**- 4.0**
***Angela M. Ireland**	**Lab**	**2,221**	**28.4**	**+ 4.7**
Daniel Ghossain	**Con**	**1,621**	**20.8**	**- 0.1**
Salvatore Murtas	Con	1,620	20.8	+ 3.3
Daniel Shearer	Lab	1,557	19.9	- 1.7
Flavio S. Ravara	Lab	1,529	19.6	- 1.0
*Terry Walsh	Con	1,096	14.0	- 2.2
Jason Whiffin	Grn	644	8.2	+ 2.5
Hugh P. Brown	LD	305	3.9	+ 0.5
Douglas M. Downie	LD	296	3.8	+ 0.6
Andrew C. Hinton	LD	177	2.3	- 0.9
	Maj	2,069	26.5 ●	
		601	7.6 ●	
		64	0.9 ●	

West Putney

GAIN 2

2022 electorate %turnout		12,025	48.0
***Jeremy N. Ambache**	**Lab**	**2,676**	**45.2**
***Claire Gilbert**	**Lab**	**2,605**	**44.0**
***Steffi Sutters**	**Con**	**2,534**	**42.8**
Paddy Reid	Con	2,519	42.5
*Ian P. Lewer	Con	2,409	40.7
*Graham M. Loveland	Lab	2,239	37.8
Tahira Amini	Grn	524	8.8
Joanna L. Chidgey	LD	515	8.7
Julie Estelle	Grn	473	8.0
Cait Hart Dyke	LD	342	5.8
	Maj	157	2.7 ●
		86	1.5 ●
		295	5.0 ●

Notional 2018 result:
Con: 2,691 (50.4%), Lab: 1,595 (29,9%), Lib Dem: 652 (12.2%), Oth: 400 (7.5%). Con maj: 1,096 (20.5%)

Summary of election results 2022

2018 results are notionals; electorates are from the 2019 electoral review

	Year	Elec	%Poll	Con	Lab	LD	Green	Ind	Other
Balham	2022	12,462	42.2	43.2	39.1	6.8	10.9		
	2018	12,930		41.5	34.3	8.8	15.5		
Battersea Park	2022	12,826	32.6	31.3	44.4	7.4	14.4	2.5	
	2018	12,664		31.5	49.4	6.6	12.5		
East Putney	2022	12,297	41.3	41.8	37.7	9.6	11.1		
	2018	12,346		51.2	26.0	13.7	9.0		
Falconbrook	2022	7,696	30.5	25.2	69.6				5.2
	2018	8,015		21.9	57.1	5.7	15.3		
Furzedown	2022	12,112	38.9	18.3	58.5	5.1	18.1		
By-election	2019	11,025	33.6	18.4	49.0	24.0	8.6		
	2018	12,438		20.6	61.6	8.3	9.5		
Lavender	2022	8,610	38.0	42.2	36.6	8.2	13.0		
	2018	8,759		47.1	25.5	10.8	16.7		
Nine Elms	2022	2,847	31.1	39.6	29.7	26.3	4.4		
	2018	1,637		59.9	31.2	2.8	6.1		
Northcote	2022	8,695	48.4	46.5	26.1	11.5	15.9		8.9
	2018	8,756		47.1	19.4	15.1	18.4		
Roehampton	2022	11,133	33.6	31.2	49.0	8.6	8.6		10.5
	2018	11,705		37.8	46.0	7.8	8.4		
St Mary's	2022	10,327	39.5	39.1	42.4	8.1	10.5		
	2018	9,784		44.3	35.0	6.4	14.3		
Shaftesbury and Queenstown	2022	10,917	31.4	26.6	45.8	10.7	16.9		
	2018	10,967		29.3	51.0	7.1	12.6		
South Balham	2022	7,633	46.4	36.6	45.7	5.5	12.2		
By-election (Bedford)	2021	10,404	21.7	40.2	40.2	6.0	13.6		
By-election (Bedford)	2021	11,029	51.4	31.7	48.3	5.5	14.5		
	2018	7,905		36.7	47.5	6.4	9.4		
Southfields	2022	8,863	47.4	43.7	40.1	7.7	8.5		
	2018	8,964		48.0	31.4	11.7	8.9		
Thamesfield	2022	11,979	44.5	43.0	33.8	13.9	9.3		
	2018	11,704		49.4	19.5	17.7	13.4		
Tooting Bec	2022	12,146	37.0	23.2	57.0	6.2	13.5		
	2018	12,542		27.2	56.6	5.3	10.8		
Tooting Broadway	2022	11,923	34.3	18.2	60.4	5.7	15.7		
	2018	12,263		18.9	65.8	4.4	10.8		
Trinity	2022	8,198	52.3	38.0	44.2	8.6	9.2		
	2018	8,425		41.9	37.5	9.8	10.8		
Wandle	2022	7,546	47.5	40.0	47.4	6.0	6.7		
	2018	7,891		42.1	42.7	7.1	8.1		
Wandsworth Common	2022	11,250	46.7	50.5	32.8	5.0	11.7		
	2018	11,380		54.1	30.8	7.0	8.1		
Wandsworth Town	2022	13,010	44.8	39.9	42.9	7.8	9.5		
	2018	12,589		43.3	33.0	8.9	14.8		
West Hill	2022	11,408	48.9	18.5	22.6	3.5	8.2	47.3	
	2018	11,651		18.2	22.0	3.3	5.2	51.3	
West Putney	2022	12,025	48.0	42.0	42.3	7.3	8.4		
	2018	11,823		52.1	28.2	12.2	7.5		

Councillors and wards

1.	● Caroline de la Soujeole	St Mary's	10	0.2
2.	● Jo Rigby	Balham	26	0.5
3.	● Will Sweet	Wandsworth Town	33	0.5
4.	● Daniel Ghossain	West Hill	64	0.9
5.	● Guy Humphries	Southfields	61	1.4
6.	● Claire Gilbert	West Putney	86	1.5
7.	● Finna Ayres	East Putney	100	1.9
8.	● Norman Marshall	South Balham	93	2.5
9.	● Jeremy Ambache	West Putney	157	2.7
10.	● Tom Pridham	Lavender	93	2.8
11.	● Sana Jafri	Wandsworth Town	173	2.8
12.	● Jack Mayorcas	Trinity	147	3.3
13.	● Kim Caddy	Southfields	151	3.6
14.	● Jamie Colclough	St Mary's	187	4.3
15.	● George Crivelli	East Putney	237	4.7
16.	● Steffi Sutters	West Putney	295	5.0
17.	● Jessica Lee	St Mary's	221	5.1
18.	● Ravi Govindia	East Putney	272	5.4
19.	● Dan Hamilton	Balham	287	5.6
20.	● Jonathan Cook	Lavender	197	5.8
21.	● Sarmila Varatharaj	Wandle	212	5.9
22.	● Lynsey Hedges	Balham	321	6.2
23.	● Sarah Davies	Wandsworth Town	390	6.3
24.	● Mark Justin	Nine Elms	67	7.8
25.	● Denise Paul	Wandle	294	8.2
26.	● Maurice McLeod	Battersea Park	356	8.3
27.	● John Locker	Thamesfield	444	8.5
28.	● Angela Ireland	West Hill	601	8.5
29.	● James Jeffreys	Thamesfield	453	8.7
30.	● Lizzy Dobres	Trinity	394	8.9
31.	● Ethan Brooks	Thamesfield	524	10.0
32.	● Matthew Corner	Nine Elms	91	10.6
33.	● Stephen Worrall	Shaftesbury	473	12.0
34.	● Tony Belton	Battersea Park	571	13.3
35.	● Peter Graham	Wandsworth Common	682	13.4
36.	● Juliana Annan	Battersea Park	587	13.7
37.	● Rosemary Birchall	Wandsworth Common	794	15.6
38.	● Clare Fraser	South Balham	425	15.7
39.	● Graeme Henderson	Roehampton	608	15.9
40.	● Matthew Tiller	Roehampton	618	16.2
41.	● Aled Richards-Jones	Northcote	791	16.6
42.	● Jenny Yates	Roehampton	662	17.3
43.	● Emmeline Owens	Northcote	867	18.2
44.	● Angela Graham	Wandsworth Common	933	18.3
45.	● Aydin Dickerdem	Shaftesbury	789	20.0
46.	● Sara Linton	Shaftesbury	876	22.2
47.	● Paul White	Tooting Bec	1,185	26.0
48.	● Malcolm Grimston	West Hill	2,069	26.5
49.	● Andy Gibbons	Tooting Broadway	1,490	34.4
50.	● Annamarie Critchard	Tooting Bec	1,686	37.0
51.	● Judi Gasser	Furzedown	1,920	37.2
52.	● Sheila Boswell	Tooting Bec	1,714	37.6
53.	● Katrina Ffrench	Furzedown	1,966	38.1
54.	● Simon Hogg	Falconbrook	996	43.2
55.	● Kate Stock	Falconbrook	1,000	43.4
56.	● Leonie Cooper	Furzedown	2,259	43.7
57.	● Kemi Akinola	Tooting Broadway	1,913	44.1
58.	● Kate Forbes	Tooting Broadway	1,924	44.3

Labour: 35 seats

Falconbrook	2 Lab	998	43.3
Tooting Broadway	3 Lab	1,776	40.9
Furzedown	3 Lab	2,048	39.7
Tooting Bec	3 Lab	1,528	33.5
Shaftesbury & Queenstown	3 Lab	713	18.1
Roehampton	3 Lab	629	16.5
Battersea Park	3 Lab	505	11.8
West Hill	1 Lab	601	7.6
Wandle	2 Lab	253	7.1
South Balham	2 Lab	259	7.0
Trinity	2 Lab	271	6.1
St Mary's	2 Lab	204	4.7
Wandsworth Town	2 Lab	282	4.6
West Putney	2 Lab	122	2.1
East Putney	1 Lab	100	1.9
Balham	1 Lab	26	0.5

Labour majority: 12 seats

St Mary's	1 Con	10	0.1
Wandsworth Town	1 Con	33	0.5
West Hill	1 Con	64	0.9
Southfields	2 Con	107	2.5
Lavender	2 Con	145	4.3
West Putney	1 Con	295	5.0
East Putney	2 Con	255	5.1
Balham	2 Con	304	5.9
Thamesfield	3 Con	474	9.1
Nine Elms	2 Con	79	9.2
Wandsworth Common	3 Con	803	15.8
Northcote	2 Con	829	17.4
West Hill	1 Ind	2,069	26.5

Conservatives: 22 seats, Independent: 1 seat

Incoming and outgoing councillors

Councillors newly elected (26)

- Juliana Annan (Battersea Park)
- Finna Ayres (East Putney)
- Ethan Brooks (Thamesfield)
- Jamie Colclough (St Mary's)
- Matthew Corner (Nine Elms)
- Sarah Davies (Wandsworth Town)
- Caroline de la Soujeole (St Mary's)
- Lizzy Dobres (Trinity)
- Katrina Ffrench (Furzedown)
- Daniel Ghossain (West Hill)
- Daniel Hamilton (Balham)
- Lynsey Hedges (Balham)
- James Jeffreys (Thamesfield)
- Mark Justin (Nine Elms)
- Jessica Lee (St Mary's)
- Sara Linton (Shaftesbury and Queenstown)
- Norman Marshall (South Balham)
- Jack Mayorcas (Trinity)
- Emmeline Owens (Northcote)
- Denise Paul (Wandle)
- Tom Pridham (Lavender)
- Matthew Tiller (Roehampton)
- Sarmila Varatharaj (Wandle)
- Stephen Worrall (Shaftesbury and Queenstown)
- Jenny Yates (Roehampton)
- Sana Jafri (Wandsworth Town)

Councillors returning after an absence (1)

- Sheila Boswell (Tooting Bec, earlier elected in a Nov 2021 Bedford ward by-election)

Councillors standing down (19)

- Hugh Byrne (Shaftesbury)
- Louise Calland (Northcote)
- Peter Carpenter (West Hill)
- James Daley (Tooting)
- Peter Dawson (Northcote)
- Hector Denfield, nee Wakefield (Bedford)
- Paul Ellis (Balham)
- Richard Field (Nightingale)
- Melanie Hampton (St Mary's Park)
- Ian Hart (Nightingale)
- Sarah McDermott (Nightingale)
- Sue McKinney (Roehampton and Putney Heath)
- Lucy Mowatt (Balham)
- Rory O'Broin (Fairfield)
- Mike Ryder (Thamesfield)
- Clare Salier (Balham)
- Guy Senior (Shafesbury)
- Rosemary Torrington (Thamesfield)
- Paula Walker (Queenstown)

In addition, Hannah Stanislaus (Bedford) was elected in a May 2021 by-election and, by then an independent, resigned causing a November 2021 by-election so does not appear

Councillors defeated (8)

- Jane Cooper (West Putney, standing in Roehampton)
- Adrian Flook (Wandle)
- Ian Lewer (West Putney)
- Graham Loveland (Furzedown, standing in West Putney)
- Piers McCausland (Wandsworth Town)
- Rhodri Morgan (St Mary's)
- Terry Walsh (Southfields, standing in West Hill)
- Emily Wintle (St Mary's Park, standing in Northcote)

Tooting Broadway

Thursday 14th July 2022
Death of Cllr Andy Gibbons, Lab
No change

2022 electorate %turnout		11,943	19.3	- 15.0
Rex A. Osborn	**Lab**	**1,429**	**62.2**	**+ 1.8**
Jonathan N. D. Iliff	Con	491	21.4	+ 3.2
Lisa P. Osborne	Grn	285	12.4	- 3.3
Haren Thillainathan	LD	94	4.1	- 1.6
0.7% swing Lab to Con	Maj	938	40.8	

Tooting Broadway

Thursday 18th January 2024
Resignation of Cllr Kate Forbes, Lab
No change

2024 electorate %turnout		11,682	24.1	- 10.2
Sean D. Lawless	**Lab**	**1,888**	**67.3**	**+ 6.8**
Otto Jacobsson	Con	542	19.3	+ 1.1
Nick Humberstone	Grn	261	9.3	- 6.4
Haren Thillainathan	LD	113	4.0	- 1.7
2.75% swing Con to Lab	Maj	1,346	48.0	

West Putney

Thursday 2nd May 2024
Resignation of Cllr Claire Gilbert, Lab
Conservative gain from Labour

2024 electorate %turnout		12,174	51.8	+ 3.8
Nick Austin	**Con**	**2,839**	**45.3**	**+ 3.3**
Jane Briginshaw	Lab	2,350	37.5	- 4.8
Feargal J. McEntee	Grn	635	10.1	+ 1.7
Mark T. Lejman	LD	438	7.0	- 0.3
4.05% swing Lab to Con	Maj	489	7.8	

2026

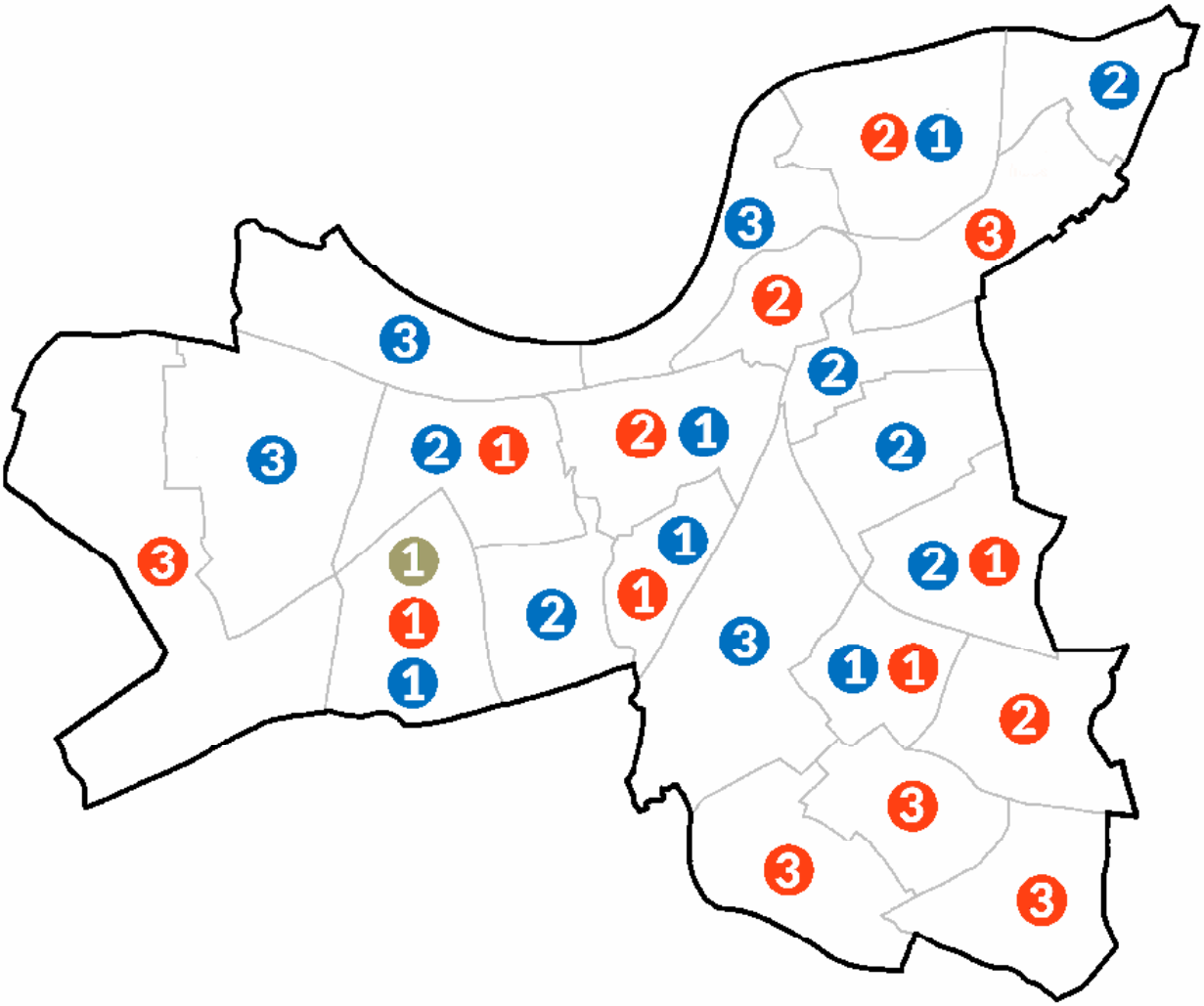

Conservatives	**29**
Labour	**28**
Independent	**1**

Balham

2026 electorate %turnout		12,587	52.5	
***Lynsey E. Hedges**	**Con**	**2,678**	**41.3**	**- 2.7**
***Jo Rigby**	**Lab**	**2,543**	**39.2**	**- 3.5**
Jonathan N.D. Iliff	**Con**	**2,458**	**37.9**	**- 5.5**
Sami K. Abouzahra	Con	2,422	37.4	- 4.8
Tom Armstrong	Lab	2,364	36.5	- 1.3
Thomas Pollard	Lab	2,246	34.7	- 2.2
Nicholas Humberstone	Grn	1,027	15.8	+ 3.1
John G. Low	Grn	959	14.8	+ 4.6
Varun Santosh	Grn	833	12.9	+ 3.0
Warwick R. Danks	LD	373	5.7	- 2.1
David E. Elliott	LD	373	5.7	- 1.1
Toby Tanner	LD	328	5.1	- 0.6
Scott Grant	Ref	318	4.9	
Peter Wilkinson	Ref	273	4.2	
Nicholas Lester	Ref	250	3.9	
1.0% swing Con to Lab	Maj	314	4.8 ●	
		121	1.8 ●	
		94	1.4 ●	

East Putney

2026 electorate %turnout		12,288	52.9	
Jasmin Glynne	**Lab**	**2,348**	**37.0**	**- 5.0**
***George Crivelli**	**Con**	**2,299**	**36.2**	**- 6.5**
***Ravi Govindia**	**Con**	**2,257**	**35.6**	**- 6.4**
Deen Ossman	Con	2,237	35.2	- 4.9
Dermot J. Neligan	Lab	2,076	32.7	- 4.6
Joe L. Smallman	Lab	1,961	30.9	- 3.1
Maisie Jenkinson	Grn	1,030	16.2	+ 2.5
Hana Manthorpe	Grn	933	14.7	+ 6.1
Shanaj Begum	Grn	927	14.6	
Jessica Anderson	Ref	565	8.9	
Rebecca Barton-Singer	LD	529	8.3	- 4.9
Nicki Breeze	LD	514	8.1	+ 0.3
Gabriel Barton-Singer	LD	487	7.7	0.0
Susan J. Muncey	Ref	453	7.1	
Ali Bath	Ref	427	6.7	
1.0% swing Con to Lab	Maj	111	1.8 ●	
		223	3.5 ●	
		181	2.9 ●	

Battersea Park

GAIN 1

2026 electorate %turnout		12,502	40.4	
Victoria O. Asante	**Lab**	**1,766**	**36.3**	**- 10.0**
***Tony Belton**	**Lab**	**1,680**	**34.5**	**- 11.6**
Claire K. Davies	**Con**	**1,673**	**34.4**	**+ 1.8**
Joanna C. Hall	Con	1,601	32.9	+ 1.4
Daria A. Hass	Lab	1,528	31.4	- 9.5
Mozes Megyesi	Con	1,423	29.3	- 0.5
Isabel Losada	Grn	986	20.3	+ 4.3
Ben Koh	Grn	930	19.1	+ 6.2
Matt Madden	Grn	794	16.3	
Antony P.N. Abell	Ref	508	10.4	
Lucy Jones	Ref	456	9.4	
Jonathan J. Aldwinckle	Ref	433	8.9	
Alexandra E. Ames	LD	288	5.9	- 3.3
Elizabeth Watson	LD	279	5.7	+ 0.1
Teresa P.B. Norman	LD	255	5.2	
5.6% swing Lab to Con	Maj	165	3.4 ●	
		79	1.6 ●	
		145	3.0 ●	

Falconbrook

2026 electorate %turnout		7,365	37.6	
***Simon A. Hogg**	**Lab**	**1,257**	**46.7**	**- 23.0**
***Kate Stock**	**Lab**	**1,133**	**42.1**	**- 27.4**
Jonathan Antonacci	Grn	692	25.7	
Timothy P. Read	Grn	536	19.9	
Lizzie Hacking	Con	425	15.8	- 10.5
Michael Mitchell	Con	393	14.6	- 9.5
Daniel J. Dalton	Ref	276	10.3	
Dawn James	Ref	264	9.8	
Charles Leek	LD	157	5.8	
Brook W. Palloway	LD	124	4.6	
Maher Nassour	Ind	64	2.4	
swing incalculable	Maj	565	21.0 ●	
(5.6% swing Lab to Con)		441	16.4 ●	

Furzedown

2026 electorate %turnout		12,258	48.2	
***Leonie A. Cooper**	**Lab**	**3,005**	**51.9**	**- 10.6**
***Judi Gasser**	**Lab**	**2,743**	**47.5**	**- 9.4**
Samantha M. Lewis	**Lab**	**2,467**	**42.6**	**- 13.4**
Eden Laudat	Grn	1,628	28.1	+10.0
Adam Kamenetzky	Grn	1,525	26.4	
Diane Wilkinson	Grn	1,431	24.7	
Oliver S.W. Clark	Con	891	15.4	- 3.4
Sion I. Davies	Con	723	12.5	- 5.6
Andrew J. Wasielewski	Con	706	12.2	- 5.9
John Harmsen	Ref	397	6.9	
David Trowsdale	Ref	389	6.7	
James Williams	Ref	379	6.5	
Tim Atkin	LD	371	6.4	+ 0.2
Phillipa A. Jeal	LD	278	4.8	- 0.8
Romas J. Foord	LD	243	4.2	+ 0.8
Kat Taylor-Huzzard	TUSC	61	1.1	
9.75% swing Lab to Grn	Maj	1,377	23.8 ●	
		1,115	21.1 ●	
		839	14.5 ●	

Lavender

2026 electorate %turnout		8,680	45.9	
***Dan Hamilton**	**Con**	**1,747**	**44.8**	**+ 1.1**
***Tom F. Pridham**	**Con**	**1,720**	**44.1**	**+ 3.4**
Edith A. Adejobi	Lab	1,137	29.2	- 8.7
Joshua M. Groves	Lab	944	24.2	- 11.1
James Branigan	Grn	738	18.9	+ 5.9
Luwis S. Gunarathne	Grn	553	14.2	
Ed Chidley	LD	302	7.7	- 1.6
Jenny Voyce	LD	271	7.0	- 0.8
Rupert D.B. Hunt	Ref	192	4.9	
Madison James	Ref	192	4.9	
6.1% swing Lab to Con	Maj	610	15.6 ●	
		583	14.9 ●	

Nine Elms

2026 electorate %turnout		4,567	35.7	
***Matthew J. Corner**	**Con**	**702**	**44.4**	**+ 3.4**
***William Sweet**	**Con**	**587**	**37.1**	**- 1.1**
Jane R. Briginshaw	Lab	392	24.8	- 5.6
Matthew G. Hitchins	Grn	335	21.2	+16.4
Michael Di Stefano	Grn	325	20.6	+16.6
Douglas Oddy	Lab	274	17.3	- 11.8
*Mark J. Justin	Ref	150	9.5	
Mitch Durrant	Ref	144	9.1	
James Fok	LD	143	9.0	- 15.7
John M. Williams	LD	110	7.0	
4.85% swing Lab to Con	Maj	310	19.6 ●	
		195	12.3 ●	

Northcote

2026 electorate %turnout		8,914	56.6	
***Aled Richards-Jones**	**Con**	**2,583**	**52.1**	**+ 3.8**
James K. Craig	**Con**	**2,551**	**51.4**	**+ 5.7**
*Clare L. Fraser	Lab	1,006	20.3	- 8.8
Jonathan G, Heywood	Lab	853	17.2	- 5.9
Lara Fiorani	LD	684	13.8	+ 2.3
Francis E.V. Chubb	LD	652	13.1	
Joe Taylor	Grn	577	11.6	- 4.3
Areej Abuali	Grn	574	11.6	
Josh Stanton	Ref	235	4.7	
Alex Therrien	Ref	204	4.1	
6.25% swing Lab to Con	Maj	1,577	31.8 ●	
		1,545	31.1 ●	

Roehampton

2026 electorate %turnout		11,303	42.2	
***Graeme P. Henderson**	**Lab**	**1,881**	**38.6**	**- 11.2**
***Jenny M. Yates**	**Lab**	**1,838**	**37.7**	**- 11.0**
***Matthew G. Tiller**	**Lab**	**1,768**	**36.3**	**- 12.1**
Jane Cooper	Con	1,064	21.8	- 10.7
Anjusha Chaughule	Con	1,006	20.6	- 10.3
Helena Kanaan	Con	924	19.0	- 11.1
Jay Northrop-Maltby	Grn	918	18.8	+ 9.5
Tommy Tsherit	Grn	864	17.7	+ 9.7
Ben Francis	Ref	716	14.7	
Terry Washington	Ref	685	14.1	
Reema Siddiqui	Ref	619	12.7	
Hugh P. Brown	LD	411	8.4	- 0.8
Thomas Guyatt	LD	364	7.5	- 0.6
Samuel J. McKenna	LD	323	6.6	
Ivo N.Kuka	Ind	117	2.4	
0.4% swing Lab to Con	Maj	817	16.8 ●	
		774	15.9 ●	
		704	14.5 ●	

St Mary's

GAIN 2

2026 electorate %turnout		11,269	45.3	
Charlie Fisher	**Con**	**1,827**	**36.4**	**- 3.0**
***Caroline I.G. De La Soujeole**	**Con**	**1,809**	**36.0**	**- 3.3**
Zarah M. Wiles	**Con**	**1,681**	**33.4**	**- 5.1**
Simon D. Grayson	Lab	1,666	33.1	- 11.3
*Sana Z. Jafri	Lab	1,663	33.1	- 10.5
Josephine Mantey	Lab	1,589	31.6	- 7.6
Lu Curtis	Grn	926	18.4	+ 7.6
Ryan McMullen	Grn	852	17.0	+ 6.8
Michael Stone	Grn	779	15.5	
Colleen A. Browne	Ref	448	8.9	
Robert J. Lake	Ref	422	8.4	
Oliver W. Venn	Ref	403	8.0	
Dimitri R. Backwell	LD	312	6.2	- 1.9
Catja De Haas	LD	272	5.4	
Tudor P. Nicholls	LD	257	5.1	
Jeanine Canzius	Ind	57	1.1	
3.0% swing Lab to Con	Maj	161	3.3 ●	
		143	2.9 ●	
		15	0.3 ●	

Shaftesbury and Queenstown

2026 electorate %turnout		10,791	37.2	
***Sara L.B. Apps**	**Lab**	**1,927**	**43.7**	**- 6.2**
***Aydin Dikerdem**	**Lab**	**1,708**	**38.7**	**- 9.0**
***Stephen Worrall**	**Lab**	**1,417**	**32.1**	**- 7.6**
Jo Bartholomeou	Grn	1,129	25.6	+ 8.7
Imogen L. Bath	Con	913	20.7	- 7.0
*John Locker	Con	845	19.2	- 8.3
Alex Mason	Con	799	18.1	- 6.8
Stephen E. Helms	Ref	446	10.1	
John A.I.J. Kincaid	Ref	404	9.2	
Natalie K. Wheen	Ref	395	9.0	
Stephanie K. Seidman	LD	363	8.2	- 2.5
Mark G. Bennett	LD	357	8.1	
David Kelleher	LD	270	6.1	
8.15% swing Lab to Grn	Maj	798	18.1 ●	
		579	13.1 ●	
		288	6.5 ●	

South Balham

2026 electorate %turnout		7,688	52.8	
Toby Hopkins	**Lab**	**1,634**	**40.9**	**- 9.3**
Elizabeth S. Simos	**Lab**	**1,617**	**40.4**	**- 0.8**
Robert D. Hughes	Con	1,285	32.1	- 6.6
Luke Mathers	Con	1,249	31.2	- 3.3
Nina Kratky	Grn	741	18.5	+ 6.3
Roy Vickery	Grn	647	16.2	
John Pindar	LD	256	6.4	+ 0.2
Julian R. Ware	LD	205	5.1	+ 0.4
Venessa B. Holtham	Ref	188	4.7	
Charlie Robinson	Ref	176	4.4	
0.05% swing Lab to Con	Maj	349	8.8 ●	
		332	8.3 ●	

Southfields

2026 electorate %turnout		8,836	58.5	
***Guy D.R. Humphries**	**Con**	**1,933**	**38.0**	**- 6.8**
***Emmeline E. Owens**	**Con**	**1,763**	**34.7**	**- 7.9**
Sue Wixley	LD	1,435	28.2	+19.1
Fergus Foord	LD	1,372	27.0	+20.7
Megs Jacobs	Lab	1,096	21.5	- 19.7
Peter J.G. Watts	Lab	931	18.3	- 20.6
Ruby Hawkes	Grn	628	12.3	+ 3.0
Kester J. Leek	Grn	567	11.1	+ 3.3
Cliva A. Sexton	Ref	237	4.7	
Iliyan Mladenov	Ref	211	4.1	
13.6% swing Con to LD	Maj	498	9.8 ●	
		328	7.7 ●	

Thamesfield

2026 electorate %turnout		12,364	53.3	
***Ethan K.F. Brooks**	**Con**	**2,349**	**36.1**	**- 7.8**
Robert Morritt	**Con**	**2,185**	**33.6**	**- 9.0**
Salvatore Murtas	**Con**	**2,083**	**32.0**	**- 10.4**
Josh Hughes	LD	2,033	31.3	+17.1
James O.A. Jones	LD	1,919	29.5	+15.5
James R.U. Wilson	LD	1,890	29.1	+15.7
*Jessica Lee	Lab	1,260	19.4	- 14.5
Anthony Ashurst	Lab	1,202	18.5	- 15.3
Frederick O. Emojevbe	Lab	1,099	16.9	- 16.9
Nicola Elliott	Grn	906	13.9	+ 3.2
Kate Robinson	Grn	826	12.7	+ 2.6
Fraser Pitt	Grn	697	10.7	+ 3.5
Adam Davison	Ref	354	5.4	
Tim Harrison	Ref	351	5.4	
Bruno Alves Carreiro	Ref	345	5.3	
12.6% swing Con to LD	Maj	316	4.8 ●	
		152	2.3 ●	
		50	0.7 ●	

Tooting Bec

2026 electorate %turnout		12,296	46.1	
***Sheila M. Boswell**	**Lab**	**2,495**	**45.2**	**- 15.9**
***Annamarie Critchard**	**Lab**	**2,342**	**42.5**	**- 18.0**
***Paul J. White**	**Lab**	**2,015**	**36.5**	**- 13.5**
Yannina J. Captain	Grn	1,773	32.1	+16.9
Lisa Laudat	Grn	1,549	28.1	+16.3
Shahir Khan	Grn	1,548	28.1	
Kyle W. Evans	Con	979	17.7	- 5.8
Sam B. Merullo	Con	869	15.8	- 7.5
Tolga Inanc	Con	810	14.7	- 8.1
Arminel P. Fennelly	LD	405	7.3	- 1.4
Mark Derbyshire	Ref	399	7.2	
Giles Rowe	Ref	378	6.9	
Stephen G. Skipper	Ref	341	6.2	
Imran Hussain	LD	282	5.1	- 0.8
Pek-San Tan	LD	255	4.6	+ 0.5
Sofia Pandolfi Da Silveira	TUSC	36	0.6	
15.75% swing Lab to Grn	Maj	722	13.1 ●	
		569	10.4 ●	
		242	4.4 ●	

Tooting Broadway

2026 electorate %turnout		11,876	44.6	
***Kemi Akinola**	**Lab**	**2,385**	**46.4**	**- 17.4**
***Sean D. Lawless**	**Lab**	**2,121**	**41.2**	**- 22.4**
***Rex Osborn**	**Lab**	**1,956**	**38.0**	**- 15.9**
Michael Bankole	Grn	1,905	37.0	+21.6
Rachael Delahunty	Grn	1,860	36.2	
Cameron Joshi	Grn	1,608	31.3	
Gareth R. Wallace	Con	613	11.9	- 7.6
Dominic P. Lowe	Con	607	11.8	- 5.9
William P.D. Mumby	Con	557	10.8	- 6.6
Stewart Foster	Ref	332	6.5	
Stef Dearden	Ref	329	6.4	
Claire Kennedy	Ref	327	6.4	
Philip Cartwright	LD	315	6.1	- 0.3
Belinda L.S. Keheyan	LD	217	4.2	- 2.1
Haren Thillainathan	LD	185	3.6	- 0.9
Kim Hendry	TUSC	37	0.7	
18.8% swing Lab to Grn	Maj	480	9.4 ●	
		216	4.2 ●	
		51	1.0 ●	

Trinity

GAIN 1

2026 electorate %turnout		8,366	53.7	
***Lizzy Dobres**	**Lab**	**1,842**	**41.6**	**- 5.4**
Kirsten Botting	**Con**	**1,647**	**37.2**	**- 0.9**
*Jack A. Mayorcas	Lab	1,583	35.7	- 5.7
Otto Jacobsson	Con	1,518	34.3	- 3.6
Georgia Rayner	Grn	759	17.1	+ 7.9
Jed Simister	Grn	508	11.5	
Dylan C.P. Henderson	LD	250	5.6	- 3.2
Caroline Ogden	LD	221	5.0	- 3.4
Veronica De Homersley	Ref	199	4.5	
Mark A. Elliott	Ref	198	4.5	
Mary Ingham	Ind	56	1.3	
Adam K. Powell-Davies	TUSC	11	0.2	
1.6% swing Lab to Con	Maj	324	7.3 ●	
		64	1.5 ●	

Wandle

GAIN 1

2026 electorate %turnout		7,766	50.5	
***Denise S. Paul**	**Lab**	**1,453**	**37.3**	**- 11.2**
Chris Baron	**Con**	**1,432**	**36.7**	**- 3.6**
*Sarmila Varatharaj	Lab	1,310	33.6	- 12.6
Will Olmi	Con	1,307	33.5	- 6.2
Glyn K. Goodwin	Grn	696	17.9	+ 9.3
Sylvian Magne	Grn	541	13.9	+ 9.1
John S. Caldecott	Ref	232	6.0	
Pierr R.C. Ezard	LD	203	5.2	- 0.8
Susan Shocket	LD	189	4.8	- 1.2
Wil Lindalo	Ref	183	4.7	
Andrew Macmillan	WIG	126	3.2	
3.5% swing Lab to Con	Maj	146	3.8 ●	
		122	3.1 ●	

Wandsworth Common

2026 electorate %turnout		12,002	49.8	
***Angela Graham**	**Con**	**2,655**	**45.6**	**- 7.4**
***Peter Graham**	**Con**	**2,426**	**41.7**	**- 8.6**
Tom Mytton	**Con**	**2,313**	**39.8**	**- 8.3**
Melanie T. McLean	Lab	1,644	28.3	- 6.4
James A. Foster	Lab	1,609	27.7	- 5.0
Ellie Pyemont	Lab	1,581	27.2	- 3.8
Eliza Broadbent	Grn	1,141	19.6	+ 5.1
Suzanne Ellis	Grn	937	16.1	+ 5.4
Maximilian Ellis	Grn	833	14.3	+ 4.4
Eileen R. Arms	LD	477	8.2	+ 1.9
Amanda Clarke	Ref	469	8.1	
Paul A.S. Dyke	Ref	425	7.3	
Colin R. Stickney	Ref	350	6.0	
Gareth Morgan-Jones	LD	300	5.2	- 0.2
David P. Lane	LD	296	5.1	+ 1.7
1.5% swing Con to Lab	Maj	933	18.3	
		794	15.6	
		682	13.4	

West Hill

2026 electorate %turnout		11,428	51.9	
***Malcolm C. Grimston**	**Ind**	**4,081**	**49.0**	**+ 1.7**
***Angela M. Ireland**	**Lab**	**1,679**	**20.2**	**- 8.2**
***Daniel Ghossain**	**Con**	**1,314**	**15.8**	**- 5.0**
Sam Manley	Lab	1,265	15.2	- 4.7
Charlie Drakesmith	Con	1,238	14.9	+ 0.9
Sian S. Wright	Grn	1,140	13.7	+ 5.5
Jason Whiffin	Grn	1,033	12.4	
Harry Roth	Lab	898	10.8	- 8.8
Madeline Woolf	Con	835	10.0	- 4.0
Eleanor M. Doody	LD	484	5.8	+ 1.9
Emily Evans	Ref	434	5.2	
A.J. Durrant	Ref	389	4.7	
Daniel Blaszczyk	Ref	386	4.6	
Patrick W. Gilbert	LD	292	3.5	- 0.3
Duncan J.A. Lyons	LD	266	3.3	+ 1.0
4.45% swing Lab to Ind	Maj	2,816	33.8	
		441	5.3	
		49	0.6	

Wandsworth Town

2026 electorate %turnout		13,151	48.1	
Michelle S. Cook	**Lab**	**2,455**	**39.8**	**- 6.4**
***Sarah Davies**	**Lab**	**2,374**	**38.5**	**- 4.2**
Noel Dube	**Con**	**2,194**	**35.6**	**- 4.7**
Caroline A. Elsom	Con	2,178	35.3	- 4.6
Shirin C. Georgiani	Lab	2,095	33.9	- 5.9
John Pain	Con	2,058	33.3	- 6.1
James G. Couper	Grn	1,013	16.4	+ 6.2
Sacha Ismail	Grn	917	14.9	+ 6.0
Jane Thomson	Grn	862	14.0	+ 5.1
Susanna Dammann	LD	522	8.5	+ 0.7
Stephen M. Lord	Ref	423	6.9	
David Lawrence	Ref	412	6.7	
Eugenia Georgieva	Ref	405	6.6	
Josh Sherer	LD	341	5.5	- 2.3
Dion Tanteles	LD	264	4.3	
1.5% swing Lab to Con	Maj	277	4.5	
		196	3.2	
		16	0.3	

West Putney

GAIN 2

2026 electorate %turnout		12,022	51.7	
***Nick Austin**	**Con**	**2,745**	**43.9**	**+ 1.1**
Melanie C.A. Hampton	**Con**	**2,397**	**38.3**	**- 4.2**
Shakeel Ahmad	**Con**	**2,351**	**37.6**	**- 3.1**
Ed Tomlinson	Lab	1,699	27.1	- 18.1
Noreen Khan	Lab	1,671	26.7	- 17.9
Umer H. Ghuman	Lab	1,506	24.1	- 13.7
Sarah A. Thomas	Grn	971	15.5	+ 6.7
Christopher E. Poole	Grn	903	14.4	+ 6.4
Joanna L. Chidgey	LD	812	13.0	+ 4.3
Robin G. Haddon	Ref	629	10.0	
Gloria Martin	Ref	571	9.1	
Timothy D.H. Thomas	LD	555	8.9	+ 3.1
Mark T. Lejman	LD	542	8.7	
Saida Daudova	Ref	490	7.8	
7.1% swing Lab to Con	Maj	1,046	16.8	
		698	11.2	
		652	10.5	

Summary of election results

	Year	Elec	%Poll	Con	Lab	LD	Green	Ref	Other
Balham	2026	12,587	52.5	38.9	36.8	5.5	14.5	4.3	
	2022	12,462	42.2	43.2	39.1	6.8	10.9		
Battersea Park	2026	12,502	40.4	32.2	34.1	5.6	18.6	9.6	
	2022	12,826	32.6	31.3	44.4	7.4	14.4		2.5
East Putney	2026	12,288	52.9	35.6	33.5	8.0	15.2	7.6	
	2022	12,297	41.3	41.8	37.7	9.6	11.1		
Falconbrook	2026	7,365	37.6	15.2	44.4	5.2	22.8	10.0	2.4
	2022	7,696	30.5	25.2	69.6				5.2
Furzedown	2026	12,258	48.2	13.4	47.3	5.1	26.4	6.7	1.1
	2022	12,112	38.9	18.3	58.5	5.1	18.1		
Lavender	2026	8,680	45.9	44.5	26.7	7.3	16.5	4.9	
	2022	8,610	38.0	42.2	36.6	8.2	13.0		
Nine Elms	2026	4,567	35.7	40.7	21.1	8.0	20.9	9.3	
	2022	2,847	31.1	39.6	29.7	26.3	4.4		
Northcote	2026	8,914	56.6	51.7	18.8	13.5	11.6	4.4	
	2022	8,695	48.4	46.5	26.1	11.5	15.9		8.9
Roehampton	2026	11,303	42.2	20.5	37.5	7.5	18.2	13.8	2.4
	2022	11,133	33.6	31.2	49.0	8.6	8.6		10.5
St Mary's	2026	11,269	45.3	35.3	32.6	5.6	17.0	8.4	1.1
	2022	10,327	39.5	39.1	42.4	8.1	10.5		
Shaftesbury and Queenstown	2026	10,791	37.2	19.3	38.2	7.5	25.6	9.4	
	2022	10,917	31.4	26.6	45.8	10.7	16.9		
South Balham	2026	7,688	52.8	31.7	40.7	5.7	17.4	4.5	
	2022	7,633	46.4	36.6	45.7	5.5	12.2		
Southfields	2026	8,836	58.5	36.4	19.9	27.6	11.7	4.4	
	2022	8,863	47.4	43.7	40.1	7.7	8.5		
Thamesfield	2026	12,364	53.3	33.9	18.3	30.0	12.4	5.4	
	2022	11,979	44.5	43.0	33.8	13.9	9.3		
Tooting Bec	2026	12,296	46.1	16.1	41.4	5.7	29.4	6.8	0.6
	2022	12,146	37.0	23.2	57.0	6.2	13.5		
Tooting Broadway	2026	11,876	44.6	17.2	41.9	4.6	34.8	6.4	0.7
By-election	2024	11,682	24.1	19.3	67.3	4.0	9.3		
By-election	2022	11,943	19.3	21.4	62.2	4.1	12.4		
	2022	11,923	34.3	18.2	60.4	5.7	15.7		
Trinity	2026	8,366	53.7	35.7	38.7	5.3	14.3	4.5	1.5
	2022	8,198	52.3	38.0	44.2	8.6	9.2		
Wandle	2026	7,766	50.5	35.1	35.4	5.0	15.9	5.4	3.2
	2022	7,546	47.5	40.0	47.4	6.0	6.7		
Wandsworth Common	2026	12,002	49.8	42.4	27.7	6.2	16.7	7.1	
	2022	11,250	46.7	50.5	32.8	5.0	11.7		
Wandsworth Town	2026	13,151	48.1	34.7	37.4	6.1	15.1	6.7	
	2022	13,010	44.8	39.9	42.9	7.8	9.5		
West Hill	2026	11,428	51.9	13.6	15.4	4.2	13.1	4.8	49.0
	2022	11,408	48.9	18.5	22.6	3.5	8.2		47.3
West Putney	2026	12,022	51.7	39.9	26.0	10.2	15.0	9.0	
By-election	2024	12,174	51.8	45.3	37.5	7.0	10.1		
	2022	12,025	48.0	42.0	42.3	7.3	8.4		

Councillors and wards

1.	Zarah Wiles	St Mary's	15	0.3
2.	Noah Dube	Wandsworth Town	16	0.3
3.	Daniel Ghossain	West Hill	49	0.6
4.	Salvatore Murtas	Thamesfield	50	0.7
5.	Rex Osborn	Tooting Broadway	51	1.0
6.	Jonathan Iliff	Balham	94	1.4
7.	Kirsten Botting	Trinity	64	1.5
8.	Tony Belton	Battersea Park	79	1.6
9.	Jasmin Glynne	East Putney	111	1.8
10.	Jo Rigby	Balham	121	1.8
11.	Rob Morritt	Thamesfield	152	2.3
12.	Caroline De La Soujeole	St Mary's	143	2.9
13.	Ravi Govindia	East Putney	181	2.9
14.	Claire Davies	Battersea Park	145	3.0
15.	Chris Baron	Wandle	122	3.1
16.	Sarah Davies	Wandsworth Town	196	3.2
17.	Charlie Fisher	St Mary's	161	3.3
18.	Victoria Asante	Battersea Park	165	3.4
19.	George Crivelli	East Putney	223	3.5
20.	Denise Paul	Wandle	146	3.8
21.	Sean Lawless	Tooting Broadway	216	4.2
22.	Paul White	Tooting Bec	242	4.4
23.	Michelle Cook	Wandsworth Town	277	4.5
24.	Lynsey Hedges	Balham	314	4.8
25.	Ethan Brooks	Thamesfield	316	4.8
26.	Angela Ireland	West Hill	441	5.3
27.	Lizzy Dobres	Trinity	324	7.3
28.	Emmeline Owens	Southfields	328	7.7
29.	Elizabeth Simos	South Balham	332	8.3
30.	Toby Hopkins	South Balham	349	8.8
31.	Kemi Akinola	Tooting Bec	480	9.4
32.	Guy Humphries	Southfields	498	9.8
33.	Annamarie Critchard	Tooting Bec	569	10.4
34.	Shakeel Ahmad	West Putney	652	10.5
35.	Melanie Hampton	West Putney	698	11.2
36.	Stephen Worrall	Shaftesbury & Qtn	473	12.0
37.	Will Sweet	Nine Elms	195	12.3
38.	Sheila Boswell	Tooting Bec	722	13.1
39.	Tom Mytton	Wandsworth Cmn	682	13.4
40.	Matthew Tiller	Roehampton	704	14.5
41.	Samantha Lewis	Furzedown	839	14.5
42.	Tom Pridham	Lavender	583	14.9
43.	Dan Hamilton	Lavender	610	15.6
44.	Peter Graham	Wandsworth Cmn	794	15.6
45.	Jenny Yates	Roehampton	774	15.9
46.	Kate Stock	Falconbrook	441	16.4
47.	Graeme Henderson	Roehampton	817	16.8
48.	Nick Austin	West Putney	1,086	16.8
49.	Angela Graham	Wandsworth Cmn	933	18.3
50.	Matthew Corner	Nine Elms	310	19.6
51.	Aydin Dikerdem	Shaftesbury & Qtn	789	20.0
52.	Simon Hogg	Falconbrook	565	21.0
53.	Judi Gasser	Furzedown	1,115	21.1
54.	Sara Apps	Shaftesbury & Qtn	876	22.2
55.	Leonie Cooper	Furzedown	1,377	23.8
56.	James Craig	Northcote	1,545	31.1
57.	Aled Richards-Jones	Northcote	1,577	31.8
58.	Malcolm Grimston	West Hill	2,816	33.8

Labour 28 seats, Independent: 1 seat

West Hill	1 Ind	2,816	33.8
Furzedown*	3 Lab	1,100	19.8
Falconbrook*	2 Lab	503	18.7
Shaftesbury and Queenstown*	3 Lab	713	18.1
Roehampton	3 Lab	765	15.7
Tooting Bec*	3 Lab	511	9.6
South Balham	2 Lab	341	8.6
Trinity	1 Lab	324	7.3
West Hill	1 Lab	441	5.3
Tooting Broadway*	3 Lab	249	4.9
Wandsworth Town	2 Lab	237	3.9
Wandle	1 Lab	146	3.8
Battersea Park	2 Lab	122	2.5
Balham	1 Lab	121	1.8
East Putney	1 Lab	111	1.8

No overall control

Wandsworth Town	1 Con	16	0.3
West Hill	1 Con	49	0.6
Trinity	1 Con	64	1.5
St Mary's	3 Con	106	2.2
Thamesfield #	3 Con	173	2.6
Battersea Park	1 Con	145	3.0
Wandle	1 Con	122	3.1
Balham	2 Con	204	3.1
East Putney	2 Con	207	3.2
Southfields #	2 Con	413	8.8
West Putney	3 Con	799	12.8
Lavender	2 Con	597	15.3
Wandsworth Common	3 Con	803	15.8
Nine Elms	2 Con	253	16.0
Northcote	2 Con	1,561	31.5

Conservatives: 29 seats

* Green Party second # Lib Dems second

Incoming and outgoing councillors

Councillors newly elected (19)

- Victoria Asante (Battersea Park)
- Shakeel Ahmad (West Putney)
- Nick Austin (West Putney, elected in a 2025 by-election)
- Chris Baron (Wandle)
- Kirsten Botting (Trinity)
- Michelle Cook (Wandsworth Town)
- James Craig (Northcote)
- Claire Davies (Battersea Park)
- Noel Dube (Wandsworth Town)
- Charlie Fisher (St Mary's)
- Jasmin Glynne (East Putney)
- Toby Hopkins (South Balham)
- Sean Lawless (Tooting Broadway, elected in 2025 by-election)
- Samantha Lewis (Furzedown)
- Jonathan Iliff (Balham)
- Salvatore Murtas (Thamesfield)
- Tom Mytton (Wandsworth Common)
- Elizabeth Simos (South Balham)
- Zarah Wiles (St Mary's)

Councillors returning after an absence (3)

- Melanie Hampton (West Putney)
- Rob Morritt (Thamesfield)
- Rex Osborn (Tooting Broadway, elected in a 2022 by-election)

Councillors standing down (13)

- Jeremy Ambache (West Putney)
- Juliana Annan (Battersea Park)
- Finna Ayres (East Putney)
- Rosemary Birchall (Wandsworth Common)
- Kim Caddy (Southfields)
- Jamie Colclough (St Mary's)
- Jonathan Cook (Lavender)
- Katrina Ffrench (Furzedown)
- James Jeffreys (Thamesfield)
- John Locker (Thamesfield)
- Norman Marshall (South Balham)
- Maurice McLeod (Battersea Park)
- Steffi Sutters (West Putney)

Councillors who departed during the term (3)

- Andy Gibbons (deceased), Tooting Broadway
- Claire Gilbert (resigned), West Putney
- Kate Forbes (resigned), Tooting Broadway

Councillors defeated (7)

- Clare Fraser (South Balham, standing in Northcote)
- Mark Justin (Ref, elected as Nine Elms)
- Sana Jafri (Wandsworth Town, standing in St Mary's)
- Jessica Lee (St Mary's, standing in Thamesfield)
- Jack Mayorcas (Trinity)
- Sarmila Varatharaj (Wandle)

Trinity

Thursday 20 August 2026

Caused by the resignation of Cllr Lizzy Dobres, Lab

No change

electorate %turnout		8,319	39.6	- 14.1
Shirin C. Georgiani	**Lab**	**1,558**	**47.5**	**+ 8.8**
Otto Jacobsson	Con	1,431	43.6	+ 7.9
Sylvain Magne	Grn	168	5.1	- 9.2
Dylan C.P. Henderson	LD	75	2.3	- 3.0
Joshua Stanton	Ref	51	1.6	- 2.9
0.45% swing Con to Lab	Maj	127	3.9	

Rollcall of councillors - Balham ward

2026
- Jonathan Iliff
- Lynsey Hedges
- Jo Rigby

2022
- Daniel Hamilton
- Lynsey Hedges
- Jo Rigby

2018
- Paul Ellis
- Clare Salier
- Lucy Mowatt

2014
- Paul Ellis
- Clare Salier
- Caroline Usher

2010
- Paul Ellis
- Russell King
- Caroline Usher

2006
- Elizabeth Forbes
- Russell King
- Caroline Usher

2002
- Lola Ayonrinde
- Richard Longmore
- Charles Walker

1999B
- Richard Longmore

1998
- Lola Ayonrinde
- Guy Hurley
- Andrew White

1994
- Lola Ayonrinde
- William Donald-Adkin
- Charles McFall

1990
- William Donald-Adkin
- Jeanette Gaffney
- Nicholas Lyde

1986
- Peter Ainsworth
- Jeanette Gaffney
- David Goddard

1982
- Jeanette Gaffney
- David Goddard
- Frederick Rosier

1978
- Michael Chartres
- Sonya Driver
- Charles Shepherd

1974
- William Burrow
- Bill Johnston
- Michael Ward

1972B
- Susan Bovey

1971
- William Burrow
- Florence Price
- David Rattigan

1968
- Frank Bakewell
- Edwina Dixon
- Alfred Hayes

1964
- Frederick Dickson
- Edwina Dixon
- Leslie Rice

1962
- Frederick Dickson
- Leonard Dally
- Geoffrey Shrubsall

1959
- Leonard Dally
- Frederick Dickson
- Geoffrey Shrubsall

1956
- Leonard Dally
- Frederick Dickson
- Geoffrey Shrubsall

1953
- Leonard Dally
- Frederick Dickson
- Geoffrey Shrubsall

1949
- C. Annable
- F. Ellis
- Geoffrey Shrubsall

1945
- H. Bennett
- William Carnie
- J. Greystoke
- W. Hedley
- A. Manning
- A. Marks
- T. McMahon
- H. Parry
- G. Stanley

1937
- W. Barker
- Walter Charman
- C. Cutting
- H. Hayden
- E. Nutting
- F. Nutting
- H. Parsons
- G. Stanbury
- R. Wates

1934
- T. Ball
- Edwin Brookes
- Walter Charman
- C. Cutting
- H. Hayden
- W. Higgins
- H. Morgan
- F. Nutting
- H. Parsons

1931
- A. Allen
- T. Ball
- Edwin Brookes
- Walter Charman
- W. Higgins
- G. Hoare
- W. Kidman
- E. Lane
- H. Parsons

1928
- A. Allen
- T. Ball
- Edwin Brookes
- Walter Charman
- W. Farrar
- G. Hoare
- W. Kidman
- E. Lane
- H. Parsons

1925
- T. Ball
- E. Brooks
- A. Burridge
- W. Farrar
- J. Gowland
- G. Hoare
- E. Lane
- H. Parsons
- F. Piper

1922
- T. Ball
- A. Burridge
- W. Farrar
- W. French
- G. Hoare
- E. Lane
- H. Parsons
- F. Piper
- W. Towns

1919
- George Doland
- W. French
- M. Glanville
- H. Parsons
- R. Phillips
- F. Piper
- Henry Prince
- W. Towns
- H. West

1912
- George Doland
- J. Garrett
- M. Glanville
- J. Hallinan
- J. Nutting
- W. Penfold
- J. Pickering
- Henry Prince
- W. Towns

1909
- W. Bates
- J. Garrett
- J. Nutting
- R. Phillips
- H. Prince
- J. Roach
- J. Roberts
- J. Turnbull
- W. Towns

1906
- J. Garrett
- E. Hickman
- William Hunt
- J. Nutting
- W. Penfold
- R. Phillips
- J. Roberts
- C. Rogers
- J. Turnbull

1903
- P. Aldridge
- L. Evans
- William Hunt
- G. Middleton
- H. Nightingale
- W. Penfold
- R. Phillips
- J. Roberts
- A. Shaw

1900
- C. Ashdown
- W. Barwell
- W. Dickinson
- B. Hare
- William Hunt
- W. Penfold
- R. Phillips
- R. Sadler
- R. Simpson

Battersea Park ward: 2022-date

2026
- Victoria Assante
- Tony Belton
- Claire Davies

2022
- Juliana Annan
- Tony Belton
- Maurice McLeod

Bolingbroke ward: 1900-1965

1962
- William Dobinson
- Harbans Gulati
- J. Lane

1959
- J. Lane
- E. Matthews
- W. Whybrow

1956
- S. Cooper
- J. Lane
- D. Wall

1953
- R. Jukes
- P. Mitchell
- E. Park

1949
- A. Amey
- S. Cooper
- W. Simkin

1945
- A. Amey
- J. Farrant
- F. Kanngeisser
- T. Keech
- O. Leele
- William Wye
- C. Young

1937
- H. Barber
- R. Blundell
- S. Bramley
- H. Davis
- A. Higgins
- G. Lauriks
- E. Strange

1934
- H. Barber
- R. Blundell
- H. Davis
- A. Higgins
- E. Strange
- H. Vincent
- G. Weadriff

1931
- S. Clapham
- J. Morgan
- E. Strange
- H. Walden
- C. Warner
- G. Weadriff

1928
- S. Clapham
- T. Jones
- J. Morgan
- E. Strange
- C. Warner
- G. Weadriff

1925
- S. Clapham
- C. Cooper
- T. Jones
- J. Morgan
- E. Strange
- G. Weadriff

1922
- H. Allen
- S. Baker
- S. Clapham
- C. Cooper
- T. Jones
- E. Strange

1919
- W. Ashby
- W. Evans
- R. Johnson
- T. Jones
- C. May
- J. Taylor

1912
- H. Bigden
- R. Johnson
- G. Kettley
- C. May
- J. Taylor
- J. Taylor

1909
- H. Bigden
- R. Johnson
- G. Kettley
- C. May
- R. Rowe
- J. Taylor

1906
- H. Bell
- H. Bigden
- A. Keens
- G. Kettley
- G. Rees
- J. Taylor

1903
- H. Bigden
- A. Bussell
- S. Hale
- P. Haythornthwaite
- J. Lower
- W. Manser

1900
- H. Arding
- H. Bigden
- A. Bussell
- S. Hale
- P. Haythornthwaite
- A. Sullivan

Broomwood ward: 1900-1965

1962
- Alan Buss
- K. Hacker
- Basil Weekley

1959
- H. Ashby
- K. Baker
- L. Shackel

1956
- K. Baker
- H. Ashby
- R. Bottomley

1953
- K. Baker
- H. Ashby
- M. Shrimpton

1949
- K. Dennis
- P. Howard
- L. Inkster

1945
- F. Abbott
- F. Abbott
- K. Baker
- H. Bowler
- Harbans Gulati
- J. Morgan
- C. Cooper
- J. Freeman

1937
- F. Abbott
- K. Baker
- C. Cooper
- F. Glanvill
- Harbans Gulati
- F. Lamb
- J. Morgan
- N. Parker

1934
- F. Abbott
- K. Baker
- W. Bevis
- Harbans Gulati
- F. Lamb
- J. Morgan
- N. Parker
- F. Steed

1931
- F. Abbott
- K. Baker
- C. Cooper
- F. Dunmore
- G. Eaton
- H. White

1928
- F. Abbott
- K. Baker
- C. Cooper
- F. Dunmore
- G. Eaton
- H. White

1925
- F. Abbott
- F. Dunmore
- G. Eaton
- G. Lawther
- Arthur Runeckles
- H. White

1922
- F. Abbott
- F. Dunmore
- G. Eaton
- G. Lawther
- Arthur Runeckles
- H. White

1919
- F. Abbott
- F. Dunmore
- G. Eaton
- P. Haythornthwaite
- W. Moore
- H. White

1912
- F. Abbott
- W. Carter
- G. Eaton
- W. Manser
- R. Moffrey
- W. Moore

1909
- F. Abbott
- G. Deane
- W. Manser
- R. Moffrey
- W. Moore
- W. Raymond

1906
- P. Haythornthwaite
- W. Moore
- W. Penna
- J. Ranson
- W. Raymond
- H. Smith

1903
- W. Hammond
- J. Ranson
- W. Raymond
- J. Richards
- T. Sheppard
- H. Smith

1900
- J. Cameron
- W. Fawcett
- W. Raymond
- T. Sheppard
- H. Smith
- J. Watts

Church ward: 1900-1965

1962
- John Golding
- William Malins
- Fred Shaw
- C. Waller

1959
- James Golding
- Walter Malins
- Fred Shaw
- Charles Waller

1956
- James Golding
- Walter Malins
- Fred Shaw
- Charles Waller

1953
- E. Fussey
- James Golding
- A. Knott
- George Meecham

1949
- George Meecham
- A.Knott
- N. Roberts
- E. Fussey

1945
- Ellen Coles
- E. Fussey
- T. Hines
- A. Knott
- George Meecham
- N. Roberts

1937
- C. Barrington
- Ellen Coles
- J. Cook
- T. Hines
- C. King
- George Meecham

1934
- C. Barrington
- Ellen Coles
- J. Cook
- T. Hines
- C. King
- George Meecham

1931
- H. Bangay
- C. Barrington
- D. Jenkins
- A. Mossman
- S. Sanderson
- C. Wain

1928
- C. Barrington
- Ellen Coles
- C. King
- George Meecham
- W. O'Neill
- E. Reed

1925
- C. Barrington
- J. Bruce
- Ellen Coles
- C. King
- W. O'Neill
- T. Varran

1922
- James Brown
- J. Bruce
- A. Clist
- E. Cole
- W. O'Neill
- T. Varran

1919
- James Brown
- J. Bruce
- A. Clist
- G. Davis
- Caroline Ganley
- T. Varran

1912
- C. Barrington
- J. Bruce
- A. Clist
- J. Jeffery
- H. Thomas
- T. White

1909
- S. Baker
- J. Dwyer
- J. Ehrhardt
- J. Eyre
- H. Mills
- F. Winchester

1906
- S. Baker
- J. Chown
- A. Clist
- J. Dibdin
- A. Emery
- J. Jeffery

1903
- A. Chown
- A. Clist
- A. Emery
- W. Greaney
- F. Wall
- A. West

1900
- J. Cassidy
- J. Chown
- A. Clist
- A. Emery
- H. Gedge
- J. Livesey

East Putney ward: 1978-date

2026
- George Crivelli
- Jasmin Glynne
- Ravi Govindia

2022
- Finna Ayres
- George Crivelli
- Ravi Govindia

2018
- Sarah Binder
- George Crivelli
- Ravi Govindia

2014
- George Crivelli
- Ravi Govindia
- Leslie McDonnell

2010
- Ravi Govindia
- Leslie McDonnell
- Rob Morritt

2006
- Jeremy Larsson
- Leslie McDonnell
- Brian Prichard

2002
- Leslie McDonnell
- Brian Prichard
- Diana Whittingham

1998
- Leslie McDonnell
- Brian Prichard
- Diana Whittingham

1994
- Margaret Calcott-James
- Brian Prichard
- Diana Whittingham

1990
- Margaret Calcott-James
- Brian Prichard
- Diana Whittingham

1986
- Margaret Calcott-James
- Brian Prichard
- Diana Whittingham

1983B
- Duncan Hawkins

1982
- Christopher Chope
- James Fairrie
- Christopher Flind

1978
- Karina Arden
- Christopher Chope
- Christopher Flind

Fairfield ward: 1900-2022

2018
- Piers McCausland
- Rory O'Broin
- Will Sweet

2014
- Piers McCausland
- Will Sweet
- Stuart Thom

2010
- Vanessa Graham
- Piers McCausland
- Stuart Thom

2006
- Vanessa Graham
- Piers McCausland
- Stuart Thom

2002
- Vanessa Graham
- Piers McCausland
- Tessa Strickland

1998
- Vanessa Graham
- Tessa Strickland

1994
- Vanessa Graham
- Thomas Morony

1990
- Vanessa Graham
- Sarah Du Cann

1986
- John Miller
- Trevor Watling

1984B
- John Miller

1982
- Sean Creighton
- Julian Proudman

1978
- Julian Proudman
- Dorothy Smith

1974
- Chris Purnell
- Dorothy Smith
- Susan Ward

1971
- Peter Ackhurst
- Maria Marshall
- Dorothy Smith

1968
- Mary Pruszak
- Richard Short
- Reuben Tachon

1965B
- Dorothy Smith

1964
- Robert Joy
- Alfred Loughton
- Frank Reeves

1962
- Robert Joy
- Alfred Loughton
- Dorothy Smith

1959
- J. James
- Alfred Loughton
- Maria Marshall

1956
- Alfred Loughton
- Maria Marshall
- F. Watson

1953
- J. James
- Alfred Loughton
- Maria E. Marshall

1949
- A. Alexander
- J. James
- Alfred Loughton

1945
- H. Alexander
- S. Hursey
- J. James
- G. Rowe
- C. Shepherd

1937
- H. Alexander
- G. Betts
- L. Hollis
- W. Leaver
- George Rowe

1934
- H. Alexander
- G. Betts
- G. Halfacre
- C. Haslett
- T. Plumridge

1931
- G. Halfacre
- G. Haslett
- E. Martin
- T. Plumridge
- M. Riches

1928
- C. Croft
- G. Halfacre
- E. Martin
- M. Riches
- G. Sutton

1925
- F. Eaton
- J. Heard
- A. Jehu
- M. Riches
- G. Sutton

1922
- F. Eaton
- G. Evershed
- J. Heard
- A. Jehu
- M. Riches
- G. Sutton

1919
- E. Dixon
- F. Eaton
- G. Evershed
- J. Heard
- F. Marmoy
- M. Riches

1912
- E. Couzens
- F. Eaton
- G. Evershed
- F. Marmoy
- Joseph Plumridge
- M. Robinson

1909
- E. Couzens
- F. Eaton
- G. Evershed
- E. Golds
- Joseph Plumridge
- D. Shillington

1906
- E. Couzens
- F. Eaton
- E. Fletcher
- M. Robinson
- D. Shillington
- J. Taylor

1903
- A. Gridley
- A. Littlechild
- J. Luscombe
- J. Mulliner
- M. Robinson
- H. Spink

1900
- A. Forward
- H. Jones
- A. Littlechild
- J. Luscombe
- J. Maltby
- M. Robinson

Falconbrook ward: 2022-date

2026
- Simon Hogg
- Kate Stock

2022
- Simon Hogg
- Kate Stock

Furzedown ward 1949-date

2026
- Leonie Cooper
- Judy Gasser
- Sam Lewis

2022
- Leonie Cooper
- Katrina Ffrench
- Judy Gasser

2019B
- Graham Loveland

2018
- Leonie Cooper
- Judy Gasser
- Candida Jones

2014
- Leonie Cooper
- Candida Jones
- Mark Thomas

2010
- Leonie Cooper
- John Farebrother
- Mark Thomas

2006
- Clare Clay
- John Farebrother
- Judy Gasser

2002
- Colin Dawe
- John Farebrother
- Andrew Halford

1998
- Jane Briginshaw
- John Farebrother
- Ian Hart

1994
- John Gallagher
- Evelyn McDermott
- Ian Hart

1990
- Alf Jessiman
- Margaret Mervis
- Margrit Wood

1986
- John Gibbins
- Alf Jessiman
- Brian Prichard

1982B
- Huxley Hudson

1982
- Alf Jessiman
- Sidney Morris
- Brian Prichard

1978
- James Dixon
- Alf Jessiman
- Brian Prichard

1976B
- Brian Prichard

1974
- Stephen Cogill
- James Dixon
- Frank Sims

1971
- Penny Corfield
- James Dixon
- Frank Sims

1968
- David Coote
- Joseph Coupland
- Helen Paxton

1964
- James Dixon
- Frank Sims
- E. Taver

1962
- James Dixon
- Frank Sims
- E. Taver

1959
- C. Gibbons
- P. Hendrie
- Frank Sims

1956
- P. Gibson
- P. Hendrie
- Frank Sims

1953
- W. Cripps
- L. Frost
- R. Toogood

1949
- W. Cubitt
- C. Morris
- G. Norris

Graveney ward: 1949-22

2018
- Kemi Akinola
- Kate Forbes
- Andy Gibbons

2014
- Andy Gibbons
- Alaina McDonald
- Rex Osborn

2010
- Andy Gibbons
- Rex Osborn
- Billi Randall

2006
- Andy Gibbons
- Rex Osborn
- Billi Randall

2002
- Andy Gibbons
- Del Hosain
- Pam Tatlow

1998
- Andy Gibbons
- Del Hosain
- Pam Tatlow

1994
- Duncan Braithwaite
- Andy Gibbons
- Catherine Prichard

1990
- Duncan Braithwaite
- Del Hosain
- Vendis King

1986
- Duncan Braithwaite
- Kathryn Pick
- Patrick Roche

1982
- Charlotte Atkins
- Duncan Braithwaite
- Judith Chegwidden

1978
- Tony Belton
- Judith Chegwidden
- Tracey Tilley

1976B
- Ken Solly

1974
- Christopher Helm
- Arthur Hill
- David Rattigan

1972B
- Christopher Helm

1971
- William Carnie
- Arthur Hill
- Max Madden

1968
- Peter Browning
- Matilda Newman
- Harold Turner

1964
- Arthur Hill
- Leonard James
- Sidney Wellbelove

1962
- Arthur Hill
- Keith Jackson
- Sidney Wellbelove

1959
- William Carnie
- G. Eckler
- Arthur Hill

1956
- B. Baker
- Arthur Hll
- Sidney Wellbelove

1953
- William Carnie
- W. Corbet
- G. Stanley

1949
- William Carnie
- W. Corbet
- G. Stanley

Latchmere ward: 1900-2022

2018
- Tony Belton
- Simon Hogg
- Kate Stock

2014
- Tony Belton
- Simon Hogg
- Wendy Speck

2010
- Tony Belton
- Simon Hogg
- Wendy Speck

2006
- Tony Belton
- Maurice Johnson
- Leonie Cooper

2002
- Tony Belton
- Maurice Johnston
- Bhavna Joshi

1998
- Tony Belton
- Samantha Heath
- Maurice Johnston

1994
- Tony Belton
- Samantha Heath
- Maurice Johnston

1990
- Tony Belton
- Maurice Johnston
- Tony Tuck

1986
- Mike Barley
- Tony Belton
- Christine Cox

1982
- Mike Barley
- Tony Belton
- Alan McGarvey

1981B
- Alan McGarvey

1978
- Ada Hoardley
- Maurice Lawson
- Fred Wells

1974
- Maurice Lawson
- Alex McLaughlin
- Fred Shaw

1971
- Bernard Dwyer
- Alex McLaughlin
- Fred Shaw

1968
- Lawrence Goodwin
- Alex McLaughlin
- Fred Shaw

1964
- John Dunning
- Lawrence Goodwin
- Brian Prichard

1962
- Ellen Coles
- E. Collyer
- B. Dwyer
- Douglas Prichard

1959
- Edgar Boys
- Ellen Coles
- T. Collyer
- Douglas Prichard

1956
- Edgar Boys
- Ellen Coles
- T. Collyer
- Douglas Prichard

1953
- Edgar Boys
- T. Collyer
- Frederick Humphrey
- Douglas Prichard

1949
- Edgar Boys
- Sidney Fussey
- Frederick Humphrey
- Douglas Prichard

1945
- Edgar Boys
- Sidney Fussey
- Frederick Humphrey
- J. Pocknee
- E. Stone
- D. Varran

1937
- F. Douglas
- Sidney Fussey
- Frederick Humphrey
- V. Hyde
- A. Inman
- E. Stone

1934
- F. Douglas
- Sidney Fussey
- Frederick Humphrey
- A. Inman
- Douglas Prichard
- Norman Prichard

1931
- E. Butcher
- H. Carpenter
- H. Dodwell
- F. Douglas
- G. Eaton
- J. Eaton

1928
- C. Mason
- A. Pecksen
- C. Powell
- Alfred Prichard
- Norman Prichard
- A. Rignall

1925
- T. Amphlett
- F. Cazalet
- E. Heaver
- C. Mason
- C. Phillips
- Alfred Prichard

1922
- F. Foreman
- W. Garnsey
- J. Herd
- C. Mason
- Alfred Prichard
- A. Samuels

1919
- W. Andrews
- John Archer
- W. Croucher
- W. Garnsey
- C. Mason
- Alfred Prichard

1912
- W. Andrews
- John Archer
- W. Ashcroft
- G. Cooper
- C. Mason
- A. Richardson

1909
- W. Ashcroft
- G. Cooper
- A. Johnson
- A. Sims
- J. Soloman
- S. Thomas

1906
- W. Andrews
- John Archer
- J. Brown
- L. Macrory
- W. Newman
- B. Price

1903
- T. Alton
- W. Andrews
- J. Brown
- C. Mason
- H. Newell
- B. Price

1900
- C. Brown
- C. Joiner
- W. Lethbridge
- C. Mason
- W. Matthews
- A. Mounce

Lavender ward, 2022-date and 1949-1964

2026
- Daniel Hamilton
- Tom Pridham

2022
- Jonathan Cook
- Tom Pridham

1962
- P. Arnould
- D. Griffiths
- J. Stewart

1959
- L. Bevis
- T. Davies
- D. Rayment

1956
- T. Davies
- E. Getting
- D. Rayment

1953
- D. Newman
- D. Rayment
- A. Ward

1949
- Barbara Hayr
- I. Samuel
- A. Ward

Newtown ward 1949-1964

1962
- Lawrence Goodwin
- Cyril Holliday
- G. Whitehead

1959
- C. Davis
- Lawrence Goodwin
- G. Whitehead

1956
- C. Davis
- Lawrence Goodwin
- G. Whitehead

1953
- C. Davis
- Lawrence Goodwin
- G. Whitehead

1949
- C. Davis
- Lawrence Goodwin
- Walter Malins

Northcote ward: 1964-date

2026
- James Craig
- Aled Richards-Jones

2022
- Emmeline Owens
- Aled Richards-Jones

2018
- Peter Dawson
- Louise Nathanson
- Aled Richards-Jones

2014
- Peter Dawson
- Jane Dodd
- Martin Johnson

2010
- Jenny Browne
- Peter Dawson
- Martin Johnson

2006
- Philip Beddows
- Peter Dawson
- Martin Johnson

2002
- Philip Beddows
- Martin Johnson
- Gordon Passmore

1998
- Clive Dixon
- Martin Johnson
- Gordon Passmore

1994
- Clive Dixon
- Martin Johnson
- Gordon Passmore

1990
- Andrew Grant
- Martin Johnson
- Gordon Passmore

1986
- Andrew Grant
- Martin Johnson
- Gordon Passmore

1982
- Andrew Grant
- Martin Johnson
- Gordon Passmore

1978
- Martin Johnson
- Robert Marshall
- Gordon Passmore

1974
- Fred Butcher
- Martin Johnson
- Gordon Passmore

1971
- Tony Belton
- Leslie Massey
- Joan Morgan

1968
- William Berwick
- Fred Butcher
- Maurice Heaster

1964
- Ernest Bond
- John Chantler
- Walter Fox

Nine Elms ward 1900-1962 and 2022-date

2022
- Matthew Corner
- Will Sweet

2022
- Matthew Corner
- Mark Justin

1962
- H. Halsey
- J. Halsey
- B. Johns

1959
- J. Halsey
- B. Johns
- T. Rose

1956
- J. Halsey
- B. Johns
- T. Rose

1953
- J. Halsey
- B. Johns
- T. Rose

1949
- J. Halsey
- B. Johns
- A. Smith

1945
- E. Coles
- H. Halsey
- B. Johns
- W. Maile
- H. Miles
- A. Millen
- J. Slessinger
- A. Smith
- Frederick Wingrove

1937
- S. Booth
- A. Burton
- E. Burton
- J. Graham
- J. Lane
- W. McIver
- H. Miles
- R. Moore
- C. Powell

1934
- S. Booth
- A. Burton
- J. Lane
- J. McDonnell
- W. McIver
- H. Miles
- R. Moore
- C. Powell
- Alfred Prichard

1931
- John Archer
- S. Booth
- E. Daly
- A. Gorringe
- W. Heath
- J. Hendrick
- M. Hendrick
- W. McIver
- R. Moore

1928
- E. Daly
- W. Geard
- W. Heath
- J. Hendrick
- W. Humphries
- W. McIver
- P. Molloy
- R. Moore
- T. Simmons

1925
- W. Andrews
- W. Geard
- J. Hendrick
- J. Herd
- W. Humphreys
- J. Keith
- W. McIver
- R. Moore
- T. Simmons

1922
- Caroline Ganley
- W. Geard
- J. Hendrick
- W. Humphreys
- J. Keith
- R. Moore
- A. Pecksen
- M. Prior
- T. Simmons

1919
- J. Hendrick
- T. McCulloch
- R. Moore
- J. O'Brien
- A. Pecksen
- M. Prior
- G. Saunders
- A. Simmons
- T. Simmons

1912
- Thomas Brogan
- J. Coltman
- J. Kenny
- J. Legg
- J. O'Brien
- A. Raynor
- A. Simmons
- T. Simmons
- C. Young

1909
- J. Allnutt
- T. Brogan
- P. Brolly
- J. Curle
- F. Dunmore
- J. French
- P. Haythornthwaite
- A. Keens
- H. Morgan

1906
- W. Adams
- J. Allnutt
- T. Brogan
- P. Brolly
- J. Hurley
- R. Lightfoot
- W. Rines
- J. Storkey
- E. Taylor

1903
- W. Adams
- R. Borgars
- P. Brolly
- A. Chapman
- A. Raynor
- W. Rines
- J. Storkey
- E. Taylor
- W. Thomas

1900
- J. Allnut
- R. Borgars
- P. Brolly
- A. Brown
- T. Burton
- A. Chapman
- J. Enright
- H. Holloway
- A. Raynor

Park ward: 1900-1965

1962
- Joan Carmichael
- Ernest Sendall
- Harry Sendall
- C. Walker

1959
- Joan Carmichael
- W. Jones
- Harry Sendall
- M. Thomas

1956
- E. Reynolds
- Harry Sendall
- M. Shrimpton
- J. Wedgewood

1953
- R. Fairer-Smith
- E. Reynolds
- Harry Sendall
- J. Wedgewood

1949
- W. Jones
- Harry Sendall
- F. Wainwright
- J. Wedgewood

1945
- C. Davis
- R. Dewar
- H. Harrison
- F. Mullings
- F. Thomas
- J. Wilkie

1937
- A. Amey
- H. Harrison
- H. Mills
- F. Mullings
- I. Thomas
- William Wye

1934
- J. Lane
- H. Mills
- F. Mullings
- I. Thomas
- A. Townsend
- William Wye

1931
- J. Campbell
- A. Clarke
- F. Fryer
- C. Godden
- A. Godfrey
- G. Osborne

1928
- J. Campbell
- H. Carpenter
- A. Clarke
- W. Collyns
- G. Jacob
- T. Wright

1925
- J. Abrahams
- G. Baker
- F. Crowe
- S. Johns
- J. McIntyre
- T. Wright

1922
- F. Benning
- A. Godfrey
- J. Haseldine
- S. Tarry
- C. Wilkinson
- T. Wright

1919
- J. Chesterman
- J. Hockley
- Ruxton Kiloh
- H. Mills
- J. MacDonnell
- W. Nichols

1912
- W. Ashby
- W. Bradford
- C. Early
- W. Hammond
- C. Owen
- J. Richards

1909
- H. Cornwell
- A. Cree
- C. Early
- W. Hammond
- J. Jeffery
- J. Richards

1906
- J. Cassidy
- H. Cornwell
- W. Davies
- J. Lane
- I. Newman
- G. Rogers

1903
- J. Cassidy
- W. Davies
- J. Lane
- I. Newman
- G. Rogers
- W. Watts

1900
- W. Davies
- W. Jelley
- J. Lane
- E. Marshall
- G. Rogers
- W. Watts

Parkside ward: 1978-2002

1998
- Elizabeth Howlett
- Jeremy Swan

1994
- Elizabeth Howlett
- Josephine Sedgwick

1990
- Elizabeth Howlett
- Josephine Sedgwick

1986
- Elizabeth Howlett
- Josephine Sedgwick

1982
- Arnold Cooper
- Josephine Sedgwick

1978
- Arnold Cooper
- Terry Walsh

Putney ward: 1900-1978

1976B
- Margaret Calcott-James

1974
- Michael Chartres
- Francis Snary
- Margaret Williams

1971
- Michael Chartres
- Francis Snary
- Margaret Williams

1968B
- George Peters
- Mark Wolfson

1968
- Gordon Passmore
- Clifford Symons
- Desmond Warren-Evans

1967B
- Clifford Symons

1964
- Eileen Hoare
- Gordon Passmore
- Desmond Warren-Evans

1962
- A. Brownjohn
- L. Buck
- T. Winstanley

1959
- J. Findlay
- Sheila Gardner
- E. Lawden

1956
- Sheila Gardner
- Olive Haines
- E. Lawden

1953
- W. Boniface
- Olive Haines
- Henry Lawden

1949
- W. Boniface
- Roy Edgley
- Olive Haines

1945
- W. Boniface
- E. Cox
- F. East
- Roy Edgley
- William Heath
- C. Malcolm
- W. Smith
- E. Tidmarsh

1937
- F. East
- Roy Edgley
- D. Greville
- William Heath
- W. Knowlden
- W. Langly-Smith
- C. Malcolm
- W. Smith

1934
- Arthur Bellamy
- D. Greville
- William Heath
- A. Kennedy
- Arthur Mathias
- George Morris
- W. Smith
- W. Stenhouse-Lamb

1931
- W. Adkins
- Arthur Bellamy
- H. Collins
- D. Greville
- William Heath
- George Morris
- H. Scott
- R. Vivian

1928
- W. Adkins
- F. Allen
- Arthur Bellamy
- G. Fowle
- T. Gauntlett
- B. Hallett
- George Morris
- O. Parkes

1925
- W. Adkins
- F. Allen
- C. Arrow
- Arthur Bellamy
- T. Gauntlett
- George Morris
- W. Smith
- H. Wharton-Wells

1922
- F. Allen
- C. Arrow
- Arthur Bellamy
- C. Burgoyne
- T. Gauntlett
- Henry Jackson
- George Morris
- F. Newnes
- H. Wharton-Wells

1919
- F. Allen
- J. Baines
- W. Ford
- D. Jackson
- Henry Jackson
- Arthur Mathias
- J. Radford
- Alfred Rawson
- Lord Strathspey

1912
- J. Carter
- W. Foot
- A. Gosden
- E. Hoile
- D. Jackson
- Arthur Mathias
- J. Radford
- Alfred Rawson
- W. Renshaw

1909
- J. Carter
- E. Hoile
- D. Jackson
- F. Lance
- J. Lindsey
- Arthur Mathias
- J. Radford
- W. Renshaw
- G. Rittner

1906
- J. Carter
- G. Danielli
- E. Hoile
- D. Jackson
- F. Lance
- J. Lindsey
- Arthur Mathias
- J. Radford
- J. Walker

1903
- G. Danielli
- C. Fitch
- J. Gay
- D. Jackson
- F. Lance
- J. Lindsey
- J. Parker
- J. Radford
- J. Walker

1900
- J. Craik
- J. Gay
- D. Jackson
- J. Keeling
- F. Lance
- William Lancaster
- J. Lindsey
- J. Maples
- J. Parker

Queenstown ward: 1949-2022

2018
- Aydin Dikerdem
- Maurice McLeod
- Paula Walker

2016B
- Aydin Dikerdem

2014
- Sally-Ann Ephson
- Marie Hanson
- Nicola Nardelli

2010
- Jo-Anne Nadler
- Nicola Nardelli
- Alex Raubitschek

2006
- Deidre Church
- Michael Todd
- David Walden

2002
- Scott Caisley
- Deidre Church
- David Nurse

1998
- Carol Humphries
- Richard Vivian

1994
- Carol Humphries
- Richard Vivian

1990
- Rosamund Blomfield-Smith
- Nicholas Fernyhough

1986
- Phil Green
- Eileen Hogan

1982
- Margaret Jenkins
- Ronald Simms

1981B
- Alan McGarvey

1978
- George Rowe
- Ronald Simms

1974
- Ada Hoardley
- Albert Jones
- Ronald Simms

1971
- Ada Hoardley
- Albert Jones
- Ronald Simms

1968
- Alan Barrett
- Cyril Holliday
- Fred Howell

1966B
- Albert Jones

1964
- Cyril Holliday
- Fred Howell
- Ernest Martin

1962
- Harry Bickers
- Fred Howell
- Ernest Martin
- Jack Parker

1959
- Harry Bickers
- O. Burridge
- Fred Howell
- Jack Parker

1956
- Harry Bickers
- O. Burridge
- Jack Parker
- F. Powell

1953
- Harry Bickers
- O. Burridge
- Jack Parker
- Frederick Wingrove

1949
- A. Humphrey
- W. Kimber
- W. Maile
- Frederick Wingrove

Roehampton ward 1964-date

Roehampton & Putney Heath ward between 2006 and 2022

2022
- Graeme Henderson
- Matthew Tiller
- Jenny Yates

2018
- Jeremy Ambache
- Claire Gilbert
- Sue McKinney

2014
- Jeremy Ambache
- Peter Carpenter
- Sue McKinney

2010
- Peter Carpenter
- Adrian Knowles
- Jenny Nickles

2006
- Penny Bradford
- Scott Caisley
- Adrian Knowles

2002
- Andrew Penfold
- Paul Reeve
- Ryan Robson

1998
- Thomas Harris
- Hugh Lumby
- Michael Simpson

1994
- Pauline Brueseke
- John Slater
- Vera Thompson

1990
- Fred Ponsonby
- John Slater
- Vera Thompson

1986
- John Slater
- Vera Thompson
- Mike Williams

1982
- John Slater
- Vera Thompson
- Mike Williams

1980B
- Leonard Holmes

1978
- David Nicholas
- Vera Thompson
- Mike Williams

1974
- Peter Ackhurst
- Ian McGarry
- David Nicholas

1971
- George Cooley
- Ian McGarry
- David Nicholas

1968
- Brian Bastin
- Ian McGarry
- Jean Standing

1964
- Brian Bastin
- Jean Standing
- John Stevens

St John ward: 1900-2002

1998
- Toby Beresford
- Piers McCausland
- Ronald Smith

1994
- Aiden Grimes
- Derek Sutton
- Tony Tuck

1990
- Clive Dixon
- Paul Green
- Derek Sutton

1986
- Sally Morgan
- Dick Muskett
- Martin Tupper

1985B
- Dick Muskett

1982
- Frank Ingram
- Jeffe Jeffers
- Richard Twining

1980B
- Richard Twining

1978
- Jeffe Jeffers
- Peter Marshall
- Nigel Morgan

1974
- Nigel Morgan
- Brian Prichard
- John Tilley

1971
- Nigel Morgan
- Brian Prichard
- John Tilley

1969B
- Mabel Sporle

1968
- Martin Johnson
- Hugh Lamb
- Edward Travell

1964
- Dennis Griffiths
- Paul Peters
- Mabel Sporle

1962
- E. May
- W. May
- Mabel Sporle
- Sidney Sporle

1959
- J. Evers
- W. May
- Sidney Sporle
- William Wye

1956
- J. Evers
- W. May
- Sidney Sporle
- William Wye

1953
- J. Evers
- W. May
- Sidney Sporle
- William Wye

1949
- C. Bennett
- W. May
- Sidney Sporle
- William Wye

1945
- W. Davis
- Sidney Sporle
- G. Wheeler

1937
- A. Austin
- H. Parsons
- Norman Prichard

1934
- F. Mills
- G. Rangecroft
- E. Sullivan

1931
- F. Mills
- G. Rangecroft
- E. Sullivan

1928
- J. Blackburn
- G. Rangecroft
- C. Taffs

1925
- J. Blackburn
- W. Early
- G. Rangecroft

1922
- E. Brown
- W. Early
- G. Rangecroft

1919
- A. Townsend
- A. Welsh
- G. Wheeler

1912
- C. Cooper
- T. Honhold
- Arthur Runeckles

1909
- A. Benn
- S. Curry
- Arthur Runeckles

1906
- A. Benn
- H. Griffin
- Arthur Runeckles

1903
- J. Astill
- H. Dennis
- J. Ramsey

1900
- J. Astill
- L. McManus
- J. Ramsey

St Mary's ward: 2022-date, and St Mary's Park ward: 1964-2022

2026
- Caroline De La Soujeole
- Charlie Fisher
- Zarah Wiles

2022
- Jamie Colclough
- Caroline De La Soujeole
- Jessica Lee

2018
- Melanie Hampton
- Rhodri Morgan
- Emily Wintle

2014
- Melanie Hampton
- Rory O'Broin
- Tessa Strickland

2010
- Mark Davies
- John Hallmark
- Tessa Strickland

2006
- Mark Davies
- John Hallmark
- Tessa Strickland

2002
- Mark Davies
- John Hallmark
- Tessa Strickland

1998
- Adrian Flook
- John Hallmark
- Simon Williams

1994
- Philip Bastiman
- Adrian Flook
- Christopher Reilly

1990
- Philip Bastiman
- Roger Frank
- Christopher Reilly

1986
- Priscilla Cornwall-Jones
- Stuart Hercock
- Bill Johnston

1982
- Patricia Benians
- Priscilla Cornwall-Jones
- Stuart Hercock

1978
- Peter Atkinson
- Martin Linton
- Marthe Romilly

1974
- Martin Linton
- Tracey Tilley
- Edward Wilson

1971
- Martin Linton
- Tracey Tilley
- Edward Wilson

1968
- Larence Larkin
- Brian Prichard
- Edward Wilson

1964
- John Kinahan
- Norman Prichard
- Fred Shaw

Shaftesbury ward: 1900-2022

2018
- Hugh Byrne
- Jonathan Cook
- Guy Senior

2014
- Jonathan Cook
- James Cousins
- Guy Senior

2010
- Jonathan Cook
- James Cousins
- Guy Senior

2006
- James Cousins
- Paul Ellis
- Guy Senior

2002
- James Cousins
- Paul Ellis
- Guy Senior

1998
- Philip Beddows
- James Cousins
- Guy Senior

1994
- Alistair Crellin
- Guy Senior
- Christopher Sadler

1990
- Peter Ainsworth
- Guy Senior
- Christopher Sadler

1986
- Frank Jones
- Fiona Mactaggart
- Billi Randall

1982
- Bert Harrison
- Bill Johnston
- Fred Jones

1978
- Bert Harrison
- Bill Johnston
- Fred Jones

1974
- Philippa Campbell
- James Golding
- Bert Harrison

1971
- Philippa Campbell
- James Golding
- Bert Harrison

1968
- Amy Cawsey
- Brian Clapton
- Peter Mitchell

1964
- William Dobinson
- Bert Harrison
- Sidney Paul

1962
- Bert Harrison
- C. Lang
- Sidney Paul

1959
- Elizabeth Cooper
- Bert Harrison
- C. Lang

1956
- Elizabeth Cooper
- Bert Harrison
- C. Lang

1953
- Elizabeth Cooper
- Bert Harrison
- C. Lang

1949
- Elizabeth Cooper
- Bert Harrison
- C. Lang

1945
- Elizabeth Cooper
- W. Croucher
- Bert Harrison
- C. Lang
- A. Wye

1937
- Elizabeth Cooper
- W. Croucher
- G. Fineran
- C. Lang
- Ernest Perry

1934
- Elizabeth Cooper
- W. Croucher
- G. Fineran
- Ernest Perry
- W. Salvidge

1931
- W. Croucher
- G. Fineran
- H. Harling
- W. Salvidge
- A. Winfield
- C. Young

1928
- W. Croucher
- H. Harling
- M. Rose
- W. Salvidge
- A. Winfield
- C. Young

1925
- W. Croucher
- H. Harling
- M. Rose
- W. Salvidge
- A. Winfield
- C. Young

1922
- W. Croucher
- H. Harling
- M. Rose
- W. Salvidge
- A. Winfield
- C. Young

1919
- W. Daniel
- A. Densley
- H. Harling
- E. Tomalin
- A. Winfield
- C. Young

1912
- W. Daniel
- F. Hall
- J. Taylor
- W. Watts
- W. Willis
- A. Winfield

1909
- J. Astill
- A. Bussell
- T. Honhold
- C. Reed
- J. Taylor
- H. White

1906
- W. Crowe
- W. Hoyle
- P. Murphy
- J. Rogers
- W. Willis
- A. Winfield

1903
- T. Edwards
- W. May
- A. Mounce
- J. Oswald
- J. Rogers
- F. Willis

1900
- H. Giles
- E. Marshall
- W, May
- J. Oswald
- J. Rogers
- W. Willis

Shaftesbury & Queenstown ward: 2022-date

2026
- Aydin Dikerdem
- Sara Linton
- Stephen Worrall

2022
- Aydin Dikerdem
- Sara Linton
- Stephen Worrall

South Balham ward: 2022-date, and Bedford ward: 1949-2022

2026
- Toby Hopkins
- Elizabeth Simos

2022
- Clare Fraser
- Norman Marshall

2018
- Fleur Anderson
- Clare Fraser
- Hector Wakefield

2021B
- Sheila Boswell

2021B
- Hannah Stanislaus

2018
- Fleur Anderson
- Clare Fraser
- Hector Wakefield

2014
- Rosena Allin-Khan
- Fleur Anderson
- Antonia Dunn

2010
- Antonia Dunn
- Alex Jacob
- John Locker

2006
- Antonia Dunn
- Stewart Finn
- Sheldon Wilkie

2002
- Antonia Dunn
- Stewart Finn
- Sheldon Wilkie

1998
- Colin Dawe
- Stewart Finn
- Sheldon Wilkie

1994
- Colin Dawe
- Peter Kennerley
- Jean Lucas

1990
- Colin Dawe
- Jean Lucas
- John Rattray

1986
- Arnold Cohen
- Paul Daniel
- Neville Daniels

1982
- Paul Daniel
- Lois Lees
- John Rattray

1978
- Richard Hickmet
- Sidney Morris
- John Rattray

1974
- Edward Fair
- Thomas Geldart
- John Turney

1971
- Norman Berry
- Eva Goatley
- Leslie Rice

1968
- Norman Berry
- Sidney Morris
- Ernest Sinfield

1964
- Norman Berry
- Charles Davidson
- Sidney Morris

1962
- Ronald Ash
- George Dimond
- J. Timmings

1959
- Ronald Ash
- George Dimond
- J. Timmings

1956
- Ronald Ash
- George Dimond
- J. Timmings

1953
- Ronald Ash
- George Dimond
- J. Timmings

1949
- Ronald Ash
- J. Timmings
- William Willison

Southfield ward: 1900-2002 and Southfields ward: 2002-date

2026
- Guy Humphries
- Emmeline Owens

2022
- Kim Caddy
- Guy Humphries

2018
- Kim Caddy
- Guy Humphries
- Terry Walsh

2014
- Kim Caddy
- Guy Humphries
- Terry Walsh

2012B
- Kim Caddy

2010
- Lucy Allan
- Guy Humphries
- Terry Walsh

2006
- Lucy Allan
- Jenny Nickels
- Paul Reeve

2002
- Jan Leigh
- Simon Roberts
- Richard Vivian

1998
- Jan Leigh
- Nick Longworth
- Stephen Lorch

1994
- Paul Green
- Dominic Rossi
- Christine Thompson

1990
- Jenny Nickels
- Mark Simmonds
- Christine Thompson

1987B
- David Fanthorpe

1986
- Michael Burnett
- Peter Slater
- Christine Thompson

1982
- Michael Burnett
- Peter Slater
- Christine Thompson

1978
- Christine McMullen
- Roger Merry-Price
- Kurt Schwarz

1976B
- Roger Merry-Price

1975B
- Edward Lister

1974
- Leonard Foody
- Wayne Parfitt
- Elizabeth Rackham

1971
- Leonard Foody
- Wayne Parfitt
- Michael Williams

1968
- Patrick Handyside
- Rodney Hill
- George Rundle

1964
- Alfred Barton
- Marie Jenkins
- Terry Pearce

1962
- Brian Bastin
- Ethel Jenkins
- K. Walsh

1959
- Andrew Bowden
- Dennis Mallam
- K. Webb

1956
- L. Hollis
- J. James
- L. Jeffery

1953
- F. Bullock
- Dennis Mallam
- E. Mathias

1949
- C. Brackstone
- C. Quinnell
- Marguerita Sherwood

1945
- S. Church
- D. Coward
- C. Lewis
- F. McKay
- P. Stewart
- P. Williams

1937
- H. Aram
- F. Ayshford
- G. Brand
- H. Castle
- W. James
- John Keall

1934
- H. Aram
- F. Ayshford
- H. Castle
- T. Harding
- John Keall
- G. Paton-Reid

1931
- H. Aram
- F. Ayshford
- H. Castle
- T. Harding
- John Keall
- R. Tilley

1928
- H. Aram
- F. Ayshford
- J. Barron
- W. Castle
- T. Harding
- John Keall

1925
- H. Aram
- F. Ayshford
- J. Barron
- H. Castle
- T. Harding
- John Keall

1922
- F. Ayshford
- J. Barron
- W. Castle
- H. Dumayne
- T. Harding
- P. Kippax

1919
- J. Allsop
- F. Ayshford
- J. Barron
- Samuel Cresswell
- T. Harding
- A. Webster-Jones

1912
- J. Allsop
- F. Bulstrode
- H. Campbell
- R. Turner
- A. Webster-Jones
- H. Yapp

1909
- F. Bulstrode
- H. Campbell
- Samuel Cresswell
- A. Everett
- S. Pasfield
- A. Webster-Jones

1906
- F. Bulstrode
- H. Campbell
- S. Clark
- Samuel Cresswell
- E. Palmer
- S. Pasfield

1903
- F. Bulstrode
- H. Campbell
- S. Crewswell
- J. Rucker
- F. Single
- C. Toms

1900
- H. Campbell
- S. Crewswell
- T. Kingston
- E. Palmer
- J. Rucker
- F. Single

Springfield ward: 1900-2002

1998
- John Garrett
- Margaret Mervis
- Kathy Tracey

1994
- John Garrett
- Margaret Mervis
- Kathy Tracey

1990
- John Garrett
- Margaret Mervis
- Kathy Tracey

1989B
- Kathy Tracey

1986
- James Crawford
- John Garrett
- Frank Staff

1982
- James Crawford
- John Garrett
- Frank Staff

1978
- Douglas Gosling
- Jane McKenzie-Hill
- Frank Staff

1974
- Geoffrey Broughton
- Judith Chegwidden
- Colin Clegg

1971
- Ian Campbell
- Oliver Farley
- Julian Proudman

1968
- Alan Kehoe
- Robert Marshall
- Ernest Owens

1964
- Bill Ballantine
- Peggy Inman
- Denis Sweaney

1962
- M. Bonvenizer
- A. Fairbairn
- George Rowe

1959
- H. Adams
- M. Challen
- George Rowe

1956
- A. Fairbairn
- C. Quinell
- Marguerita Sherwood

1953
- C. Brackstone
- C. Quinell
- Marguerita Sherwood

1949
- C. Brackstone
- C. Quinnell
- Marguerita Sherwood

1945
- Amy Bush
- H. Handford
- L. Hollis
- Fred Wells
- G. Westlake
- J. Widdowson

1937
- C. Brown
- D. Croft
- F. Hoare
- Evan Rees
- P. Symondson
- H. Witherby

1934
- C. Brown
- D. Norris
- Evan Rees
- P. Symondson
- A. Webb
- H. Witherby

1931
- C. Brown
- H. Jones
- Evan Rees
- P. Symondson
- A. Webb
- H. Witherby

1928
- C. Brown
- F. Edwards
- A. Jehu
- H. Jones
- A. Webb
- A, Winter

1925
- J. Allsop
- F. Edwards
- H. Jones
- A. Webb
- R. Williams
- C. Wonham

1922
- J. Allsop
- A. Belsher
- E. Dixon
- F. Edwards
- A. Webb
- R. Williams

1919
- G. Blizzard
- W. Buchanan
- E. Fry
- W. Humphreys
- C. Manning
- H. Matthews

1912
- W. Buchanan
- J. Denny
- J. Lorden
- W. Milestone
- J. Robinson
- J. Wise

1909
- W. Buchanan
- J. Denny
- W. Harrison
- John Lidiard
- J. Robinson
- J. Wise

1906
- W. Buchanan
- W. Harrison
- John Lidiard
- J. Lorden
- F. Lucas
- J. Wise

1903
- W. Buchanan
- D. Craig
- W. Harrison
- J. Hennell
- J. Lorden
- J. Wise

1900
- W. Buchanan
- G. Ennis
- W. Harrison
- F. Liddington
- J. Lorden
- J. Wise

Stormont ward: 1949-1964

1962
- J. Chantler
- J. Dunning
- Caroline Ganley

1959
- J. Dunning
- Caroline Ganley
- C. Jackson

1956
- G. Conibear
- Caroline Ganley
- R. Pope

1953
- R. Davenport
- Caroline Ganley
- I. Pickford

1949
- F. Banwell
- Gwynneth Morgan
- A. Ward

Thamesfield ward: 1949-date

2026
- Ethan Brooks
- Rob Morritt
- Salvatore Murtas

2022
- Ethan Brooks
- James Jeffreys
- John Locker

2018
- John Locker
- Michael Ryder
- Rosemary Torrington

2017B
- John Locker

2014
- James Maddan
- Michael Ryder
- Rosemary Torrington

2011B
- Michael Ryder

2010
- Edward Lister
- James Maddan
- Rosemary Torrington

2006
- Edward Lister
- James Maddan
- Rosemary Torrington

2002
- Roger Bird
- Edward Lister
- James Maddan

1998
- Roger Bird
- Lois Lees
- Edward Lister

1994
- Lois Lees
- Edward Lister
- Nadhim Zahawi

1990
- Paul Beresford
- Lois Lees
- Edward Lister

1986
- Paul Beresford
- Peter Bingle
- Edward Lister

1982
- Paul Beresford
- Peter Bingle
- Edward Lister

1978
- Paul Beresford
- Julia Chambers
- Edward Lister

1974
- Paul Adams
- Patricia Benians
- Hugh Stephenson

1971
- Elizabeth Rackham
- Brian Sedgemore
- Hugh Stephenson

1968
- Frances Burton
- Dennis Mallam
- Leo Simmonds

1964
- John Challoner
- Olive Haines
- Hugh Lester

1962
- Olive Haines
- Hugh Lester
- Clifford Symons

1959
- Olive Haines
- Hugh Lester
- Clifford Symons

1956
- Andrew Bowden
- K. Hayes
- Hugh Lester

1953
- M. Bygraves
- Hugh Lester
- Francis Snary

1949
- William Heath
- J. Sluter
- Francis Snary

Thornton ward (Battersea), 1949-1964

1962
- James Fairlee
- T. Ireland
- C. Sallow

1959
- James Fairlee
- T. Ireland
- I. Mayor

1956
- James Fairlee
- T. Ireland
- I. Mayor

1953
- T. Ireland
- L. Mayor
- J. Parry-Williams

1949
- A. Green
- T. Ireland
- L. Mayor

Tooting ward: 1900-2022

2018
- Annamarie Critchard
- James Daley
- Paul White

2016B
- Paul White

2014
- Annamarie Critchard
- James Daley
- Ben Johnson

2010
- Sheila Boswell
- James Daley
- Ben Johnson

2006
- Nick Bowes
- Alex Jacob
- Susan Richards

2002
- Nicola Brown
- Sadiq Khan
- Stuart King

1998
- Sadiq Khan
- Stuart King
- Jane White

1994
- Sadiq Khan
- Shona McIsaac
- Bernard Rosewell

1990
- Elaine Axby
- Shona McIsaac
- Bernard Rosewell

1986
- Roger Hughes
- Bert Luthers
- Bernard Rosewell

1982
- Nicholas Adams
- Bert Luthers
- Bernard Rosewell

1978
- Nicholas Adams
- Bert Luthers
- Bernard Rosewell

1974
- Robert Bastin
- Bert Luthers
- Christine McGarry

1973B
- Bert Luthers

1971
- Ralph Holmes
- Bernard Rosewell
- George Rowe

1968
- William Davidson
- Anthony Norman
- Edward Tod

1964
- David Kerr
- Frank Sims
- William Weston

1962
- S. Curtis
- William Mountford
- R. Perkins

1959
- S. Curtis
- R. Perkins
- A. Sore

1956
- S. Curtis
- H. Ivens
- A. Sore

1953
- S. Curtis
- H. Ivens
- A. Sore

1949
- T. Adams
- G. Davies
- G. Venn

1945
- W. Corbet
- Eleanor Goodrich
- J. Gregory
- E. Randall
- A. Topple

1937
- W. Corbet
- Eleanor Goodrich
- Frederick Jordan
- L. Watson
- A. Wilson

1934
- W. Corbet
- Eleanor Goodrich
- Frederick Jordan
- L. Watson
- A. Wilson

1931
- H. Clear
- J. Dewar-Robertson
- J. Powell
- H. Shere
- William Willison

1928
- H. Clear
- A. Cusden
- J. Dewar-Robertson
- A. Edwards
- J. Knox

1925
- A. Cusden
- A. Edwards
- W. Gausden
- G. Goodfellow
- J. Knox

1922
- A. Edwards
- G. Goodfellow
- W. Hollington

1919
- W. Elland
- A. Hurley
- A. Siffleet

1912
- John Anderson
- A. Hurley
- W. Mellhuish

1909
- John Anderson
- H. Hallett
- C. Kingston

1906
- John Anderson
- W. Mellhuish
- C. Swain

1903
- B. Allen
- W. Elland
- C. Swain

1900
- John Anderson
- J. Fisher
- C. Lucas

Tooting Bec ward: 2022-date

2026
- Sheila Boswell
- Annamarie Critchard
- Paul White

2022
- Annamarie Critchard
- Sheila Boswell
- Paul White

Tooting Broadway ward: 2022-date

2026
- Kemi Akinola
- Sean Lawless
- Rex Osborn

2024B
- Sean Lawless

2022B
- Rex Osborn

2022
- Kemi Akinola
- Kate Forbes
- Andy Gibbons

Trinity ward: 2022-date and Nightingale ward: 1949-2022

Note: the boundaries of Nightingale prior to 1964 were almost entirely different to the ones that followed

2026B
- Shirin Georgiani

2026
- Kirsten Botting
- Lizzy Dobres

2022
- Lizzy Dobres
- Jack Mayorcas

2018
- Richard Field
- Ian Hart
- Sarah McDermott

2014
- Richard Field
- Ian Hart
- Sarah McDermott

2010
- Ian Hart
- Sarah McDermott
- Sheldon Wilkie

2006
- Ravi Govindia
- Ian Hart
- Sarah McDermott

2002
- Ravi Govindia
- Maurice Heaster
- Katherine Lindsay

1998
- Ravi Govindia
- Maurice Heaster
- Evelyn McDermott

1994
- Ravi Govindia
- Maurice Heaster
- Martin Winter

1990
- Peter Donoghue
- Ravi Govindia
- Maurice Heaster

1986
- Peter Donoghue
- Ravi Govindia
- Maurice Heaster

1982
- Peter Donoghue
- Ravi Govindia
- Maurice Heaster

1978
- Peter Donoghue
- Maurice Heaster
- Dennis Mallam

1974
- Maurice Heaster
- Dennis Mallam
- Gwynneth Morgan

1972B
- Maurice Heaster

1971
- Norah Clarke-Lawrence
- Peter Donoghue
- William Roberts

1968B
- Norah Clarke-Lawrence
- William Roberts

1968
- Ronald Ash
- Peter Donoghue
- Gwynneth Morgan

1966B
- Harry Sendall

1964
- Ronald Ash
- James Fairlee
- Gwynneth Morgan

1962
- D. Bates
- Norah Clarke-Lawrence
- Alfred Hayes
- I. Mayor
- Gwynneth Morgan

1959
- F. Abbott
- D. Bates
- Norah Clarke-Lawrence
- Alfred Hayes
- Gwynneth Morgan

1956
- F. Abbott
- Norah Clarke-Lawrence
- M. Cross
- A. Marshall
- Gwynneth Morgan

1953
- F. Abbott
- Norah Clarke-Lawrence
- F. Fairchild
- A. Marshall
- Gwynneth Morgan

1949
- F. Abbott
- F. Cole
- T. Doig
- R. Nunn
- G. Smith

Vicarage ward: 1949-1965

1962
- L. Allen
- W. Fenner
- P. Whiting

1959
- A. Adams
- L. Allen
- W. Fenner

1956
- F. Harper
- H. Harling
- W. Simkin

1953
- J. Lane
- J. Lane
- W. Simkin

1949
- J. Lane
- J. Lane
- C. Spring

Wandle ward: 2022-date and Earlsfield ward 1949-2022

2026
- Chris Baron
- Denise Paul

2022
- Denise Paul
- Sarmila Vanatharaj

2018
- Angela Graham
- Graeme Henderson
- Joanne Rigby

2015B
- Angela Graham

2014
- Adrian Knowles
- Charles Lescott
- Rachel Stokes

2010
- Angela Graham
- Matthew Maxwell-Scott
- Charles McNaught-Davis

2006
- Angela Graham
- Marc Hope
- Charles McNaught-Davis

2002
- Angela Graham
- Marc Hope
- Charles McNaught-Davis

1998
- Angela Graham
- Charles McNaught-Davis

1994
- Angela Graham
- John Grimshaw

1990
- Angela Graham
- John Grimshaw

1986
- Angela Graham
- Graham Loveland

1983B
- David Patterson

1982
- Bill Ballantine
- Paul Bowdage

1978
- Bill Ballantine
- Bryan Barrow

1974
- Bill Ballantine
- Joan Morgan
- Julian Proudman

1971
- Bill Ballantine
- Amy Bush
- Patrick Kelly

1968
- Edgar Clarke
- Patrick Kelly
- Athlene O'Connell

1964
- Samuel Dougherty
- Joan Lestor
- William Smith

1962
- Joan Lestor
- Harold Seed
- William Smith

1959
- Amy Bush
- Joan Lestor
- Harold Seed

1956
- P. Battley
- Amy Bush
- J. Swetman

1953
- Amy Bush
- George Rowe
- J. Swetman

1949
- B. Ford
- H. Harris
- J. Young

Wandsworth Common ward: 2002-date

2026
- Angela Graham
- Peter Graham
- Tom Mytton

2022
- Rosemary Birchall
- Angela Graham
- Peter Graham

2018
- Rosemary Birchall
- Adrian Flook
- Peter Graham

2014
- Claire Clay
- Maurice Heaster
- Kathy Tracey

2010
- Claire Clay
- Maurice Heaster
- Kathy Tracey

2006
- Maurice Heaster
- Henry Pugh
- Kathy Tracey

2002
- Ian Hart
- Nick Longworth
- Kathy Tracey

Wandsworth Town ward: 2022-date

2026
- Michelle Cooke
- Sarah Davies
- Michael Dube

2022
- Sarah Davies
- Sana Jafri
- Will Sweet

West Hill ward 1949-date

2026
- Daniel Ghossain
- Malcolm Grimston
- Angela Ireland

2022
- Daniel Ghossain
- Malcolm Grimston
- Angela Ireland

2018
- Peter Carpenter
- Malcolm Grimston
- Angela Ireland

2014
- Nick Cuff
- Malcolm Grimston
- Andrew Peterkin

2010
- Nick Cuff
- Malcolm Grimston
- Elizabeth Howlett

2006
- Nick Cuff
- Malcolm Grimston
- Elizabeth Howlett

2002
- Malcolm Grimston
- Ben Holland
- Elizabeth Howlett

1998
- Malcolm Grimston
- Beryl Jeffrey

1994
- Malcolm Grimston
- Beryl Jeffrey

1990
- Bery Jeffrey
- Russell Yardley

1986
- Terence Maccabee
- Christine Merry-Price

1983B
- Christine Merry-Price

1982
- Richard Hickmet
- Heather Wilkinson

1978
- Hector Hamilton
- Huxley Hudson

1974
- Christopher Chope
- John Harris
- Terry Walsh

1971
- Samuel Dougherty
- Leonard Holmes
- Jean Nicholas

1968
- Alwyn Barnsley
- Michael Chartres
- Lily Constable

1964
- Sidney Gowlett
- Ian McGarry
- Alfred Tasker

1962
- K. Brownjohn
- Samuel Dougherty
- D. Grugeon

1959
- M. Folkard
- A. Lawer
- John Tweedie-Smith

1956
- D. Andrews
- M. Folkard
- John Tweedie-Smith

1953
- D. Andrews
- M. Brown
- John Tweedie-Smith

1949
- D. Andrews
- H. Berg
- M. Brown

West Putney ward: 1978-date

2026
- Shakeel Ahmed
- Nick Austin
- Melanie Hampton

2024B
- Nick Austin

2022
- Jeremy Ambache
- Claire Gilbert
- Steffi Sutters

2018
- Jane Cooper
- Ian Lewer
- Steffi Sutters

2014
- Jane Cooper
- Ian Lewer
- Steffi Sutters

2010
- Jane Cooper
- Elizabeth Stokes
- Steffi Sutters

2006
- Jane Cooper
- Andrew Penfold
- Elizabeth Stokes

2002
- Jane Cooper
- Martin Hime
- Nadhim Zahawi

1998B
- Bryan Burn

1998
- Martin Calderbank
- Duncan Hawkins
- Nadhim Zahawi

1994
- Duncan Hawkins
- Mary Holben
- Michael Simpson

1991B
- Terence Maccabee

1990
- Duncan Hawkins
- Mary Holben
- Eric Somerville-Jones

1986
- Duncan Hawkins
- Mary Holben
- Eric Somerville-Jones

1982
- Margaret Calcott-James
- Brian Edgington
- Mary Holben

1980B
- Brian Edgington

1978
- Margaret Calcott-James
- Mary Hodges
- Gavin Oram

Winstanley ward: 1900-1965

1962
- P. Duncan
- F. Harper
- H. Watkins

1959
- F. Harper
- W. Simkin
- H. Watkins

1956
- H. Harling
- F. Harper
- W. Simkin

1953
- H. Harling
- F. Harper
- W. Simkin

1949
- H. Harling
- Ruxton Kiloh
- A. Sowle

1945
- D. Gibbs
- H. Harling
- Ruxton Kiloh
- J. Lane
- H. Lewin

1937
- Ruxton Kiloh
- J. Lane
- H. Lewin
- M. Robinson
- A. Townsend

1934
- A. Bailey
- J. Edwards
- Ruxton Kiloh
- H. Lewin
- M. Robinson

1931
- A. Bailey
- J. Biss
- J. Edwards
- Ruxton Kiloh
- H. Miles
- M. Robinson

1928
- A, Bailey
- J. Biss
- J. Edwards
- Ruxton Kiloh
- H. Miles
- M. Robinson

1925
- W. Croucher
- H. Harling
- M. Rose
- W. Salvidge
- A. Winfield
- C. Young

1922
- J. Biss
- D. Carmichael
- E. Diederichs-Duval
- J. Edwards
- Ruxton Kiloh
- W. Okines

1919
- E. Diederichs-Duval
- J. Edwards (NFDS)
- A. Goodson (NFDS)
- C. Marshall
- W. Okines
- H. White

1912
- F. Hovenden
- G. Lawther
- C. Mann
- W. Marston
- F. Martin
- C. Messenbird

1909
- E. Brown
- E. Clark
- E. Hurlock
- L. McManus
- W. Scott
- S. Whitmee

1906
- R. Abel
- E. Clark
- C. Mann
- S. Marsh
- L. McManus
- J. Murray
- G. Pearce

1903
- T. Hastie
- C. Mann
- S. Marsh
- L. McManus
- J. Murray
- G. Pearce

1900
- W. Ivens
- H. Paskell
- J. Tough
- F. Wall
- A. Ward
- T. Waterhead

Wards that were part of Wandsworth but were moved to Lambeth in 1964

Clapham North ward, 1900-1965

1962
- J. Baker
- C. Blau
- A. Moreton

1959
- Michael H. Bramson
- H. Feaver
- M. Lee

1956
- S. Hyman
- H. Miles
- T. Prout

1953
- R. Arkley
- H. Miles
- F. Trinder

1949
- Christine Callingham
- R. Glaze
- W. Greener

1945
- M. Llewellyn
- H. Mills
- J. Sally
- J. Satchwell
- J. Sellers
- B. Woods

1937
- Christine Callingham
- W. Greener
- H. Morgan
- J. Pickering
- H. Rehm
- E. Stringer

1934
- G. Beare
- H. Clarke
- W. Greener
- H. Morgan
- F. Northeast
- J. Pickering

1931
- G. Beare
- H. Clarke
- W. Greener
- A. Norman
- F. Northeast
- R. Ridley

1928
- H. Clarke
- W. Greener
- E. Morgan
- F. Northeast
- R. Ridley
- L. Smith

1925
- H. Clarke
- W. Greener
- E. Morgan
- F. Northeast
- R. Ridley
- L. Smith

1922
- H. Clarke
- W. Greener
- E. Morgan
- F. Northeast
- R. Ridley
- L. Smith

1919
- W. Field
- T. Higgins
- A. Marlow
- J. Rich
- C. Sprules
- A. Wall

1912
- F. Corben
- J. Groome
- C. Gulliford
- H. Henderson
- H. Sharman
- T. Young

1909
- A. Bennett
- J. Cundall
- Archibald Dawnay
- C. Gulliford
- W. Henderson
- T. Young

1906
- J. Cundall
- Archibald Dawnay
- W. Law
- W. Monday
- J. Simmons
- T. Young

1903
- H. Bulcraig
- A. Carpenter
- W. Chakley
- F. Corben
- E. Pannett
- H. Somerfield

1900
- A. Carpenter
- J. Gibson
- J. Lethbridge
- A. Mursell
- H. Osburn
- T. Young

Thornton ward, 1949-1964

1962
- D. Drake
- W. Seeley
- D. Stimpson

1959
- F. Anderson
- J. Drake
- W. Seeley

1956
- J. Price
- W. Seeley
- Harold Seed

1953
- A. Hislop
- A. Nelson-Barrett
- G. West

1949
- R. Freman
- W. Whittington
- D. Williams

Clapham South ward 1900-1949 and Clapham Park ward 1949-1964

1962
- A. Cowie
- G. Hickmore
- Thomas Rowlands

1959
- A. Cowie
- G. Hickmore
- Thomas Rowlands

1956
- A. Cowle
- G. Hickmore
- Thomas Rowlands

1953
- G. Hickmore
- N. Rayner
- Thomas Rowlands

1949
- W. Clark
- J. Kidd
- Thomas Rowlands

1945
- J. Devine
- J. Hayward
- D. Llewellyn
- M. Kidd
- Maxwell Nelson-Barrett
- A. Saltmarsh

1937
- G. Beare
- William Bonney
- F. Lesty
- A. Shaw
- F. Sugden
- W. Towns

1934
- William Bonney
- Tom Cox
- R. Edwards
- P. Foley
- A. Shaw
- F. Sugden

1931
- William Bonney
- Tom Cox
- R. Edwards
- P. Foley
- A. Shaw
- F. Sugden

1928
- Tom Cox
- R. Edwards
- P. Foley
- H. Rehm
- A. Shaw
- F. Sugden

1925
- W. Clarke
- Tom Cox
- R. Duncan
- P. Foley
- C. Gulliford
- A. Shaw

1922
- W. Clarke
- Tom Cox
- R. Duncan
- P. Foley
- C. Gulliford
- A. Shaw

1919
- W. Clarke
- Thomas Comins
- Tom Cox
- R. Duncan
- A. Shaw
- A. West

1912
- T. Briggs
- H. Buchan
- V. Cooke
- Tom Cox
- R. Duncan
- H. Golds

1909
- T. Briggs
- H. Buchan
- H. Bulcraig
- Tom Cox
- R. Duncan
- G. Yeowell

1906
- V. Cooke
- H. Downer
- E. Eastwood
- W. Richardson
- T. Robertson
- G. Yeowell

1903
- T. Ball
- J. Busfield
- C. Colman
- Alexander Glegg
- J. Kipling
- F. Young

1900
- Thomas Comins
- W. Dunkley
- G. Gilchrest
- John Lidiard
- A. Oxley
- L. Somerfield

Larkhall ward 1949-1964

1962
- A. Barker
- G. Gold
- Maxwell Nelson-Barrett

1959
- A. Barker
- S. Hyman
- F. Trinder

1956
- A. Barker
- J. Hayward
- Maxwell Nelson-Barrett

1953
- A. Barker
- J. Hayward
- S. Hyman

1949
- M. Llewellyn
- H. Miles
- J. Sellers

St Leonard's ward 1949-1964

1962
- L. Knowles
- M. Steere
- J. Westbury

1959
- L. Knowles
- M. Steere
- J. Westbury

1956
- L. Knowles
- M. Steere
- J. Westbury

1953
- B. Baker
- C. Palmer
- J. Westbury

1949
- A. Arseneault
- C. Palmer
- Sidney Rich

Streatham Hill ward: 1949-1962 and Streatham ward: 1900-1949

1962
- H. Chambers
- R. Freeman
- R. Greenwood

1959
- R. Freeman
- A. Gethin
- M. Rapinet

1956
- G. Gale
- A. Gethin
- R. Vince

1953
- G. Gale
- A. Gethin
- R. Vince

1949
- G. Gale
- P. Hadrill
- R. Vince

1945
- J. Allen
- F. Campbell
- Walter Charman
- G. Crawley
- G. Hill
- J. Lousley
- G. Marriott
- Sidney Rich
- J. Whitfield

1937
- Albert Carr
- W. Cooper
- J. Curtis
- G. Hill
- F. Hills
- G. Marriott
- C. Quilter
- C. Roskilly
- H. Selley

1934
- Albert Carr
- W. Cooper
- J. Curtis
- R. Grist
- G. Hill
- F. Hills
- G. Marriott
- C. Quilter
- Stephen Sanders

1931
- Albert Carr
- J. Curtis
- R. Grist
- G. Hill
- F. Hills
- J. Kirkland
- C. Quilter
- Stephen Sanders
- C. Sansbury

1928
- J. Curtis
- G. Feasey
- F. Goodall
- R. Grist
- G. Hill
- E. Howard
- J. Kirkland
- Stephen Sanders
- T. Watson

1925
- J. Curtis
- G. Feasey
- F. Goodall
- G. Hill
- E. Howard
- J. Mark
- Charles Mills
- Stephen Sanders
- T. Watson

1922
- H. Coombs
- J. Corfield
- J. Curtis
- G. Feasey
- E. Howard
- J. Mark
- Charles Mills
- Stephen Sanders
- T. Watson

1919
- J. Curtis
- G. Feasey
- C. Laceby
- Charles Mills
- G. Porter
- A. Robinson
- Stephen Sanders
- H. Stephens
- T. Watson

1912
- Thomas Comins
- J. Harding
- C. Helmore
- C. Laceby
- M. Marsland
- F. Pring
- A. Robinson
- A. Shaw
- T. Watson

1909
- Thomas Comins
- J. Harding
- W. Hewett
- E. Hobbs
- C. Laceby
- A. Mason
- A. Robinson
- A. Tree
- T. Watson

1906
- T. Baines
- H. Blunt
- Thomas Comins
- E. Hobbs
- G. Laceby
- A. Mason
- B. Ninnis
- A. Robinson
- T. Welton

1903
- J. Curtis
- W. Daw
- W. Hewett
- G. Laceby
- T. Ling
- J. Rose
- L. Sommerfeld
- J. Warter
- T. Welton

1900
- W. Daw
- H. Hazell
- J. Lee
- T. Ling
- H. Martin
- J. Rose
- S. Thompson
- C. Wellbourne
- T. Welton

Streatham Common ward: 1949-1964

1962
- C. Brackstone
- G. Corner
- I. Smith

1959
- C. Brackstone
- G. Corner
- I. Smith

1956
- C. Brackstone
- G. Corner
- I. Smith

1953
- G. Corner
- T. Masters
- C. Norris

1949
- G. Corner
- T. Masters
- C. Norris

Streatham South ward: 1949-1964

1962
- D. Chadwick
- K. Fordham
- H. Wates

1959
- D. Copperwheat
- Walter Charman
- H. Wates

1956
- J. Allan
- Walter Charman
- H. Wates

1953
- J. Allan
- Walter Charman
- H. Wates

1949
- J. Allan
- S. Mills
- H. Wates

Longest serving councillors

*councillor still serving - total years served is the number at the end of the current term
A question mark means the councillor's term of office may have been longer if they were an alderman

1.	Tony Belton (Lab) 1971-date	**59***
2.	Maurice Heaster (Con) 1968-71, 1972-18	**49**
3.	Ravi Govindia (Con) 1982-date	**48***
4.	Martin Johnson (Con) 1968-71, 1974-18	**47**
5.	Brian Prichard (Lab/Con) 1964-74, 1976-10	**44**
6.	Angela Graham (Con) 1986-2014, 2015-date	**43***
7.	J. Curtis (Mod/MR) 1903-45	**42**
8.	Gordon Passmore (Con) 1964-2006	**42**
9.	F. Abbott (MR) 1909-1949	**40**
10.	Ellen Coles (Lab) 1922-1931, 1934-1964	**39**
11.	Bert Harrison (Lab) 1945-68, 1971-86	**38**
12.	Malcolm Grimston (Con/Ind) 1994-date	**36***
13.	Edward Lister (Con) 1975-11	**36**
14.	A. Shaw (MR) 1903-6, 1912-45	**36**
15.	K. Baker (MR) 1928-1962	**34**
16.	Walter Charman (MR) 1928-62	**34**
17.	C Cooper (MR) 1912-1919, 1922-49	**34**
18.	Ruxton Kiloh (Lab) 1919-53	**34**
19.	J. Morgan (MR) 1925-49	**34**
20.	George Rowe (Lab) 1937-47, 1953-56, 1959-74, 1976-82	**34**
21.	Andy Gibbons (Lab) 1994-2026	**32**
22.	Guy Senior (Con) 1990-2022	**32**
23.	W. Greener (MR/Con) 1922-1953	**31**
24.	J. Lane (Prog/Lab) 1900-09, 1934-56	**31**
25.	W. Croucher (Lab) 1919-49	**30**
26.	Peter Donoghue (Con) 1964-94	**30**
27.	Douglas Prichard (Lab) 1934-64	**30**
28.	William Carnie (Lab) 1945-1974	**29**
29.	Horace Harling (Lab) 1919-34, 1945-59	**29?**
30.	Gwynneth Morgan (Con) 1949-1978	**29**
31.	Kathy Tracey (Con) 1989-2018	**29**
32.	Elizabeth Cooper (Lab) 1934-1962	**28**
33.	Tom Cox (MR) 1909-1937	**28**
34.	Elizabeth Howlett (Con) 1986-2014	**28**
35.	C. Lang (Lab) 1937-1965	**28**
36.	William Wye (Lab) 1934-62	**28**
37.	C. Barrington (Prog/Lab) 1912-19, 1925-45	**27**
38.	J.F. Lane (Lab) 1934-1945, 1949-65	**27?**
39.	F Ayshford (MR) 1919-1945	**26**
40.	R. Moore (Lab) 1919-45	**26**
41.	H. Parsons (MR) 1919-45	**26**
42.	Sid Sporle (Lab) 1945-71	**26**
43.	C. Mason (Prog/Lab) 1900-6, 1912-31	**25**
44.	George Meecham (Lab) 1928-31, 1934-56	**25**
45.	A. Winfield (Prog/Lab) 1906-09, 1912-1934	**25**
46.	Leonie Cooper (Lab) 2006-date	**24***
47.	Vanessa Graham (Con) 1990-14	**24**
48.	G. Hill (MR) 1925-49	**24**
49.	Frank Sims (Lab) 1956-68, 1971-78, 1982-86	**24**
50.	W. Towns (MR) 1909-1925, 1937-45	**24**
51.	W. Corbet (Lab) 1934-1957	**23**
52.	Bernard Rosewell (Lab) 1971-74,1978-98	**23**
53.	E. Strange (MR) 1922-45	**23**
54.	A. Webb (MR) 1922-45	**23**
55.	Ronald Ash (MR/Con) 1949-1971	**22**
56.	Margaret Calcott-James (Con) 1976-98	**22**
57.	G. Eaton (MR) 1912-1934	**22**
58.	James Golding (Lab) 1953-68, 1971-78	**22**
59.	Lawrence Godwin (Lab) 1949-1971	**22**
60.	Fred Humphrey (Lab) 1934-1956	**22**
61.	D. Jackson (Mod/MR) 1900-1922	**22**
62.	Fred Shaw (Lab) 1956-1978	**22**
63.	T. Watson (MR) 1909-31	**22**
64.	H. Miles (Lab) 1928-1949	**21**
65.	Jane Cooper (Con) 2002-22	**20**
66.	James Cousins (Con) 1998-18	**20**
67.	Paul Ellis (Con) 2002-2022	**20**
68.	John Garrett (Con) 1982-02	**20**
69.	Mary Holben (Con) 1978-98	**20**
70.	B. Johns (Lab) 1945-1965	**20**
71.	Maurice Johnson (Lab) 1990-2010	**20**
72.	Leslie McDonnell (Con) 1998-2018	**20**
73.	W. McIver (Lab) 1925-45	**20**
74.	Vera Thompson (Lab) 1978-98	**20**
75.	Diana Whittingham (Con) 1986-2006	**20**
	R. Phillips? 1900-12, 1919-22	**15 (but if Alderman 22)**

Mayors of the Metropolitan Borough of Battersea: 1900-1965

1900-01	William Davies
1901-02	Howarth Barnes
1902-03	Arthur Raynor
1903-04	William Watts
1904-05	William West
1905-06	William Rines
1906-07	James Brown
1907-08	Frederic Worthy
1908-09	William Willis
1909-10	Peter Haythornthwaite
1910-11	John Astill
1911-12	Arthur Runeckles
1912-13	Thomas Brogan
1913-14	John Archer
1914-15	Thomas William Simmons
1915-19	William James Moore
1919-21	Albert Winfield
1921-22	Ruxton Kiloh
1922-23	Francis Douglas
1923-24	Horace Harling
1924-25	Charles Mason
1925-26	Charles Young
1926-27	William Humphreys
1927-28	James Lane
1928-29	Joseph Edwards
1929-30	Revd Alfred Prichard
1930-1931	Joseph Hendrick
1931-32	George Henry H Eaton
1932-33	Ernest Samuel Strange
1933-34	John Alex Campbell
1934-35	Alfred Bailey
1935-36	Norman Prichard
1936-37	Charles Barrington
1937-38	H W J Miles
1938-39	William John McIver
1939-40	Sydney Booth
1940-41	William Croucher
1941-42	Thomas Pocock
1942-43	Edward William Coles
1943-44	George F Meecham
1944-45	Sidney Fussey
1945-46	William James Wye
1946-47	Thomas Joseph Hines
1947-49	Frederick Humphrey
1949-50	Frederick Wingrove
1950-51	J F Lane Jr
1951-52	Douglas Prichard
1952-53	Ellen Agnes Coles
1953-54	Herbert Harrison
1954-55	Sidney Sporle
1955-56	Ernie Perry
1956-57	Elizabeth Cooper
1957-58	Edgar William Boys
1958-59	C E Lang
1959-60	J Halsey
1960-61	Lawrence Goodwin
1961-62	Sidney Ernest Paul
1962-63	J H Dunning
1963-64	Jack Parker
1964-65	Charles F Weller

Mayors of the Metropolitan Borough of Wandsworth: 1900-1965

1900-01	John Lidiard
1901-02	William Lancaster
1902-03	William Hunt
1903-04	John Lorden
1904-05	Revd John Anderson
1905-06	Alexander Glegg
1906-07	James Wise
1907-08	John Lorden
1908-09	Archibald Dawnay
1909-10	Archibald Dawnay
1910-11	Archibald Dawnay
1911-12	Archibald Dawnay
1912-13	Archibald Dawnay
1913-14	Archibald Dawnay
1914-15	Archibald Dawnay
1915-16	Archibald Dawnay
1916-17	Archibald Dawnay
1917-18	Archibald Dawnay
1918-19	Archibald Dawnay
1919	Alfred Rawson
1919-20	Alfred Rawson
1920-21	Thomas Comins
1921-22	Dr. Henry Jackson
1922-23	Dr. Henry Jackson
1923-24	Dr. Henry Jackson
1924-25	Charles Mills
1925-26	Arthur Matthias
1926-27	Samuel Cresswell
1927-28	Joseph Plumridge
1928-29	George Doland
1929-30	Thomas Cox
1930-31	Arthur Bellamy
1931-32	Arthur Bellamy
1932-33	Edwin Brookes
1933-34	George Doland
1934-35	Evan Rees
1935-36	John Keall
1936-37	William Heath
1937-38	George Morris
1938-39	William Bonney
1939-40	William Bonney
1940-41	William Bonney
1941-42	William Bonney
1942-43	William Bonney
1943-44	William Bonney
1945-46	Frederick Jordan
1947-49	Eleanor Goodrich
1949-50	Albert Carr
1950-51	Roy Edgley
1951-52	Douglas Pritchard
1952-53	Christine Callingham
1953-54	Sidney Rich
1954-55	J.C.T. MacAllen
1955-56	Walter Charman
1956-57	Olive Haines
1957-58	Geoffrey Shrubsall
1958-59	Ronald Ash
1959-60	Thomas Rowlands
1960-61	George Dimond
1961-62	Leonard Dally
1962-63	Maxwell Nelson-Barrett
1963-64	George Rowe
1964-65	Amy Bush

Mayors of the London Borough of Wandsworth: 1965 to date

1965-66	Alderman Walter Malins
1966-67	Councillor Alfred Loughton, Fairfield
1967-68	Councillor William Carnie MBE
1968-69	Councillor Hugh Lester, Thamesfield
1969-70	Councillor Gwynneth Morgan, Nightingale
1970-71	Councillor Gordon Passmore, Putney
1971-72	Councillor James Golding, Shaftesbury
1972-73	Councillor Jean Standing, Roehampton
1973-74	Councillor James Dixon, Furzedown
1974-75	Councillor Arthur Hill, Graveney
1975-76	Councillor Albert Jones, Queenstown
1976-77	Alderman Samuel Dougherty
1977-78	Councillor William Ballantine, Earlsfield
1978-79	Councillor Sidney Morris, Bedford
1979-80	Councillor Dennis Mallam, Nightingale
1980-81	Councillor Martin Johnson, Northcote
1981-82	Councillor Michael Chartres, Balham
1982-83	Councillor Margaret Calcott-James, West Putney
1983-84	Councillor Frank Staff, Springfield
1984-85	Councillor Peter Donoghue, Nightingale
1985-86	Councillor Maurice Heaster, Nightingale
1986-87	Councillor Alfred Jessiman, Furzedown
1987-88	Councillor Duncan Hawkins, West Putney
1988-89	Councillor John Garrett, Springfield
1989-90	Councillor Gordon Passmore, Northcote
1990-91	Councillor Josephine Sedgwick, Parkside
1991-92	Councillor Angela Graham, Earlsfield
1992-93	Councillor Mary Holben, West Putney
1993-94	Councillor Martin Johnson, Northcote
1994-95	Councillor Beryl Jeffery, West Hill
1995-96	Councillor Vanessa Graham, Fairfield
1996-97	Councillor Diana Whittingham, East Putney
1997-98	Councillor Christina Thompson, Southfield
1998-99	Councillor Professor Elizabeth Howlett, Parkside
1999-00	Councillor Chief Lola Ayonrinde, Balham
2000-01	Councillor John Garrett, Springfield
2001-02	Councillor Ronald Smith, St John
2002-03	Councillor Leslie McDonnell, East Putney
2003-04	Councillor Colin Dawe, Furzedown
2004-05	Councillor Chief Lola Ayonrinde, Balham
2005-06	Councillor Diana Whittingham, East Putney
2006-07	Councillor Jim Madden, Thamesfield
2007-08	Councillor Stuart Thom, Fairfield
2008-09	Councillor John Farebrother, Furzedown
2009-10	Councillor Professor Brian Prichard, East Putney
2010-11	Councillor Piers McCausland, Fairfield
2011-12	Councillor Jane Cooper, West Putney
2012-13	Councillor Adrian Knowles, Roehampton
2013-14	Councillor Angela Graham, Earlsfield
2014-15	Councillor Stuart Thom, Fairfield
2015-16	Councillor Nicola Nardelli, Queenstown
2016-17	Councillor Richard Field, Nightingale
2017 (dec)	Councillor Jim Madden, Thamesfield
2017-218	Councillor Leslie F. McDonnell, East Putney
2018-19	Councillor Piers C. McCausland, Fairfield
2019-21	Councillor Jane Cooper, West Putney
2021-22	Councillor Richard Field, Nightingale
2022-23	Councillor Jeremy Ambache, West Putney
2023-24	Councillor Juliana Annan, Battersea Park
2024-25	Councillor Sana Jafri, Wandsworth Town
2025-26	Councillor Jeremy Ambache, West Putney
2026-27	Councillor Emmeline Owens, Southfields

Leaders of the Council and Opposition

Leaders of the Council

1964-66	Councillor Sidney Wellbelove, Graveney
1966-68	Alderman Sidney Sporle
1968-71	Councillor Ronald Ash, Nightingale
1971 - 72	Councillor Ian McGarry, Roehampton
1972	Councillor Frank Sims, Tooting
1972 - 76	Councillor Ian McGarry, Roehampton
1976 - 78	Councillor John Tilley, St John
1978	Alderman Tony Belton
1978 - 79	Councillor Dennis Mallam, Nightingale
1979 - 83	Councillor Christopher Chope, East Putney
1983 - 92	Councillor Paul Beresford, Thamesfield
1992 - 11	Councillor Edward Lister, Thamesfield
2011 - 22	Councillor Ravi Govindia, East Putney
2022-26	Councillor Simon Hogg, Falconbrook
2026	Councillor Aled Richards-Jones, Northcote
2026-date	Councillor Rob Morritt, Thamesfield

Leaders of the Opposition

1964-68	Councillor Ronald Ash, Nightingale
1968-70	Alderman Sidney Sporle
1970-71	Alderman William A. Carnie
1971-78	Councillor Dennis Mallam, Nightingale
1978-86	Councillor Tony Belton, Graveney, Latchmere
1986-88	Councillor Mike Barley, Latchmere
1988-90	Councillor Fiona MacTaggart, Shaftesbury
1990-05	Councillor Tony Belton, Latchmere
2005-06	Councillor Stuart King, Tooting
2006-11	Councillor Tony Belton, Latchmere
2011-16	Councillor Rex Osborn, Graveney
2016-20	Councillor Simon Hogg, Latchmere
2020-Nov 21	Councillor Leonie Cooper, Furzedown
Nov 2021-22	Councillor Simon Hogg, Latchmere
2022-24	Councillor Will Sweet, Wandsworth Town
2024-26	Councillor Aled Richards-Jones, Northcote
2026-	Councillor Simon Hogg, Falconbrook

Members of Parliament

1885	Battersea	Octavius Morgan (Lib)
	Clapham	John Moulton (Lib)
	Wandsworth	Sir Henry Kimber (Con)
1886 By	Battersea	Octavius Morgan (Lib)
1886	Battersea	Octavius Morgan (Lib)
	Clapham	John Gilliat (Con)
	Wandsworth	Sir Henry Kimber (Con)
1892	Battersea	John Burns (Lib-Lab)
	Clapham	Percy Thornton (Con)
	Wandsworth	Sir Henry Kimber (Con)
1895	Battersea	John Burns (Lib-Lab)
	Clapham	Percy Thornton (Con)
	Wandsworth	Sir Henry Kimber (Con)
1900	Battersea	John Burns (Lib-Lab)
	Clapham	Percy Thornton (Con)
	Wandsworth	Sir Henry Kimber (Con)
1906	Battersea	John Burns (Lib-Lab)
	Clapham	Percy Thornton (Con)
	Wandsworth	Sir Henry Kimber (Con)
1910 Jan	Battersea	John Burns (Lib-Lab)
	Clapham	Denison Faber (Con)
	Wandsworth	Sir Henry Kimber (Con)
1910 Dec	Battersea	John Burns (Lib-Lab)
	Clapham	Denison Faber (Con)
	Wandsworth	Sir Henry Kimber (Con)
1913 By	Wandsworth	Samuel Samuel (Unionist)
1918	Battersea North	Richard Morris (Liberal)
	Battersea South	Francis Curzon (Unionist)
	Putney	Samuel Samuel (Unionist)
	Wandsworth Central	John Norton-Griffiths (Unionist)
1922	Battersea North	Shapurji Saklatvala (Comm)
	Battersea South	Francis Curzon (Unionist)
	Putney	Samuel Samuel (Unionist)
	Wandsworth Central	John Norton-Griffiths (Unionist)
1923	Battersea North	Henry Hogbin (Liberal)
	Battersea South	Francis Curzon (Unionist)
	Putney	Samuel Samuel (Unionist)
	Wandsworth Central	John Norton-Griffiths (Unionist)
1924	Battersea North	Shapurji Saklatvala (Comm)
	Battersea South	Francis Curzon (Unionist)
	Putney	Samuel Samuel (Unionist)
	Wandsworth Central	Sir Henry Jackson (Unionist)
1929 By	Battersea South	William Bennett (Lab)
1929	Battersea North	William Sanders (Lab)
	Battersea South	William Bennett (Lab)
	Putney	Samuel Samuel (Con)
	Wandsworth Central	Archibald Church (Lab)
1931	Battersea North	Arthur Marsden (Con)
	Battersea South	Harry Selley (Con)
	Putney	Samuel Samuel (Con)
	Wandsworth Central	Sir Henry Jackson (Con)
1934 By	Putney	Marcus Samuel (Con)
1935	Battersea North	William Sanders (Lab)
	Battersea South	Harry Selley (Con)
	Putney	Marcus Samuel (Con)
	Wandsworth Central	Sir Henry Jackson (Con)
1937 By	Wandsworth Central	Harry Nathan (Lab)
1940 By	Battersea North	Francis Douglas (Lab)
1940 By	Wandsworth Central	Ernest Bevin (Lab)
1942 By	Putney	Hugh Linstead (Con)
1945	Battersea North	Francis Douglas (Lab)
	Battersea South	Caroline Ganley (Lab)
	Putney	Hugh Linstead (Con)
	Wandsworth Central	Ernest Bevin (Lab)
1946 By	Battersea North	Douglas Jay (Lab)
1950	Battersea North	Douglas Jay (Lab)
	Battersea South	Caroline Ganley (Lab)
	Putney	Hugh Linstead (Con)
	Wandsworth Central	Richard Adams (Lab)
1951	Battersea North	Douglas Jay (Lab)
	Battersea South	Ernest Partridge (Con)
	Putney	Hugh Linstead (Con)
	Wandsworth Central	Richard Adams (Lab)
1955	Battersea North	Douglas Jay (Lab)
	Battersea South	Ernest Partridge (Con)
	Putney	Hugh Linstead (Con)
	Wandsworth Central	Michael Hughes-Kerr (Con)
1959	Battersea North	Douglas Jay (Lab)
	Battersea South	Ernest Partridge (Con)
	Putney	Hugh Linstead (Con)
	Wandsworth Central	Michael Hughes-Kerr (Con)
1964	Battersea North	Douglas Jay (Lab)
	Battersea South	Ernest Perry (Lab)
	Putney	Hugh Jenkins (Lab)
	Wandsworth Central	David Kerr (Lab)
1966	Battersea North	Douglas Jay (Lab)
	Battersea South	Ernest Perry (Lab)
	Putney	Hugh Jenkins (Lab)
	Wandsworth Central	David Kerr (Lab)
1970	Battersea North	Douglas Jay (Lab)
	Battersea South	Ernest Perry (Lab)
	Putney	Hugh Jenkins (Lab)
	Wandsworth Central	Tom Cox (Lab)

1974 Feb	Battersea North	Douglas Jay (Lab)
	Battersea South	Ernest Perry (Lab)
	Putney	Hugh Jenkins (Lab)
	Tooting	Tom Cox (Lab)
1974 Oct	Battersea North	Douglas Jay (Lab)
	Battersea South	Ernest Perry (Lab)
	Putney	Hugh Jenkins (Lab)
	Tooting	Tom Cox (Lab)
1979	Battersea North	Douglas Jay (Lab)
	Battersea South	Alf Dubs (Lab)
	Putney	David Mellor (Con)
	Tooting	Tom Cox (Lab)
1983	Battersea	Alf Dubs (Lab))
	Putney	David Mellor (Con)
	Tooting	Tom Cox (Lab)
1987	Battersea	John Bowis (Con)
	Putney	David Mellor (Con)
	Tooting	Tom Cox (Lab)
1992	Battersea	John Bowis (Con)
	Putney	David Mellor (Con)
	Tooting	Tom Cox (Lab)
1997	Battersea	Martin Linton (Lab)
	Putney	Tony Colman (Lab)
	Tooting	Tom Cox (Lab)
2001	Battersea	Martin Linton (Lab)
	Putney	Tony Colman (Lab))
	Tooting	Tom Cox (Lab)
2005	Battersea	Martin Linton (Lab)
	Putney	Justine Greening (Con)
	Tooting	Sadiq Khan (Lab)
2010	Battersea	Jane Elison (Con)
	Putney	Justine Greening (Con)
	Tooting	Sadiq Khan (Lab)
2015	Battersea	Jane Elison (Con)
	Putney	Justine Greening (Con)
	Tooting	Sadiq Khan (Lab)
2016 By	Tooting	Rosena Allin-Khan (Lab)
2017	Battersea	Marsha De Cordova (Lab)
	Putney	Justine Greening (Con)
	Tooting	Rosena Allin-Khan (Lab)
2019	Battersea	Marsha De Cordova (Lab)
	Putney	Fleur Anderson (Lab)
	Tooting	Rosena Allin-Khan (Lab)
2024	Battersea	Marsha De Cordova (Lab)
	Putney	Fleur Anderson (Lab)
	Tooting	Rosena Allin-Khan (Lab)

London County Councillors

1889	Battersea	John Burns (Prog)	James Tims (Prog)
	Clapham	Arthur Rotton (Mod)	Thomas Lorimer Corbett (Mod)
	Wandsworth	Willoughby Dickinson (Prog)	Dr George Longstaff (Mod)
1892	Battersea	John Burns (Prog)	James Tims (Prog)
	Clapham	Henry Barrs (Mod)	Fred Henderson (Lab-Prog)
	Wandsworth	Willoughby Dickinson (Prog)	Dr George Longstaff (Mod)
1893 by	Clapham	Arthur Rotton (Mod)	
1893 by	Battersea	William Willis (Prog)	
1895	Battersea	John Burns (Prog)	William J. Davies (Prog)
	Clapham	Arthur Rotton (Mod)	Thomas Corbett (Mod)
	Wandsworth	Windham Wyndham-Quin (Prog)	Dr George Longstaff (Mod)
1898	Battersea	John Burns (Prog)	William Davies (Prog)
	Clapham	Arthur Rotton (Mod)	Thomas Gaskell(Mod)
	Wandsworth	Earl of Dunraven (Mod)	Dr George Longstaff (Mod)
1899 by	Wandsworth	Mark Mayhew (Prog)	

1901	Battersea	John Burns (Prog)	William Davies (Prog)
	Clapham	Arthur Rotton (Mod)	Thomas Gaskell(Mod)
	Wandsworth	Mark Mayhew (Prog)	Dr George Longstaff (Mod)
1904	Battersea	John Burns (Prog)	William Davies (Prog)
	Clapham	Arthur Rotton (Mod)	Thomas Gaskell (Mod)
	Wandsworth	William Hunt (Mod)	William Lancaster (Mod)
1907	Battersea	Arthur Benn (Mun Ref)	William Davies (Prog)
	Clapham	James Domoney (Mun Ref)	Sir Clement Kinloch-Cooke (Mun Ref)
	Wandsworth	William Hunt (Mun Ref)	Sir William Lancaster (Mun Ref)
1910	Battersea	Walter Warren (Prog)	William Davies (Prog)
	Clapham	Lord Dunmore (Mun Ref)	Robert Sebag-Montefiore (Mun Ref)
	Wandsworth	William Hunt (Mun Ref)	John Lorden (Mun Ref)
1913	Battersea	Walter Warren (Prog)	William West (Prog)
	Clapham	H. Parsons (Mun Ref)	Robert Sebag-Montefiore (Mun Ref)
	Wandsworth	Edwin Evans (Mun Ref)	Alfred Rawson (Mun Ref)
1915 Co-op	Clapham	William Gibson (Mun Ref)	
1919	Battersea North	Joseph Butler (Lab)	Alf Watts (Lab)
	Battersea South	Edwin Evans (Mun Ref)	William Hammond (Mun Ref)
	Putney	C. Dickins (Mun Ref)	Alfred Rawson (Mun Ref)
	Wandsworth Central	Viscount Bury (Mun Ref)	Robert Taylor (Mun Ref)
1921 By	Battersea South	William Hall (Mun Ref)	
1922	Battersea North	Joseph Butler (Lab)	Alf Watts (Lab)
	Battersea South	Edwin Evans (Mun Ref)	William Hall (Mun Ref)
	Putney	William Hunt (Mun Ref)	Angus Scott (Mun Ref)
	Wandsworth Central	Charles Crane (Mun Ref)	Robert Taylor (Mun Ref)
1925	Battersea North	Joseph Butler (Lab)	Caroline Ganley (Lab)
	Battersea South	Charles Allpass (Mun Ref)	Harry Selley (Mun Ref)
	Putney	William Hunt (Mun Ref)	Angus Scott (Mun Ref)
	Wandsworth Central	Clyde Wilson (Mun Ref)	Robert Taylor (Mun Ref)
1928	Battersea North	Morris Savage (Mun Ref)	Edgar Sainsbury (Mun Ref)
	Battersea South	Charles Allpass (Mun Ref)	Harry Selley (Mun Ref)
	Putney	William Hunt (Mun Ref)	Angus Scott (Mun Ref)
	Wandsworth Central	Clyde Wilson (Mun Ref)	Robert Taylor (Mun Ref)
1931	Battersea North	A. Vincent Clarke (Mun Ref)	Edgar Sainsbury (Mun Ref)
	Battersea South	Charles Allpass (Mun Ref)	Harry Selley (Mun Ref)
	Putney	Robert Taylor (Mun Ref)	Angus Scott (Mun Ref)
	Wandsworth Central	Clyde Wilson (Mun Ref)	Edward Martin (Mun Ref)
1934	Battersea North	Francis Douglas (Lab)	Caroline Ganley (Lab)
	Battersea South	Charles Allpass (Mun Ref)	Harry Selley (Mun Ref)
	Putney	Robert Taylor (Mun Ref)	Arthur Bellamy (Mun Ref)
	Wandsworth Central	Clyde Wilson (Mun Ref)	Edward Martin (Mun Ref)
1935 by	Wandsworth Central	George Currie (Lab)	

1937	Balham and Tooting	Stephen Benson (Mun Ref)	George Doland (Mun Ref)	
	Battersea North	Francis Douglas (Lab)	Ewart Culpin (Lab)	
	Battersea South	Dorothy Archibald (Lab)	David Rapoport (Lab)	
	Putney	Robert Taylor (Mun Ref)	Arthur Bellamy (Mun Ref)	
	Wandsworth Central	George Currie (Lab)		
1940 app	Wandsworth Central	Lady Nathan (Lab)		
1946	Balham and Tooting	Harold Hayden (Mun Ref)	William Bonney (Mun Ref)	
	Battersea North	Francis Douglas (Lab)	Ewart Culpin (Lab)	
	Battersea South	Dorothy Archibald (Lab)	David Rapoport (Lab)	
	Putney	Robert Taylor (Mun Ref)	Arthur Bellamy (Mun Ref)	
	Wandsworth Central	George Currie (Lab)		
1947 By	Battersea North	Marjorie McIntosh (Lab)		
1949	Battersea North	Marjorie McIntosh (Lab)	Douglas Prichard (Lab)	Frederick Humphrey (Lab)
	Battersea South	John Morgan (Con)	Stewart Skingle (Con)	Frank Abbott (Con)
	Putney	Deodora Croft (Con)	Frank East (Con)	Herbert Ryan (Con)
	Wandsworth Central	Ronald Wates (Con)	Irene Burnett (Con0	John Taylor Clarke (Con)
1952	Battersea North	William Hare (Lab)	Douglas Prichard (Lab)	Eric Hurst (Lab)
	Battersea South	William Hodgson (Lab)	Reginald Plant (Lab)	Henry Stillman (Lab)
	Putney	Frank East (Con)	Frederick Swinbourn (Con)	George Mitchell (Con)
	Wandsworth Central	Eleanor Goodrich (Lab)	Annie Wilson (Lab)	George Edwards (Lab)
1955	Battersea North	William Hare (Lab)	Douglas Prichard (Lab)	Eric Hurst (Lab)
	Battersea South	Douglas Rayment (Con)	Anthony Marshall (Con)	Frank Abbott (Con)
	Putney	Deodora Croft (Con)	Frank East (Con)	Eileen Hoare (Con)
	Wandsworth Central	Lance Cocker (Con)	Martin Bond (Con)	Alison Tennant (Con)
1955 By	Putney	Geoffrey Johnson Smith (Con)		
1958	Battersea North	Helen Kiely (Lab)	Douglas Prichard (Lab)	Eric Hurst (Lab)
	Battersea South	Harbans Gulati (Lab)	Peggy Jay (Lab)	Marie Jenkins (Lab)
	Putney	J.A. Parker (Lab)	Anne Clark (Lab)	David Tutaev (Lab)
	Wandsworth Central	David Kerr (Lab)	George Rowe (Lab)	Hugh Sutherland (Lab)
1961	Battersea North	Helen Kiely (Lab)	Joseph Samuels (Lab)	Peggy Jay (Lab)
	Battersea South	Ian Samuel (Con)	Muriel Bowen (Con)	Frank Abbott (Con)
	Putney	John I. Tweedie-Smith (Con)	Anne Kerr (Lab)	Eileen Hoare (Con)
	Wandsworth Central	David Kerr (Lab)	George Rowe (Lab)	Hugh Sutherland (Lab)
1962 By	Wandsworth Central	Joan Lester (Lab)		

Greater London Councillors

1964	Borough-wide	Peggy Jay (Labour)	Norman Prichard (Labour)
		Geoffrey Rowe (Labour)	Joseph Samuels (Labour)
1967	Borough-wide	Frank Abbott (Conservative)	Anthony Bradbury (Conservative)
		William Shelton (Conservative)	J. Elmer Swanson (Conservative)
1970	Borough-wide	Marie Jenkins (Labour)	Sir Norman Prichard (Labour)
		Gladys Dimson (Labour)	Joseph Samuels (Labour)
1973	Battersea North	Gladys Dimson (Labour)	
	Battersea South	Stephen Hatch (Labour)	
	Putney	Marie Jenkins (Labour)	
	Tooting	Lilias Gillies (Labour)	
1977	Battersea North	Gladys Dimson (Labour)	
	Battersea South	Margaret Williams (Conservative)	
	Putney	John Harris (Conservative)	
	Tooting	Thomas Ham (Conservative)	
1981	Battersea North	Gladys Dimson (Labour)	
	Battersea South	Valerie Wise (Labour)	
	Putney	Andy Harris (Labour)	
	Tooting	Tony Banks (Labour)	
1985by	Battersea North	John Lucas (Labour)	
1985 by	Putney	Margaret Jenkins (Labour)	

ILEA representatives

1985	Battersea	Margaret H. Jones (Labour)	John V.N. Lucas (Labour)
	Putney	Margaret E. Calcott-James (Conservative)	Kathleen B. Garnett (Conservative)
	Tooting	Lincoln Crawford (Labour)	Paul C.R. Flather (Labour)

Councillors who became Members of Parliament

Lucy Allan (Con, Southfields 2006-2012)
MP for Telford 2015-2024

Peter Ainsworth (Con, Balham 1986-90, St Mary's Pk 1990-94)
MP for Surrey East 1992-2010

Rosena Allin-Khan (Lab, Bedford, 2014-2018)
MP for Tooting, 2016-date

Fleur Anderson (Lab, Bedford, 2014-2022)
MP for Putney, 2019-date

Charlotte Atkins (Lab, Graveney, 1982-1986)
MP for Staffordshire Moorlands, 1997-2010

Peter Atkinson (Con, St Mary's Park, 1978-1982)
MP for Hexham 1992-2010

Sir Paul Beresford (Con, Thamesfield, 1978-1994)
MP for Croydon Central 1992-1997, Mole Valley 1997-2024

Andrew Bowden (Con, Thamesfield, 1956-1961)
MP for Brighton, Kemptown 1970-1997

Christopher Chope (Con, West Hill 1974-1978, E Putney 1978-1983) MP for Southampton Itchen 1983-1992; Christchurch 1997-date

Adrian Flook (Con, St Mary's Park 1994-02; Wandsworth Cmn: 2018-2022) MP for Taunton 2001-2005

Richard Hickmet (Con, Bedford 1978-1982, West Hill 1982-1983) MP for Glanford & Scunthorpe 1983-1987

David Kerr (Lab, Tooting 1964-1968)
MP for Wandsworth Central 1970-1974

Sadiq Khan (Lab, Tooting, 1994-2006)
MP for Tooting 2005-2016

Joan Lestor (Lab, Earlsfield, 1964-1968)
MP for Eton & Slough 1966-1983; MP for Eccles 1987-1997

Martin Linton (Lab, St Mary's Park, 1971-1982)
MP for Battersea 1997-2010

Fiona Mactaggart (Lab, Shaftesbury, 1986-1990)
MP for Slough 1997-2017

Max Madden (Lab, Graveney, 1971-1974)
MP for Sowerby Feb 1974-79; MP for Bradford West 1983-97

Shona McIsaac (Lab, Tooting, 1990-1998)
MP for Cleethorpes 1997-2010

Brian Sedgemore (Lab, Thamesfield 1971-1974)
MP for Luton West Feb 1974-79; Hackney South 1983-05

Mark Simmonds (Con, Southfield, 1990-1994)
MP for Boston & Skegness 2001-2015

John Tilley (Lab, St John, 1971-1978)
MP for Lambeth Central 1978 by-election - 1983

Anna Turley (Lab, Wandsworth Common, 2006)
MP for Redcar 2015-2019 and 2024-date

John Wakeham (Con, St John, 1968)
MP for Maldon, February 1974-1983 and Colchester South & Maldon 1983-1992

Charles Walker (Con, Balham, 2002-2006)
MP for Broxbourne 2005-2024

Mark Wolfson (Con, Putney, 1968B -1971)
MP for Sevenoaks 1979-1997

Nadhim Zahawi (Con, Thamesfield 1994, West Putney 1998-06)
MP for Stratford-on-Avon 2010-2024

Council candidates who became MPs

Gregory Barker (Tooting, 1998)
MP for Bexhill & Battle: 2001-2015

Keith Best (Tooting, 1974)
MP for Ynys Mon: 1983-1987

Simon Burns (Earlsfield, 1978)
MP for Chelmsford: 1987-1997 and 2005-2017, for Chelmsford West: 1997-2005

Ed Davey (Southfield, 1994)
MP for Kingston & Surbiton 1997-2015 and 2017-date

Mike Gapes (Southfield 1982, Parkside 1986)
MP for Ilford South 1992-2019

Sir Edward Garnier (Fairfield, 1983B)
MP for Harborough, 1992-2017

Andrew Hargreaves (Shaftesbury, 1982)
MP for Birmingham Hall Green 1987-1997

Christopher Heaton-Harris (Latchmere, 1994)
MP for Daventry 2010-2024

Peter Lilley (Roehampton, 1974)
MP for St Albans 1983-1997 and for Hitchen & Harpenden 1997-2017

Layla Moran (Latchmere, 2010)
MP for Oxford West & Abingdon, 2017-date

Tim Loughton (Latchmere, 1990)
MP for Worthing East & Shoreham 1997-2024

Peter Paice (Queenstown, 1968)
MP for South East Cambridgeshire 1987- 2015

Matthew Parris (Fairfield, 1978)
MP for West Derbyshire 1979-1985

Lisa Smart (Thamesfield, 2011B)
MP for Hazel Grove, 2014-date

Members of Parliament who became council candidates

Neil Hamilton (St Mary's Park, 2014)
Conservative MP for Tatton, 1983-1997

Summary of by-elections: 1964-2026

Ward	Date	Con%	Lab%	LD%	Oths %	Maj	swing	Outcome
Queenstown	29.04.65	14.6	61.5	17.9	6.0	43.6	Incalculable	Lab hold
Fairfield	05.05.66	19.8	51.1	27.2	2.0	23.9	Incalculable	Lab hold
Nightingale	06.10.66	64.0	23.8	11.1	1.1	40.2	10.7% Lab to Con	Con hold
Putney	15.06.67	63.4	23.1	11.9	1.6	40.3	9.9% Lab to Con	Con hold
Nightingale (2 seats)	27.06.68	83.8	16.2			67.6	7.7% Lab to Con	Con hold
Putney (2 seats)	27.06.68	82.7	17.3			65.4	11.0% Lab to Con	Con hold
St John	**06.03.69**	**34.6**	**47.1**	**6.6**	**11.0**	**12.5**	**8.6% Con to Lab**	**Lab gain**
Balham	23.03.72	44.9	47.7	0.6	6.9	2.8	3.4% Lab to Con	Lab hold
Graveney	23.03.72	22.6	69.4	0.2	7.7	46.8	0.9% Lab to Con	Lab hold
Nightingale	26.10.72	48.3	36.0	15.8		12.3	0.6% Con to Lab	Con hold
Tooting	18.04.73	28.0	66.4	5.6		38.4	4.0% Con to Lab	Lab hold
Southfield	**06.03.75**	**49.2**	**38.5**	**12.3**		**10.7**	**7.0% Lab to Con**	**Con gain**
Graveney	22.01.76	34.9	44.7	15.4	5.1	9.8	11.9% Lab to Con	Lab hold
Southfield	**10.06.76**	**50.5**	**31.1**	**6.6**	**11.8**	**19.4**	**11.4% Lab to Con**	**Con gain**
Furzedown	**04.11.76**	**47.6**	**35.0**	**6.7**	**10.7**	**12.6**	**15.2% Lab to Con**	**Con gain**
Putney	09.12.76	61.5	17.4	14.3	6.7	44.1	8.3% Lab to Con	Con hold
Roehampton	03.07.80	16.8	58.9	21.6	2.8	37.3	6.4% Lab to L	Lab hold
West Putney	16.10.80	46.6	42.2	11.2		4.4	8.1% Con to Lab	Con hold
St John	23.10.80	16.0	54.5	26.6	2.9	27.9	10.3% Lab to L	Lab hold
Latchmere	14.05.81	14.0	77.0	2.8	6.2	63.0	18.7% Con to Lab	Lab hold
Furzedown	22.07.82	43.0	41.9	15.0		1.1	0.7% Con to Lab	Con hold
East Putney	28.07.83	54.5	23.6	20.3	1.7	30.9	4.0% Con to Lab	Con hold
West Hill	13.10.83	44.7	42.2	13.1		2.5	4.8% Con to Lab	Con hold
Earlsfield	**13.10.83**	**21.5**	**34.6**	**41.2**	**2.6**	**6.6**	**4.1% Lab to L/All**	**L/All gain**
Fairfield	25.10.84	37.4	53.2	7.6	1.8	15.8	4.9% Con to Lab	Lab hold
St John	27.06.85	20.6	54.6	9.2	15.5	34.0	5.1% Con to Lab	Lab hold
Southfield	19.11.87	47.6	42.7	9.1	0.6	4.9	0.8% Lab to Con	Con hold
Springfield	28.09.89	55.2	38.9	1.4	4.5	16.3	2.3% Lab to Con	Con hold
West Putney	12.12.91	56.3	36.9	6.8		19.4	4.2% Con to Lab	Con hold
West Putney	02.07.98	61.1	29.6	7.6	1.8	31.5	1.6% Con to Lab	Con hold
Balham	01.07.99	57.5	30.2	6.3	6.0	27.3	2.2% Lab to Con	Con hold
Thamesfield	30.06.11	45.5	31.5	16.8	6.2	14.0	13.6% Con to Lab	Con hold
Southfields	29.03.12	49.1	40.3	5.9	4.7	8.8	8.8% Con to Lab	Con hold
Earlsfield	07.05.15	49.9	36.4	4.3	9.4	13.5	4.5% Lab to Con	Con hold
Tooting	18.08.16	25.7	58.5	10.6	5.2	32.8	8.2% Con to Lab	Lab hold
Queenstown	10.11.16	33.9	53.3	8.6	4.2	19.4	10.1% Con to Lab	Lab hold
Thamesfield	09.11.17	48.9	28.2	15.9	7.0	20.7	5.9% Con to Lab	Con hold
Furzedown	20.06.19	18.4	49.0	24.0	8.6	25.0	17.55% Lab to LD	Lab hold
Bedford	06.05.21	31.7	48.3	5.5	14.5	16.6	1.2% Con to Lab	Lab hold
Bedford	25.11.21	40.2	40.2	6.0	13.6	0.0	7.1% Lab to Con	Lab hold
Tooting Broadway	14.07.22	21.4	62.2	4.1	12.4	40.8	0.7% Lab to Con	Lab hold
Tooting Broadway	18.01.24	19.3	67.3	4.0	9.3	48.0	2.75% Con to Lab	Lab hold
West Putney	**02.05.24**	**45.3**	**37.5**	**7.0**	**10.1**	**7.8**	**4.05% Lab to Con**	**Con gain**
Trinity	20.08.26	43.6	47.5	2.3	6.7	3.9	0.45% Con to Lab	Lab hold

Ward electorates and turnout

Battersea electorates: 1900-1945

Ward	1900	1903	1906	1909	1912	1919	1922	1925	1928	1931	1934	1937	1945
Bolingbroke	3,385	3,487	4,525	4,569	4,274	8,998	9,073	9,183	9,115	10,067	9,840	10,111	11,237
Broomwood	3,275	3,616	4,525	4,681	4,750	9,513	9,585	9,958	10,129	11,206	11,252	11,542	15,074
Church	3,251	3,280	4,354	4,396	3,300	7,090	7,322	7,561	7,557	7,919	8,090	7,693	7,633
Latchmere	3,129	3,246	4,661	4,678	3,624	7,625	7,885	8,288	8,393	8,896	8,678	8,508	7,289
Nine Elms	4,308	4,451	6,046	5,763	4,772	10,330	10,868	11,250	11,170	11,793	11,338	10,793	7,764
Park	3,067	3,081	4,075	4,181	3,253	6,938	7,251	7,520	7,583	8,007	7,584	7,245	6,067
St John	1,432	1,438	1,718	1,728	1,560	3,276	3,453	3,578	3,526	3,854	3,836	4,230	4,897
Shaftesbury	2,969	3,022	3,848	3,875	3,259	6,635	6,748	6,859	6,781	7,122	6,940	6,844	6,712
Winstanley	3,360	3,113	4,320	4,301	3,272	7,588	7,940	8,195	8,116	8,636	8,180	7,719	7,240

Battersea turnout: 1900-1945

Ward	1900	1903	1906	1909	1912	1919	1922	1925	1928	1931	1934	1937	1945
Bolingbroke	54.6	47.5	51.7	53.8	46.0	30.1	45.8	50.8	35.7	40.3	38.2	35.7	37.8
Broomwood	49.4	49.5	59.6	58.5	45.7	33.0	49.4	53.6	38.6	45.8	43.8	40.4	41.8
Church	56.7	54.1	45.0	50.3	47.6	25.6	28.7	37.2	33.3	33.5	38.4	32.4	34.2
Latchmere	53.9	53.6	47.3	51.1	48.9	29.5	42.3	47.8	43.7	42.2	46.1	36.8	36.5
Nine Elms	46.6	45.8	40.1	45.1	38.6	22.8	25.8	31.2	32.3	27.1	32.4	27.6	29.5
Park	55.3	52.6	43.2	50.9	48.5	27.7	40.3	49.7	38.9	36.8	42.8	38.4	36.6
St John	59.5	49.3	55.5	55.8	44.1	29.7	45.8	51.9	35.7	36.3	41.9	39.2	30.8
Shaftesbury	52.7	53.2	45.1	51.9	50.4	36.2	44.4	54.4	45.8	44.5	45.1	40.4	39.1
Winstanley	52.7	51.9	45.9	47.5	42.9	23.6	23.9	30.5	25.0	29.0	35.8	31.9	30.3

Wandsworth electorates: 1900-1945

Ward	1900	1903	1906	1909	1912	1919	1922	1925	1928	1931	1934	1937	1945
Balham	5,783	7,286	8,630	9,337	9,343	22,263	23,394	25,194	26,619	28,491	27,944	28,684	34,942
Clapham North	4,808	5,218	5,934	6,167	6,214	12,830	13,486	14,061	13,887	15,146	14,694	14,351	16,126
Clapham South	3,839	4,759	6,305	6,433	6,521	13,627	14,514	15,020	15,298	16,537	16,826	18,007	22,763
Fairfield	3,726	3,958	4,287	4,182	3,991	8,670	9,065	9,416	10,225	10,964	10,553	10,250	10,782
Putney	3,789	4,652	5,454	5,600	5,721	11,566	12,885	14,470	15,748	16,538	16,296	17,032	24,803
Southfield	3,384	4,352	6,005	6,777	6,924	14,858	15,527	16,724	17,356	18,706	18,312	18,868	23,856
Springfield	3,753	4,470	5,509	6,347	6,222	14,960	16,215	17,291	17,289	18,116	18,158	18,211	22,804
Streatham	5,502	6,737	8,351	9,944	10,597	23,415	24,859	27,464	32,963	36,375	36,692	38,399	49,434
Tooting	2,105	3,174	5,053	5,956	6,091	15,452	16,333	16,758	16,900	17,361	16,672	16,528	19,780

Wandsworth turnout: 1900-1945 (* uncontested election)

Ward	1900	1903	1906	1909	1912	1919	1922	1925	1928	1931	1934	1937	1945
Balham	*	35.1	45.4	42.2	*	22.7	*	40.6	23.7	31.0	35.5	33.5	39.0
Clapham North	47.6	47.5	54.1	53.4	42.0	26.6	37.3	37.9	26.4	26.4	27.2	36.2	37.8
Clapham South	40.7	50.4	54.2	*	37.7	26.0	38.0	41.7	27.9	30.2	29.0	33.4	33.6
Fairfield	53.4	47.5	53.0	48.8	38.9	31.0	38.8	40.0	35.0	30.2	35.6	46.2	43.0
Putney	54.5	52.5	*	*	49.6	25.1	*	42.8	28.9	32.8	34.0	34.1	36.6
Southfield	50.9	48.0	45.9	38.3	35.9	23.8	32.5	40.3	27.5	26.4	28.3	33.4	40.3
Springfield	41.5	46.9	45.3	40.2	40.4	28.8	38.5	44.0	32.2	32.6	35.1	47.3	41.9
Streatham	47.6	42.9	40.5	52.0	*	35.0	39.3	46.4	25.2	25.2	29.4	29.7	37.5
Tooting	35.6	48.6	36.2	42.2	38.3	18.3	29.2	33.6	28.4	30.1	35.3	38.7	38.1

Ward electorates and turnout

Battersea electorates and turnout: 1949-1962

Ward	1949	1953	1956	1959	1962	1949	1953	1956	1959	1962
Bolingbroke	3,348	3,230	3,101	2,925	2,842	40.6	52.7	37.3	36.1	42.5
Broomwood	3,784	3,652	3,533	3,382	3,210	53.1	56.3	48.0	45.5	51.4
Church	6,166	6,091	5,887	5,390	4,706	35.7	32.7	18.9	22.6	40.0
Latchmere	6,679	6,445	6,053	5,663	4,845	37.6	34.8	22.6	25.0	31.5
Lavender	4,056	3,895	3,698	3,595	3,540	49.7	54.7	41.6	41.0	41.4
Newtown	4,058	3,975	3,769	3,834	3,949	33.7	30.8	17.1	21.2	25.2
Nightingale	8,810	8,456	8,238	7,919	7,781	50.6	54.5	38.7	42.2	37.2
Nine Elms	4,704	4,342	5,100	4,880	4,309	30.2	26.0	17.3	16.5	21.5
Park	6,263	5,899	5,640	5,424	4,860	45.0	46.8	37.6	38.3	34.9
Queenstown	6,781	6,564	6,349	6,218	5,672	35.2	30.2	18.8	23.9	25.7
St John	5,899	6,078	5,823	5,565	5,546	45.5	46.6	35.7	32.5	29.4
Shaftesbury	5,561	5,477	5,313	5,154	5,050	45.3	48.7	41.0	42.9	45.4
Stormont	5,637	5,354	5,156	4,931	4,828	50.8	59.3	46.0	44.9	40.3
Thornton	4,609	4,408	4,250	3,985	3,858	50.5	56.2	41.3	49.9	50.3
Vicarage	5,075	4,953	4,805	4,613	4,343	33.7	31.2	26.0	26.5	29.1
Winstanley	5,233	5,468	5,421	4,951	4,521	29.3	26.5	20.7	21.7	26.4

Wandsworth electorates and turnout: 1949-1962

Ward	1949	1953	1956	1959	1962	1949	1953	1956	1959	1962
Balham	11,864	11,248	11,105	10,434	9,950	46.3	54.7	46.5	48.3	43.1
Bedford	14,237	13,539	13,262	12,893	12,356	51.2	55.6	45.8	45.4	37.9
Clapham North	12,013	11,325	11,137	10,549	9,631	42.6	46.1	38.6	38.0	37.8
Clapham Sth/ Clapham Pk	13,151	13,059	12,707	11,984	11,626	47.5	50.2	42.4	42.6	40.6
Earlsfield	12,707	12,138	11,999	11,400	10,730	44.3	51.8	43.3	44.0	39.8
Fairfield	12,089	11,902	11,478	10,786	9,968	41.7	49.3	41.9	43.5	40.1
Furzedown	12,273	12,086	11,766	11,247	11,025	44.4	37.0	45.1	49.3	46.7
Graveney	14,555	13,648	13,196	13,034	12,793	47.1	52.3	43.6	44.0	46.2
Larkhall	10,527	10,071	10,161	9,306	8,644	42.9	44.7	35.4	37.4	38.2
Putney	14,745	13,975	17,561	21,897	22,502	47.8	49.3	50.5	49.9	52.1
St Leonard's	10,876	10,051	9,946	9,308	9,261	44.9	42.4	36.9	40.0	33.7
Southfield	13,246	12,629	12,087	11,504	11,051	43.5	43.5	45.6	45.1	48.8
Springfield	12,906	12,159	11,928	11,714	11,261	49.4	55.8	50.9	55.1	53.0
Streatham Common	9,590	9,001	8,839	8,528	8,742	41.6	40.4	33.8	35.4	29.9
Streatham Hill	14,095	13,228	13,073	12,613	12,796	44.9	40.9	32.5	38.0	37.0
Streatham South	10,423	9,978	9,479	9,073	8,891	45.8	41.3	34.4	37.3	27.9
Thamesfield	14,912	13,723	13,412	12,701	12,176	42.1	44.0	39.2	43.1	43.2
Thornton	13,408	12,721	13,580	13,530	12,988	46.5	51.8	44.6	42.2	46.8
Tooting	15,222	14,317	13,650	12,700	12,424	42.6	48.7	43.1	42.2	36.6
West Hill	11,726	11,712	13,808	14,797	15,353	45.7	47.9	44.7	43.6	44.3

Ward electorates and turnout

Wandsworth electorates: 1964-1998

Ward	1964	1968	1971	1974	1978	1982	1986	1990	1994	1998
Balham	10,594	10,337	10,469	9,410	9,335	9,095	9,208	9,061	9,039	9,260
Bedford	10,511	10,483	11,268	10,444	10,227	10,213	10,024	9,473	9,642	9,642
Earlsfield	10,755	10,340	10,162	9,016	6,673	6,772	6,825	6,561	6,591	6,731
East Putney					9,995	10,029	10,325	9,863	10,039	10,303
Fairfield	10,458	9,706	9,447	8,573	6,656	5,925	5,717	5,743	5,978	5,995
Furzedown	11,475	11,322	11,673	11,462	10,981	11,022	11,035	10,750	10,660	10,356
Graveney	11,353	10,569	11,009	10,671	9,938	9,817	9,822	10,012	10,105	10,533
Latchmere	10,570	8,745	9,041	9,654	7,662	7,215	8,117	8,112	8,270	8,243
Nightingale	11,756	11,310	11,969	10,807	10,293	10,072	9,996	9,223	9,411	9,544
Northcote	10,570	8,745	9,041	9,654	9,482	9,387	9,207	8,749	8,980	9,100
Parkside					6,349	6,345	6,109	5,942	5,942	5,931
Putney	13,760	14,291	15,732	15,023						
Queenstown	10,421	8,131	7,611	7,972	7,033	6,525	6,544	6,414	6,916	7,099
Roehampton	12,156	12,185	14,653	14,903	9,753	9,739	9,939	9,480	8,929	8,844
St John	10,761	9,668	9,117	8,217	8,830	8,585	8,829	9,165	9,332	9,908
St Mary's Park	10,684	11,851	10,279	10,485	8,769	8,380	8,739	8,891	9,052	9,123
Shaftesbury					10,375	10,177	10,182	9,682	9,927	10,096
Southfields	11,259	10,419	8,806	8,294	10,576	10,049	10,175	10,113	10,035	10,457
Springfield	11,355	10,997	11,603	11,131	10,023	9,962	10,339	9,982	10,488	10,658
Thamesfield	11,495	11,293	11,641	10,331	10,784	10,327	10,229	9,936	10,063	10,348
Tooting	10,704	10,079	10,263	9,859	10,560	10,265	10,454	10,073	10,103	10,261
West Hill	12,015	13,407	15,418	15,196	6,659	6,572	6,453	6,306	6,163	6,143
West Putney					10,563	10,240	9,980	9,666	9,556	9,743

Wandsworth turnout: 1964-1998

Ward	1964	1968	1971	1974	1978	1982	1986	1990	1994	1998
Balham	35.8	33.3	34.3	40.0	47.5	50.9	53.8	55.3	51.1	41.3
Bedford	32.8	30.2	30.9	32.1	43.4	43.2	49.2	55.3	48.9	40.5
Earlsfield	30.0	34.7	30.9	34.4	47.4	53.2	56.4	60.1	53.1	43.7
East Putney					47.9	51.5	48.8	53.8	45.3	35.7
Fairfield	30.5	29.8	37.1	27.9	50.0	52.3	55.8	64.7	58.4	44.5
Furzedown	34.1	34.9	49.0	35.7	45.2	43.5	50.7	57.9	51.5	42.7
Graveney	32.2	35.4	39.1	27.3	27.3	39.9	47.7	47.3	48.3	34.6
Latchmere	24.7	26.4	44.2	25.2	37.6	42.0	45.6	53.4	45.8	31.7
Nightingale	34.2	32.4	33.8	34.0	40.2	47.2	40.9	56.1	48.2	41.5
Northcote	40.6	37.2	41.1	41.1	46.2	53.4	53.6	57.6	50.1	40.5
Parkside					54.8	57.2	60.4	63.3	56.2	45.3
Putney	39.9	39.1	43.2	43.2						
Queenstown	20.4	19.8	35.9	24.2	46.3	40.8	44.6	53.4	46.8	37.8
Roehampton	43.0	41.6	48.8	43.0	34.5	51.9	54.0	56.8	51.1	37.7
St John	31.0	31.6	36.9	28.8	41.5	42.1	43.0	48.3	45.2	34.3
St Mary's Park	35.2	34.5	43.7	32.6	46.5	48.0	49.2	57.1	50.3	40.3
Shaftesbury					47.7	46.7	46.3	58.4	49.0	37.8
Southfields	38.2	39.4	39.2	37.3	52.1	51.2	58.2	62.2	56.4	44.2
Springfield	41.0	34.4	44.6	38.9	51.2	52.7	52.8	57.6	50.9	41.8
Thamesfield	41.1	36.0	43.3	44.3	40.5	53.6	54.7	58.1	49.5	40.7
Tooting	30.5	31.9	52.3	31.8	51.8	43.0	46.8	52.0	46.1	34.6
West Hill	43.7	39.6	46.9	43.4	52.6	54.5	55.8	61.6	55.3	41.7
West Putney						55.6	57.0	59.8	49.5	38.5

Ward electorates and turnout

Wandsworth electorates and turnout: 2002-2018

Ward	2002	2006	2010	2014	2018	2002	2006	2010	2014	2018
Balham	10,615	10,999	11,844	11,518	11,283	27.5	32.4	67.1	34.6	46.3
Bedford	10,463	11,071	11,737	11,405	11,214	28.6	34.2	64.8	39.5	46.1
Earlsfield	10,536	11,161	11,619	12,541	11,808	32.4	30.8	64.5	38.3	49.3
East Putney	10,888	11,096	11,862	12,007	11,882	27.7	32.5	61.6	35.8	41.1
Fairfield	10,321	10,954	11,746	11,364	11,038	26.3	30.1	63.2	31.8	39.7
Furzedown	10,430	10,548	11,032	11,382	11,177	37.0	44.0	65.7	43.7	45.4
Graveney	10,737	10,798	11,354	11,515	11,105	30.0	38.2	63.2	38.1	40.0
Latchmere	10,174	10,226	10,802	11,409	11,169	26.8	38.0	57.6	34.9	37.0
Nightingale	10,895	11,157	11,682	11,404	11,443	31.6	32.2	68.8	36.4	49.3
Northcote	10,714	10,899	11,630	11,013	10,407	28.3	32.9	66.6	33.3	42.7
Queenstown	9,849	10,558	12,006	12,083	12,977	28.2	34.7	56.4	35.8	38.3
Roehampton and Putney Heath	10,276	10,952	11,043	11,034	9,736	33.0	32.4	50.4	35.0	36.1
St Mary's Park	10,366	11,039	12,319	12,851	13,160	26.3	30.1	58.5	33.5	43.6
Shaftesbury	10,770	10,816	11,483	11,303	10,856	24.6	30.9	62.7	33.0	42.5
Southfields	10,983	11,306	12,304	12,752	12,918	31.8	35.9	65.1	39.7	48.9
Thamesfield	10,155	10,980	11,927	12,056	12,139	31.8	34.9	67.5	37.5	43.1
Tooting	11,105	11,103	11,683	12,126	11,657	26.6	37.0	62.6	41.6	39.1
Wandsworth Common	10,039	10,296	10,762	10,658	10,196	31.5	37.6	69.8	39.2	47.6
West Hill	10,829	10,918	12,076	12,161	11,747	32.8	30.1	56.1	37.4	51.1
West Putney	10,219	10,365	10,908	11,447	11,214	31.5	34.5	62.3	37.6	44.0

Wandsworth electorates and turnout: 2022-date

Ward	2022	2026	2022	2026
Balham	12,462	12,587	42.2	52.5
Battersea Park	12,826	12,502	32.6	40.4
East Putney	12,297	12,288	41.3	52.9
Falconbrook	7,696	7,365	30.5	37.6
Furzedown	12,112	12,258	38.9	48.2
Lavender	8,610	8,680	38.0	45.9
Nine Elms	2,847	4,567	31.1	35.7
Northcote	8,695	8,914	48.4	56.6
Roehampton	11,133	11,303	33.6	42.2
St Mary's	10,327	11,269	39.5	45.3
Shaftesbury and Queenstown	10,917	10,791	31.4	37.2
South Balham	7,633	7,688	46.4	52.8
Southfields	8,863	8,836	47.4	58.5
Thamesfield	11,979	12,364	44.5	53.3
Tooting Bec	12,146	12,296	37.0	46.1
Tooting Broadway	11,923	11,876	34.3	44.6
Trinity	8,198	8,366	52.3	53.7
Wandle	7,546	7,766	47.5	50.5
Wandsworth Common	11,250	12,002	46.7	49.8
Wandsworth Town	13,010	13,151	44.8	48.1
West Hill	11,408	11,428	48.9	51.9
West Putney	12,025	12,022	48.0	51.7

Index of Candidates

Names in **bold print** denote that the candidates in question were elected as councillors; subsequent dates show which year(s) they stood for election, year(s) in bold show in which elections they were successful. The letter B after an election year (eg. 1976B) denotes that contest to have been a by-election. During the period 1959-1964 there were two Thornton wards: one in Battersea borough and one in Wandsworth. Hence the use of Thornton (B) for Battersea and Thornton (W) for Wandsworth.

A

Aarons, L. (Comm) Winstanley: 1962
Abbott, F. (MR) Broomwood: **1909, 1912, 1919, 1922, 1925, 1928, 1931, 1934, 1937, 1945**
Abbott, F. (MR) Winstanley: 1931; Shaftesbury: 1937; Bolingbroke: **1945;** (Con) Nightingale: **1949, 1953, 1956, 1959**
Abbott, F. (MR) Nine Elms: 1945
Abel, R. (Prog) Winstanley: **1906**
Abell, Antony P.N. (Ref) Battersea Park: 2026
Abid, Choudry (Ind) Southfield: 2012B
Abouzahra, Sami K. (Con) Battersea Park: 2022, Balham 2026
Abrahams, J. (MR) Park: 1925
Abuali, Areej (Grn) Northcote: 2026
Acres, Gary J. (NF) Latchmere: 1978
Ackhurst, Peter J. (Lab) Fairfield: **1971;** Roehampton: **1974,** 1998
Adams, A. (Lab) Streatham: 1928; Springfield: 1931
Adams, A. (Lab) Vicarage: **1956, 1959**
Adams, G. (Prog) St John: 1903, 1906
Adams, H. (Lab) Springfield: 1937
Adams, Harold (Con) Springfield: **1959,** 1962
Adams, Nicholas P. (Lab) Thamesfield: **1974;** Tooting: **1978, 1982**
Adams, T. (Lab) Tooting: **1949**
Adams, W. (Prog) Bolingbroke: 1900; Nine Elms: **1903, 1906**
Adams, W. (Lab) Southfield: 1937
Adam-Smith, Matthew A. (LD) Balham: 1994
Addison, W. (L) Streatham Hill: 1953
Adejobi, Edith A. (Lab) Lavender: 2026
Adkins, W. (MR) Putney: **1925, 1928, 1931**
Aherne, Elaine M. (Lab) West Putney: 1994
Ahmed, Anna M.L. (LD) Southfield: 1998; Southfields: 2002, 2006, 2010, 2014
Ahmed, Shakeel (Con) West Putney: **2026**
Ahrens, F. (Lab) Clapham South: 1934, 1937
Aitken, J. (Ind) Bolingbroke: 1900
Ainsworth, Edward (Lab) St Mary's Park: 2006
Ainsworth, G. (Con) Earlsfield: 1953
Ainsworth, H. (Lab) Streatham: 1919
Ainsworth, Peter M. (Con) Balham: **1986;** Shaftesbury: **1990**
Akinola, Kemi (Lab) Graveney: **2018;** Tooting Broadway: **2022, 2026**
Al-Ameen, Remi (Lab) Shaftesbury: 2014
Al Qadhi, Elizabeth (SDP All) Parkside: 1982
Alatan, Samuel A. (Con) Tooting: 1986
Aldridge, P. (Mod) Balham: **1903**
Aldridge, W. (MR) Winstanley: 1919
Aldwinckle, Jonathan J. (Ref) Battersea Park: 2026
Aldworth, A. (Lab) Putney: 1925
Alexander, A. (Lab) Southfield: 1922, 1928
Alexander, H. (Lab) Springfield: 1922; Fairfield: 1925, 1928, **1934, 1937, 1945, 1949**
Alexander, I. (Lab) Park: 1959
Alexander, Jonathan J. (LD) Latchmere: 2018
Alexander, Lesley J. (Lab) Bedford: 1990
Allan, J. (Con) Streatham South: **1949, 1953, 1956**
Allan, Lucy (Con) Southfields: **2006, 2010**
Allder, A. (Lab) Tooting: 1912
Allen, A. (MR) Balham: **1928, 1931**
Allen, B. (Con) St John: 1953
Allen, Bevill (Prog) Tooting: **1903**
Allen, Ernest S. (L All) St John: 1986
Allen, F. (Rate) Putney: **1919,** (MR) **1922, 1925; 1928**
Allen, F. (MR) Church: 1928, 1937; Nine Elms: 1931, 1934
Allen, H. (MR) Bolingbroke: **1922**
Allen, J. (Lab) Tooting: 1922. 1925, 1928
Allen, J. (MR) Streatham: **1945**
Allen, L. (Lab) Nightingale: 1949; Park: 1953; Vicarage: **1956, 1959, 1962**
Allen, Piers R. (LD) Springfield: 1990
Allen, Richard C.H. (LD) Northcote: 1998
Allen, William R.V. (Con) Latchmere: 1964
Allin-Khan, Rosena C. (Lab) Bedford: **2014**
Allnutt, J. (Con) St John: 1962
Allnut, J. (MA) Nine Elms: **1900,** 1903, **1906, 1909**
Allpass, J. (Rate) Streatham: 1909
Allsop, J. (MR) Southfield: **1912,1919;** Springfield: **1922, 1925**
Allum, F. (Rate) Balham: 1906
Almeida Goodwin, Marcia (Grn) Wandle: 2022
Alton, G. (Lab) Putney: 1925, 1928
Alton, T. (Prog) Latchmere: **1903;** Bolingbroke: 1906
Alves Carreiro, Bruno (Ref) Thamesfield: 2026
Ambache, Jeremy N. (SDP All) East Putney: 1982, 1983B; Southfield: 1986, 1987B, (LD) 1990; Graveney: 2006, 2010; Roehampton & Putney Heath: **2014, 2018;** West Putney: **2022**
Amer, H. (Con) Queenstown: 1956
Ames, Alexandra E. (LD) Battersea Park: 2026
Ames, B. (MA) Nine Elms: 1903 (MR) 1906
Amey, A. (Lab) Park: **1937,** 1953; Bolingbroke: **1945, 1949**
Amini, Tahira (Grn) West Putney: 2022
Amole, Rasaki A. (Lab) Southfield: 2006
Amos, David R. (Lab) Queenstown: 1998
Amphlett, T. (MR) Latchmere: **1925,** 1928
Anderson, Crawford (Con) Trinity: 2022
Anderson, F. (Lab) Clapham Park: 1953, 1956; Thornton (W): 1959
Anderson, Fleur K. (Lab) Nightingale: 2006; Bedford: 2010, **2014, 2018**
Anderson, Jessica (Ref) East Putney: 2026
Anderson, John (Mod) Tooting: **1900**, (Ind) **1906, 1909, 1912**

Anderson, Robert D. (LD) St Mary's Park: 2018
Anderton, Carol (Lab) West Hill: 2006
Andrew, D. (MR) Latchmere: 1934
Andrews, D. (MA) Church: 1906
Andrews, D. (Con) West Hill: **1949, 1953, 1956**
Andrews, J. (MR) Winstanley: 1922
Andrews, W. (Prog) Latchmere: **1903, 1906,** 1909, **1912,** (Lab) **1919;** Nine Elms: **1925**
Andrews, W. (Prog) Broomwood: 1912
Andrews, W. (Comm) Church: 1931
Angas, Elizabeth (Grn) West Putney: 1986
Angus, Jamie M. (LD) West Hill: 1998
Angwin, Colin P. (Con) Southfield: 1964
Anifowoshe, Victoria (Lab) Fairfield: 2002; East Putney: 2006
Annable, C. (Con) Balham: **1949**
Annan, Juliana A.K. (Lab) Fairfield: 2018; Battersea Park: **2022**
Ansell, L. (MR) Fairfield: 1945
Anthony, Peter E.J. (Con) Furzedown: 2010; Roehampton & Putney Heath: 2014
Antonacci, Jonathan (Grn) Falconbrook: 2026
Aplin, I. (MR) Latchmere: 1922
Apps, Charmian (L) Northcote: 1968
Apps, Sara L.B. (Lab) Shaftesbury & Queenstown: **2026** (see also Sara Linton-Apps)
Aram, H. (MR) Southfield: **1925, 1928, 1931, 1934, 1937,** 1945
Archbold, E. (Lab) Tooting: 1922
Archer, John (Prog) Latchmere: **1906,** 1909, **1912;** (Lab) Latchmere: **1919;** Park: 1925; Nine Elms: **1931**
Archer, Nicholas (Con) Latchmere: 1994
Arden, Karina J. (Con) East Putney: **1978**
Arding, H. (MA) Bolingbroke: **1900**
Argent, E. (Prog) St John: 1900; (Ind Prog): Church: 1903
Aris, E. (Lab) Nightingale: 1953
Aris, L. (Lab) Nightingale: 1953
Arkley, R. (Lab) Thornton (W): 1949; Clapham North: **1953**
Armour, Kenneth J. (Ind) St John: 1968
Arms, Eileen R. (LD) Tooting: 2016B; Wandsworth Common: 2018, 2022, 2026
Armstrong, Tom (Lab) Balham: 2026
Arndt, Annabel C. (Lab) Earlsfield: 1998
Arnold, G. (Con) Southfield: 1949
Arnold, N. (Con) Church: 1962
Arnould, P. (Lab) Lavender: **1962**
Arrach, B. (Lab) Streatham Hill: 1956
Arran, M. (Lab) Tooting: 1925, 1928
Arrow, C. (MR) Putney: **1922, 1925**
Arseneault, A. (Con) St Leonard's: **1949**
Arthurs, B. (Con) Earlsfield: 1959
Asante, Victoria O. (Lab) Battersea Park: **2026**
Ash, Ronald F. (MR) Balham: 1945; (Con) Bedford: **1949, 1953, 1956, 1959, 1962;** Nightingale: **1964, 1968;** Alderman: **1968**
Ashby, H. (MR) Winstanley: 1934; (Con) Broomwood: **1953, 1956, 1959,** 1962
Ashby, P. (MR) Nine Elms: 1919
Ashby, W. (MR) Park: **1912**; Bolingbroke: **1919**
Ashcroft, W. (MR) Latchmere: **1909, 1912,** 1919
Ashdown, C. (Mod) Balham: **1900**
Ashcroft, W. (Ind Prog) Church: 1903; (MA) Latchmere: 1906
Ashley, F. (Lab) Streatham: 1934
Ashurst, Anthony (Lab) Thamesfield: 2026
Asif, Munawar (LD) Nightingale: 2010
Astill, John E. (MA) St John: **1900, 1903,** (MR) Shaftesbury: **1909,** 1912
Atkin, Tim (LD) Furzedown: 2026
Atkins, Charlotte J.S. (Lab) Nightingale: 1978; Graveney: **1982**
Atkins, K. (Lab) Clapham South: 1931
Atkinson, James F. (Lab) Thamesfield: 1968
Atkinson, Peter L. (Con) St Mary's Park: **1978,** Earlsfield: 1982
Atkinson, Vernon C. (NF) St John: 1978; Latchmere: 1982
Attree, Shirley (NF) Roehampton: 1980B
Attridge, J. (Prog) Latchmere: 1909
Auborn, C. (Prog) Latchmere: 1909
Auborn, G. (MA) Park: 1903
Austin, A. (Lab) St John: **1937**
Austin, Caroline M.G. (Grn) St Mary's Park: 1994, 1998; Queenstown: 2006; East Putney: 2010; Shaftesbury: 2014; Northcote: 2018
Austin, Nick (Con) West Putney: **2024B, 2026**
Axby, Elaine (Lab) Tooting: **1990**
Aylott, R. (Lab) Streatham: 1931, 1937
Ayonrinde, Chief Bernadina (Lola) I.T. (Con) Latchmere: 1990; Balham: **1994, 1998, 2002**
Ayres, Finna J. (Lab) East Putney: 1994, 2018, **2022;** West Putney: 2014
Ayris, J. (Prog) Balham: 1919
Ayshford, F. (MR) Southfield: **1919, 1922, 1925, 1928, 1931, 1934, 1937**

B

Babington-Smith, Alan (Con) Queenstown: 1982
Backhouse, W. (Lab) Putney: 1919; Southfield: 1922, 1925
Backwell, Dimitri R. (LD) St Mary's: 2026
Bailey, A. (Prog) Broomwood: 1903
Bailey, A. (Lab) Clapham South: 1934
Bailey, A. (Lab) Winstanley: **1925, 1928, 1931, 1934**
Bailey, OliverA. (LD) Earlsfield: 2014, 2015B
Bailey-Morgan, Liam (Grn) Tooting: 2018
Baillie-Crossman, Frances R. (Eco) Northcote: 1982
Baines, J. (Rate) Putney: **1919**
Baines, T. (MR) Streatham: **1906**
Baird, T. (Prog) Putney: 1903
Baker, A. (MR) Church: 1922
Baker, B. (Lab) Graveney: **1956**
Baker, B. (Con) St Leonard's: **1953**
Baker, F. (MR) Winstanley: 1922
Baker, G. (MR) Park: 1925
Baker, Harriet (Con) Graveney: 2014
Baker, J. (Lab) Clapham North: 1962
Baker, K. (MR) Broomwood: **1928, 1931, 1934, 1937, 1945,** (Con) **1953, 1956, 1959**
Baker, K. (L) Broomwood: 1962
Baker, N. (Lab) Putney: 1928

Baker, N. (Comm) Church: 1931
Baker, Robert W. (Grn) Balham: 2002
Baker, S. (MA) Church: 1906, (MR) **1909,** 1912; Park: 1919; Bolingbroke: **1922**
Baker, Stella (Grn) Queenstown: 2016B, 2018
Baker, Tom (Lab) Bedford: 2010
Baker, W. (Lab) Latchmere: 1909
Baker, W. (Lab) Putney: 1928
Bakewell, Francis W. (Con) Clapham North: 1959; Balham: **1967B, 1968**
Balkan, Alexander A. (SDP) Tooting: 2016B
Ball, Caroline J. (L) Queenstown: 1968
Ball, George E. (L) Queenstown: 1968
Ball, T. (Prog) Clapham South: 1903, 1906
Ball, T. (MR) Balham: 1919, **1922, 1925, 1928, 1931, 1934**
Ballantine, Dorothy E. (Lab) Springfield: 1990
Ballantine, William J. (Lab) Springfield: **1964;** Earlsfield: 1968, **1971, 1974, 1978, 1982**
Bancutt, Catherine E. (L All) Nightingale: 1982
Banerji, Reetan (L Demcorat) Bedford: 2021B
Banfield, W. (MR) Clapham South: 1945
Bangay, H. (MR) Church: **1931**
Bankole, Michael (Grn) Tooting Broadway: 2026
Banks, L. (Lab) Clapham North: 1928, 1931, 1934, 1937
Banks, M. (Con) Springfield: 1962
Banwell, A. (MR) Shaftesbury: 1945; (Con) Stormont: 1953
Banwell, F. (MR) Winstanley: 1934; Shaftesbury: 1937; Bolingbroke: 1945; (Con) Stormont: **1949**
Barber, H. (MR) Shaftesbury: 1922, 1925; Bolingbroke: **1934, 1937**
Barber, H. (Municipal |Reform) Winstanley: 1934
Bardwell, J. (Con) Queenstown: 1949
Barker, A. (Soc) Tooting: 1903, 1906, 1909, 1912
Barker, A. (Lab) Larkhall: **1953, 1956, 1959, 1962**
Barker, C. (Lab) Broomwood: 1922
Barker, F. (Lab) Streatham: 1931
Barker, Gregory L.G. (Con) Tooting: 1998
Baker, K. (Con) Broomwood: 1953
Barker, W. (MR) Balham: **1937, 1945**
Barley, Michael L. (Lab) Latchmere: **1982, 1986**
Barlow, William (Lab) Balham: 1962
Barnard, E. (Con) Vicarage: 1949
Barnard, W. (MA) Park: 1906
Barnett, John E. (LD) Shaftesbury: 1998
Barnes, Brian G. (Ind) Queenstown: 2006, (Grn) Queenstown: 2010, 2014
Barnes, E. (Soc) Springfield: 1909
Barnes, F. (Prog) Church: 1909
Barnes, Howarth (Prog) St John: 1900; Bolingbroke: 1906
Barnes, J. (Soc) Springfield: 1909
Barnes, T. (Ind) Clapham Park: 1959, 1962
Barnsley, Alwyn J. (Con) West Hill: 1964, **1968, 1971**
Baron, Chris (Con) Wandle: **2026**
Baron, M. (Lab) Streatham Hill: 1949
Barr, Andrew F. (Comm) Balham: 1972B
Barratt, F. (MR) Park: 1937
Barratt, Julian (LD) Springfield: 1994
Barratt, Robin A. (Con) Southfield: 1971
Barratt, T. (MR) Church: 1925
Barrett, Alan H. (Lab) Queenstown: **1968**
Barrett, F. (MR) Church: 1928
Barrett, T. (MA) Park: 1903
Barrington, Charles (Prog) Church: **1912,** (Lab) St John: 1922; Church: **1925, 1928; 1931, 1934, 1937**
Barron, J. (MR) Southfield: **1919, 1922, 1925, 1928**
Barrow, Bryan P. (Con) Earlsfield: **1978**
Barrow, Margery E. (Con) Shaftesbury: 1964
Barrow, W. (MR) Shaftesbury: 1919, 1922
Barry, Jane M. (Con) Shaftesbury: 1978
Barry, Patricia E. (Con) Roehampton: 1986
Barry, Suzy (Grn) Earlsfield: 1990
Bartholomeou, Jo (Grn) Shaftesbury & Queenstown: 2026
Bartlett, D. (Lab) Clapham North: 1900
Bartlett, Michael R. (Ind) Bedford: 1994
Barton, Alfred H. (Lab) Putney: 1945; Thamesfield: 1949, 1962; Southfield: **1964,** 1968
Barton, H. (L) Southfield: 1949
Barton, J. (L) Streatham Common: 1956
Barton, S. (Lab) Springfield: 1931
Barton-Singer, Gabriel B. (LD) Thamesfield: 2022; East Putney: 2026
Barton-Singer, Rebecca D.A. (LD) East Putney: 2026
Bartup, Bruce J. (Grn) Graveney: 1990
Barwell, W. (Mod) Balham: **1900**
Barwick, J. (Lab) Southfield: 1928
Bashford, J. (Lab) Thamesfield: 1949
Bassett, Miles A.F. (Con) Graveney: 2018
Bassett, Richard (Con) Latchmere: 1994
Bastiman, Philip D. (Con) St Mary's Park: **1990, 1994**
Bastin, Robert B. (Brian) (Lab) Southfield: **1962;** Roehampton: **1964, 1968;** Tooting: **1974**
Batal, Toufic (Con) Furzedown: 2002
Bate, M. (Prog) Clapham North: 1909
Bate, Ryan S.R. (LD) West Hill: 2010
Bates, C. (Con) Queenstown: 1953
Bates, D. (Con) Nightingale: **1959, 1962**
Bates, M. (Con) Queenstown: 1953
Bates, R. (Con) Nine Elms: 1949
Bates, W. (MR) Balham: **1909**
Bath, Ali (Ref) East Putney: 2026
Bath, Imogen L. (Con) Shaftesbury & Queenstown: 2026
Batten, Hugh C. (L) Southfield: 1968
Battley, J. (Lab) Clapham North: 1934
Battley, P. (Lab) Earlsfield: **1956**
Baugh, F. (National Democrat) Church: 1919
Baverstock, Paul A. (Lab) Springfield: 1998; West Putney: 1999B
Baxter, Jennifer (L) Latchmere: 1974
Baylais, F. (MR) Shaftesbury: 1934
Baylais, F. (MR) Winstanley: 1934; Shaftesbury: 1937, 1945
Bayman, Bob (Lab) Springfield: 1998
Bean, Stuart (Lab) Fairfield: 1998
Beasleigh, F. (Lab) Thornton (B): 1956
Beard, G. (Lab) Tooting: 1903
Beare, G. (MR) Clapham North: **1931, 1934, 1937**

Beasleigh, F. (Lab) Broomwood: 1959; Nightingale: 1962
Beattey, A. (Lab) Southfield: 1919
Beavan, Jake M. (LD) Northcote: 2014
Beckford, Fitzroy (Lab) Fairfield: 2010
Beddows, Philip W. (Con) Shaftesbury: **1998;** Northcote: **2002, 2006**
Beecher, T. (Lab) Bedford: 1956
Beese, E. (MR) Shaftesbury: 1928, 1931
Begum, Shanaj (Grn) East Putney: 2026
Bell, Andrew (Lab) Springfield: 1986
Bell, H. (MR) Bolingbroke: **1906**
Bell, Kathleen (L) Roehampton: 1978
Bell, Michael J. (Lab) Nightingale: 1998
Bell, W. (Lab) Streatham: 1919
Bell-Sayer, F. (MR) Latchmere: 1928
Bellamy, Arthur (MR) Putney: **1922, 1925, 1928, 1931, 1934**
Belshaw, G. (MR) Winstanley: 1919
Belsher, A. (MR) Springfield: **1922**
Belton, Anthony J. (Lab) Northcote: **1971;** Alderman: **1974;** Graveney: **1978;** Latchmere: **1982, 1986, 1990, 1994, 1998, 2002, 2006, 2010, 2014, 2018;** Battersea Park: **2022, 2026**
Benn, A. (MA) St John: **1906, 1909**
Bendall, Huw (Lab) Nightingale: 1986
Benest, Ellen K. (L) Latchmere: 1968
Benians, Patricia (Lab) Thamefield: **1974;** St Mary's Park: **1982;** Balham: 1986
Bennet, Robin N. (Grn) Fairfield: 2010
Bennett, A. (MR) Clapham North: **1909**
Bennett, A. (Lab) Streatham: 1945
Bennett, C. (Lab) St John: **1949**
Bennett, H. (Lab) Balham: **1945**
Bennett, Mark (UKIP) Tooting: 2014
Bennett, Mark G. (LD) Latchmere: 2018; Shaftesbury & Queenstown: 2026
Benning, F. (MR) Park: **1922**
Benson, Julie (LD) Nightingale: 1990; Balham: 1994; Earlsfield: 1998
Benton, Paul H. (LD) Thamesfield: 2018, 2022
Berbidge, Peter (NF) St Mary's Park: 1978
Beresford, C. (Lab) Streatham: 1925
Beresford, Sir Paul A. (Con) Thamesfield: **1978, 1982, 1986, 1990**
Beresford, R. (Lab) Streatham: 1928, 1931
Beresford, Toby (Con) St John: **1998**
Berg, H. (Con) West Hill: **1949**
Berger, I. (Lab) St Leonard's: 1959
Berger, George I. (LD) Tooting: 1990
Berkeley, M. (Lab) Putney: 1934
Berkowitz, D. (Lab) Bedford: 1959
Berks, H. (Lab) Balham: 1925
Berridge, E. (MR) Fairfield: 1934
Berrill, Paul (Lab) East Putney: 1986
Berry, A. (Con) Larkhall: 1953
Berry, J. (MA) Latchmere: 1903
Berry, Norman R. (Con)Tooting: 1959; Bolingbroke: 1962; Bedford: **1964, 1968,** 1971, 1974
Berry, Sebastian P. (Grn) Shaftesbury: 2002
Berryman, David A. (LD) Parkside: 1998
Berwick, William A. (Con) Northcote: 1964, **1968**
Best, Keith L. (Con) Tooting: 1974
Best, N. (Lab) Balham: 1919; Tooting: 1922
Beswick, Frank (Lab) Clapham North: 1937
Betts, G. (Lab) Fairfield: 1931, **1934, 1937**
Betts, Lewis (Grn) Bedford: 1994
Bevan, P. (Lab) Broomwood: 1928, 1931
Beverley, S. (Lab) Southfield: 1931
Bevis, L. (Con) Bolingbroke: 1956; Lavender: **1959;** Latchmere: 1962
Bevis, W. (MR) Broomwood: 1934
Bhat, Ashok V. (Lab) Balham: 1986
Bhatti, Nowsheen (LD) Graveney: 2006
Bickers, Harry G. (Lab) Queenstown: **1953, 1956, 1959, 1962**; (L) Shaftesbury: 1964, 1968
Bieniek, Stephen P. (LD) Graveney: 2018; Tooting Broadway: 2022
Bigden, H. (MA) Bolingbroke: **1900, 1903;** (MR): **1906, 1909, 1912**
Biggs, A. (Prog) Southfield: 1906
Billington, E. (MR) Nine Elms: 1919
Binder, Sarah J.L. (Con) East Putney: **2018**
Bingle, Peter J. (Con) Thamesfield: **1982, 1986**
Binks, G. (Lab) Broomwood: 1937
Birchall, Rosemary J. (Con) Wandsworth Common: **2018, 2022**
Bird, Roger N. (Con) Thamesfield: **1998; 2002**
Bird, Steven E. (SDP All) West Hill: 1982
Birdseye, Dennis G. (Comm) Latchmere: 1971
Bishop, B. (Con) Graveney: 1949
Bishop, Catherine J. (Con) Fairfield: 1974
Bishop, Graham P. (Con) Fairfield: 1974
Bishop, W. (Ind) Putney: 1900
Biss, J. (Lab) Winstanley: **1922, 1925, 1928, 1931**
Bist, K. (MR) Nine Elms: 1937
Blaber, C. (Lab) Tooting: 1912
Black, Allan (Lab) Northcote: 1974
Black, Terence W. (Ind) Southfield: 1986
Blackburn, J. (MR) Latchmere: 1919, 1922; St John: **1925, 1928**
Blackford, D. (Comm) Church: 1931
Blackmore, A. (Lab) Streatham: 1931
Blackwell, L. (UWM) Winstanley: 1931
Blackwell, L. (Lab) Park: 1949
Blackwell, Thomas M. (UKIP) Earlsfield: 2015B
Blair, James A.T. (Renew) Nightingale: 2018
Blake, David (L All) Tooting: 1986
Blake, J. (Lab) Balham: 1919, 1925, 1928, 1931
Blake, Margaret R. (Lab) East Putney: 1978; West Putney: 1982
Blake, Mary E. (Grn) Queenstown: 1986
Bland, Jemima K.A. (LD) Shaftesbury: 2010
Blanks, Harry J. (Lab) Putney: 1964
Blastock, H. (MR) Fairfield: 1945
Blaszczyk, Daniel (Ref) West Hill: 2026
Blau, C. (Lab) Bedford: 1959; Clapham North: 1962
Blenman, E. (Lab) Streatham: 1931, 1934, 1937
Blewett, F. (Ind Soc) Winstanley: 1906
Blizard, E. (Lab) Southfield: **1919**; Springfield: 1922, 1925, 1928
Blizard, G. (Prog) Putney: 1912; (Lab) Springfield: **1919;** Fairfield: 1922, 1925, 1928
Blogg, E. (L) Tooting: 1959

Blomfield-Smith, Rosamund E. (Con) Queenstown: **1990**
Bloomfield, A. (Soc) Shaftesbury: 1909
Blower, Christine (Lab) East Putney: 1982
Blowes, Peter (Lab) Wandsworth Common: 2018
Blundell, R. (MR) Bolingbroke: **1934, 1937,** 1945
Blunt, G. (MR) Streatham: **1906**
Blythe, J. (Soc) Latchmere: 1909
Boaks, William (L) Streatham Hill: 1953, (Ind) 1956, 1962
Boddy, R. (Lab) Balham: 1928
Boles, Timothy C. (Ind) Latchmere: 1986
Bolt, W. (Prog) Clapham North: 1909; St John: 1912
Bolton, Mildred M. (L) Roehampton: 1974
Bond, Ernest C. (Lab) Park: 1959; Nightingale: 1962; Northcote: **1964**
Bond, Peter E.T. (Con) Springfield: 1971
Bonham-Carter, Gerard E.D. (L) West Hill: 1964; Parkside: 1978, (L All) 1982
Boniface, W. (MR) Putney: **1945,** (Con) **1949, 1953**
Bonney, William (MR) Clapham South: **1931, 1934, 1937**
Bonvenizer, M. (Lab) Springfield: **1962**
Booker, Maureen D. (Lab) West Putney: 1990, 1998, 2002, 2006,2010; Southfields: 2014
Booth, Sydney (Lab) Nine Elms: **1931, 1934, 1937**
Boothman, S. (Mod) Tooting: 1903
Borgars, R. (Prog) Nine Elms: **1900, 1903**
Boswell, A. (MR) Tooting: 1903
Boswell, Sheila M. (Lab) Tooting: **2010;** Southfields: 2018; Bedford: **2021Bii;** Tooting Bec: **2022, 2026**
Botting, E. (L) Graveney: 1962
Botting, Kirsten (Con) Trinity: 2022, **2026**
Bottomley, R. (MR) Shaftesbury: 1945; (Con) Stormont: 1953; Broomwood: **1956**
Boucher, Hildergard H. (L) Roehampton: 1978
Bouchier, Anthony J. (LD) Northcote: 1994
Bouchier, David I. (LD) Northcote: 1994
Bouchier-Hayes, Winifred H. (LD) West Hill: 1994
Boulton, Frederick J. (Con) Queenstown: 1978
Bovey, Susan K. (Lab) Balham: **1972B**
Bowdage, Paul S. (L) St John: 1968; Balham: 1974; Earlsfield: 1974, 1978, (L All): **1982**
Bowdage, Ruth E. (L) Fairfield: 1978
Bowden, Andrew (Con) Thamesfield: **1956;** Southfield: **1959**
Bowes, J. (Lab) St Leonard's: 1949
Bowes, Nicholas J. (Lab) Bedford: 2002; Tooting: **2006**
Bowler, E. (Lab) Broomwood: 1937
Bowler, H. (Lab) Broomwood: 1928; St John: 1931; Bolingbroke: 1934, **1945**
Bowler, W. (Lab) Bolingbroke: 1931
Bowler, W. (Lab) Broomwood: 1931
Bowley, J. (Soc) Latchmere: 1912
Boyce, J. (MR) Nine Elms: 1928
Boyd, Geoffrey (Lab) Shaftesbury: 2006, 2010
Boys, Edgar W. (Lab) Church: 1931; Latchmere: **1945, 1949, 1953, 1956, 1959**
Brabazon, Elizabeth (L All) Roehampton: 1982
Brabin, Andrew J. (LD) Shaftesbury: 1994
Bracken, Andrew J. (LD) Furzedown: 2022
Bracken, R. (Lab) Latchmere: 1909
Brackstone, C. (MR) Fairfield: 1945; (Con) Springfield: **1949, 1953;** Streatham Common: **1956, 1959, 1962**
Bradbury, Anthony .V. (Con) Balham: 1971
Bradford, C. (Ind) Springfield: 1931
Bradford, Penelope (Con) Roehampton: **2006**
Bradford, W. (MR) Park: **1912,** 1919
Bradley, F. (Lab) Fairfield: 1922; (Ind Lab) Streatham: 1925; Fairfield: 1928
Bradley, F. (Lab) Streatham: 1922
Bradley, Susan P. (Grn) Nightingale: 2014
Bradley, V. (Lab) Balham: 1962
Bradley-Barnes, E. (Con) Clapham North: 1956
Bradshaw, T. (MR) Nine Elms: 1931
Brady, E. (Con) Larkhall: 1962
Brady, J. (Lab) Southfield: 1959
Brady, J. (Ind Prog) Clapham South: 1906
Brady, James A. (Lab) Thamesfield: 1956, 1964
Braithwaite, Duncan E. (Lab) Graveney: **1982, 1986, 1990, 1994;** West Hill: 1998
Bramley, E. (L) Streatham Hill: 1962
Bramley, S. (MR) Bolingbroke: **1937**
Bramson, Michael H. (Lab) Clapham North: **1959;** Furzedown: **1964**
Brand, G. (MR) Southfield: **1937**
Brand, Philip (Comm) Tooting: 2006, 2010, 2014
Braningan, James (Grn) Lavender: 2026
Bransom, A. (Lab) Clapham North: 1928
Brass, A. (Soc) Park: 1909
Brazell, A. (MR) Church: 1922
Brazil, Julian C.M. (LD) Latchmere: 1994
Brearley, G. (L) Streatham: 1945; Furzedown: 1949
Breeze, Nicki (LD) East Putney: 2026
Brent, Gerald (Con) Tooting Broadway: 2022
Brewster, B. (Comm) Furzedown: 1949
Bridge, A. (MA) Church: 1900
Bridgeman, H. (MR) Park: 1945
Bridges, E. (Lab) Clapham North: 1928
Bridges, F. (Lab) Clapham North: 1928
Bridgett, K. (Lab) Springfield: 1922
Briggs, T. (MR) Clapham South: **1909, 1912**
Bright, W. (Lab) Streatham: 1919
Brightley, B. (Comm) Earlsfield: 1949
Brightley, W. (Comm) Earlsfield: 1959
Brightwell, J. (Lab) Putney: 1925
Briginshaw, Jane R. (Lab) Furzedown: **1998**; West Putney: 2024B; Nine Elms: 2026
Brind, Donald M. (Lab) Springfield: 1978
Britten, David J. (Renew) St Mary's Park: 2018
Broadbent, Eliza (Grn) Wandsworth Common: 2026
Broadhurst, Robert J.K. (Con) Furzedown: 2018, 2022
Brock, Frederick W. (Con) Furzedown: 1962, 1964
Brockman, Ralph (UKIP) Balham: 2014
Brogan, Thomas (Prog) Latchmere: **1906;** Nine Elms: **1909, 1912;** Church: 1925; (Ind) Winstanley: 1919
Brolly, P. (Prog) Nine Elms: **1900, 1903, 1906, 1909**
Brook, C. (Lab) Tooting: 1928

Brook, I. (Lab) Balham: 1934
Brook, Peter (L All) Shaftesbury: 1982
Brooke, J. (Con) Vicarage: 1959
Brookes, E. (MR) Balham: **1925, 1928, 1931, 1934**
Brooks, Ethan K.F. (Con) Thamesfield: **2022, 2026**
Brooks, W. (MR) Shaftesbury: 1922, 1925
Brough, J. (Prog) Streatham: 1903
Broughton, Geoffrey A. (Lab) Springfield: **1974**
Brown, A. (Prog) Nine Elms: **1900;** (Ind Prog) Shaftesbury: 1903
Brown, A. (Con) St John: 1949
Brown, Alfred (L) St John: 1968; Northcote: 1971, 1974
Brown, Byron (Grn) St Mary's: 2022
Brown, C. (MR) Springfield: **1928, 1931, 1934, 1937**
Brown, Catherine R. (LD) Bedford: 1994
Brown, Edwin (MR) Winstanley: **1909,** 1912, 1919; St John: **1922**
Brown, E. (Lab) Southfield: 1928
Brown, Frank L. (Lab) Springfield: 1986
Brown, G. (L) Southfield: 1953
Brown, Hugh P. (LD) Roehampton: 2006, 2026; Roehampton & Putney Heath: 2010, 2018; Southfield: 2014; West Hill: 2022
Brown, J. (Lab) Putney: 1937
Brown, James (Prog) Latchmere: **1900, 1903, 1906;** (Lab) Church: **1919, 1922**
Brown, John M. (Con): Tooting: 1962; Fairfield: **1974**
Brown, M. (Lab) Lavender: 1959
Brown, M. (Con) West Hill: **1949, 1953**
Brown, Nicola F. (Lab) Nightingale: 1994; Tooting: **2002;** Earlsfield: 2006
Brown, Simon E.M. (LD) Balham: 1998
Brown, Terence (Grn) West Hill: 2018; Roehampton: 2022
Brown, William F. (L) St John: 1978
Browne, Barry M.H. (Con) Fairfield: 1964
Browne, Colleen A. (Ref) St Mary's: 2026
Browne, Jenny (Con) Northcote: **2010**
Brownhill, W. (MR) Church: 1937
Browning, P.A.L. (Con) Graveney: **1968**
Brownjohn, Alan (Lab) Putney: **1962**
Brownjohn, K. (Lab) West Hill: **1962**
Bruce, J. (Prog) Bolingbroke: 1909; Church: **1912**, (Lab) **1919, 1922, 1925**
Bruce, J. (Lab) Southfield: 1922
Brueseke, Pauline J. (Lab) Roehampton: **1994,** 2002; Southfield: 1998; West Putney: 2006
Brugger, Trevor O. (Laber) Roehampton: 1978
Brummitt, India K. (Con) Furzedown: 2014
Bryans, M. (Lab) Clapham South: 1934, 1937
Bryant, Matthew (LD) Bedford: 1990; Tooting: 1994
Buchan, H. (Ind) Clapham South: 1900; (MR) Clapham South: **1909, 1912**
Buchanan, W. (Mod) Springfield: **1900, 1903**, (MR) **1906, 1909, 1912, 1919**
Buck, L. (Lab) Putney: **1962**
Buckley, Emma C. (Grn) Battersea Park: 2022
Budd, E. (Comm) Winstanley: 1949
Budd, Mary J.M. (SDP All) Graveney: 1982
Budd, V. (Con) Graveney: 1953
Budge, Peter (Grn) Northcote: 1994
Buglass, Fay V. (Con) Roehampton: 1978
Bukht, Mirza M.J. (SDP All) Tooting: 1982
Bulbeck, J. (MR) Clapham South: 1945
Bulcraig, H. (Ind) Clapham North: 1900; (Prog) **1903;** (Ind) Clapham South: **1909,** 1912
Bull, G. (MA) Park: 1962
Bull, M. (MR) Park: 1934
Bull, S. (Con) Graveney: 1949
Bullock, F. (Con) Southfield: **1949, 1953,** 1956; (Rate) West Hill: 1962
Bulstrode, F. (Mod) Southfield: 1903, (MR) **1906, 1909, 1912**
Bumstead, M. (Lab) Broomwood: 1937
Bunce, Robert J. (SDP All) Graveney: 1986; (LD) Springfield: 1989; Graveney 1990; Tooting: 1994, 1998
Bund, M. (Con) Latchmere: 1949
Bunn, Sven (Lab) Bedford: 1994
Burbridge, B. (MR) St John: 1945, (Con) 1949
Burgoyne, C. (MR) Putney: **1922**
Burgoyne, Jeremy G. (L All) Thamesfield: 1982
Burn, Bryan A.F. (Con) West Putney: **1998B**
Burnell, H. (Lab) Streatham: 1922
Burnett, Michael J. (Con) Southfield: **1982, 1986**
Burns, C. (L) Tooting: 1959
Burns, J. (Prog) Park: 1912
Burns, Simon (Con) Earlsfield: 1978
Burrell, Michael I. (SDP All) Thamesfield: 1982
Burnett, A. (Comm) Church: 1931
Burrett, Anthony K. (LD) East Putney: 1994; Southfield: 1998; Southfields: 2002, 2006, 2010
Burridge, A. (MR) Balham: **1922, 1925**
Burridge, O. (Lab) Nightingale: 1949; Queenstown: **1953, 1956, 1959**; Thornton (B) 1962
Burrow, William C. (Lab) Balham: 1956, 1959, 1962, 1964, 1967B, 1968, **1971, 1974**, 1978, 1982
Bursill, J. (Ind) Bolingbroke: 1900
Burton, A. (Lab) Nine Elms: **1934, 1937**
Burton, E. (Lab) Nine Elms: **1937**
Burton, Frances A. (Con) Thamesfield: **1968,** 1971; (Cmty) 1974
Burt, Ben (Grn) Balham: 2022
Burton, T. (Prog) Nine Elms: **1900**
Busfield, J. (Mod) Clapham South: **1903**
Bush, Amy E. (Lab) Springfield: **1945;** Earlsfield: 1949, **1953, 1956, 1959, 1971;** Alderman: **1964**
Buss, Alan J. (L) Broomwood: **1962**; Northcote: 1964
Bussell, A. (MA) Bolingbroke: **1900, 1903;** Shaftesbury: 1906; (MR) **1909,** 1912
Butcher, E. (MR) Nine Elms: 1928; Latchmere: **1931,** 1934, 1937, 1945; (Con) Winstanley: 1949
Butcher, Frederick G. (Con) Northcote: **1968,** 1971, **1974**
Butcher, J. (Con) Shaftesbury: 1959
Butcher, V. (Con) Winstanley: 1956
Butler, A. (Soc) Shaftesbury: 1912
Butler, A. (MR) Nine Elms: 1945
Butler, C. (MR) Fairfield: 1937
Butler, Ciaran J. (Grn) Furzedown: 2010; Earlsfield: 2014
Butler, P. (Con) Newtown: 1949, 1953

Butt, Gulzar A. (Lab) Balham: 1978; Nightingale: 1982; Northcote: 1990
Butt, Nasser M. (LD) East Putney: 1998
Butterworth, Mary T. (Lab) Springfield: 1978 (SDP All) 1982
Bygraves, M. (Con) Thamesfield: **1953**
Byrne, Hugh P. (Con) Shaftesbury: **2018**
Byrne, Karen E. (Lab) Northcote: 2006

C

Caddick-Adams, Alan P. (Con) Latchmere: 1990
Caddy, Kim (Con) Southfield: **2012B, 2014, 2018, 2022**
Caddy, Neil D. (Con) Tooting Broadway: 2022
Cadogan, Claire (Save London All) Queenstown: 1978
Cahn, C. (MR) Latchmere: 1937
Cain, David T.R. (Con) St John: 1974
Cain, Valerie E. (Con) Latchmere: 1974
Callinen, B. (Lab) Bedford: 1962
Cair, E. (Lab) Streatham: 1937
Cairns, E. (MR) Nine Elms: 1931, 1934
Cairns, J. (MR) Church: 1922; Winstanley: 1931
Caisley, Scott F. (Con) Queenstown: **2002;** Roehampton: **2006**
Calcott-James, Margaret E. (Con) Putney: **1976B;** West Putney: **1978, 1982;** East Putney: **1986, 1990, 1994**
Caldecott, John S. (Ref) Wandle: 2026
Calderbank, Martin N. (Con) West Putney: **1998**
Callen, M. (Con) Fairfield: 1959
Callen, R. (Con) Fairfield: 1949
Callingham, Christine (MR) Clapham North: **1937,** 1945; (Con) **1949**
Callingham, G. (Soc) Latchmere: 1909; Shaftesbury: 1912
Cameron, Alex (LD) Queenstown: 2010
Cameron, J. (MA) Broomwood: **1900**
Campbell, Alexander P. (SDP All) Balham: 1986
Campbell, F. (MR) Tooting: 1937; Streatham: **1945**
Campbell, Gareth W. (SDP All) Southfield: 1982
Campbell, H. (Mod) Southfield: **1900, 1903,** (MR) **1906, 1909, 1912**
Campbell, Ian S. (Lab) Springfield: **1971**
Campbell, J. (MR) Park: **1928, 1931**
Campbell, Madeline (Lab) West Putney: 1986
Campbell, Philippa F.B. (Lab) Nightingale: 1968; Shaftesbury: **1971, 1974;** Balham: 1978
Campbell, S. (MR) Park: 1934
Campbell-Jones, Simon O. (LD) Parkside: 1994; Thamesfield: 1998
Canter, Leonard C. (Lab) Springfield: 1990
Canzius, Jeanine (Ind) St Mary's: 2026
Caple, James G. (L All) St John: 1982; Latchmere: 1986
Capon, D. (L) Thornton (W): 1949
Capron, George D. (L All) East Putney: 1986
Captain, Yannina J. (Grn) Tooting Bec: 2026
Carey, Philip J. (LD) Balham: 2018
Carlyon, David R. (Grn) Fairfield: 2018; Bedford: 2021B
Carmichael, D. (Soc) Winstanley: 1906, 1909; Latchmere: 1912; (Lab) Winstanley: **1922, 1925**
Carmichael, D. (Soc) Broomwood: 1909, 1912
Carmichael, Joan M.E. (Con) Park: **1959,** 1962; St Mary's Park: 1964
Carmichael, Walter M. (WRP) St Mary's Park: 1978
Carnall, R. (Lab) Thornton: 1949
Carnie, William A. (Lab) Balham: **1945;** Graveney: **1949, 1953, 1959;** Alderman: **1962, 1964;** Graveney: **1971**
Carpenter, A. (Mod) Clapham North: 1900, **1903**
Carpenter, E. (MR) Park: 1937
Carpenter, H. (MR) Park: **1928;** Latchmere: **1931**
Carpenter, Peter J. (Lab) Bedford: 2002, 2006; Roehampton & Putney Heath: **2010, 2014**; West Hill: **2018**
Carr, Albert E. (MR) Streatham: **1931, 1934, 1937**
Carr, G. (Lab) Bolingbroke: 1928
Carrington, Robert P.F. (Con) Latchmere: 2018
Carruthers, W. (Lab) Clapham North: 1937
Carter, C. (MR) Southfield: 1945
Carter, J. (MR) Putney: **1906, 1909, 1912**
Carter, Dr Richard F. (Grn) Thamesfield: 2014, 2018
Carter, W. (MR) Broomwood: 1912
Cartwright, Nicola (Lab) West Putney: 1986
Cartwright, Phillip (LD) Tooting Broadway: 2026
Casoojee, Raaid A. (LD) Furzedown: 2018; Balham: 2022
Cassoojee, Shanaz (LD) Balham: 2022
Cassidy, J. (Prog) Church: **1900, 1903, 1906,** 1909, 1912
Castle, H. (MR) Southfield: **1937,** (Residents Assoc) 1962
Castle, W. (MR) Southfield: **1922, 1925, 1928, 1931, 1934**
Catt, B. (Con) Earlsfield: 1962
Catten, Edward H. (NF) Shaftesbury: 1978
Cavey, D. (Con) Thornton (W), 1962
Cawsey, Amy E. (Con) Latchmere: 1962; Shaftesbury: 1964, **1968,** 1971; Balham: 1972B
Cawston, Joan (Lab) St Mary's Park: 2002
Cayless, G. (MR) Clapham South: 1945
Cazalet, F. (MR) Church: 1925; Latchmere: **1925**
Cecil, C. (Ind Prog) Church: 1903
Chadwick, D. (Con) Streatham South: 1962
Chadwick, H. (MR) Church: 1925, 1928
Chalk, Leonard A.W. (Ind) Southfield: 1978
Chalkley, W. (Prog) Clapham North: 1900, **1903,** 1906, 1909
Challen, M. (Lab) Springfield: **1959;** Bedford: 1962
Chaloner, John S. (Lab) Thamesfield: **1964**
Chambers, A. (Lab) Balham: 1931
Chambers, H. (Con) Streatham Hill: **1962**
Chambers, Julia F. (Con) St Mary's Park: **1974;** Thamesfield: **1978**
Chambers, P. (MR) Winstanley: 1925
Chamings, S. (Lab) Tooting; 1953
Champ, J. (National Democrat) Church: 1919
Chandler, Ian P. (Con) Graveney: 1998
Chang, Vincent J. (Con) St John: 1978, 1980B, 1982
Chantler, John A. (Lab) Nightingale: 1959; Stormont: **1962;** Northcote: **1964,** 1968
Chapireau, David L. (LD) Earlsfield: 2018
Chapman, A. (Prog) Nine Elms: **1900, 1903**
Chapman, F. (Lab) Balham: 1934, 1937
Chapman, J. (Lab) Balham: 1925
Chapman, Karen P. (Lab) Parkside: 1994

Chapman, M. (MR) Nine Elms: 1934
Chapman, Mary J. (Con) Earlsfield: 1971, 1974
Chapman, Ray (Con) Roehampton: 2022
Charlton, William H. (Grn) St Mary's Park: 2002, 2006
Charman, Walter (MR) Balham: **1928, 1931, 1934, 1937** Streatham: **1945;** (Con) Streatham South: **1953, 1956, 1959**
Chartres, Michael D. (Con) West Hill: **1968;** Putney: **1971, 1974**; Balham: **1978**
Chaston, P. (MR) Nine Elms: 1945
Chater, Marion R. (L) Fairfield: 1968
Chaudhry, Azhar J. (Con) Balham: 2022
Chaughule, Anjusha (Con) Roehampton: 2026
Cheetham, Thomas R. (LD) Southfield: 2002
Chegwidden, Judith (Lab) Springfield: **1974;** Graveney: **1978, 1982;** Parkside: 1986**;** West Putney: 1994
Cheshire, Ian M. (Con) Furzedown: 1998
Chesterman, J. (Lab) Park: **1919,** 1922, 1931
Chidgey, Joanna L. (LD) West Putney: 2022, 2026
Chidley, Ed (LD) Lavender: 2026
Chidwick, R. (Con) Earlsfield: 1962
Children, W. (Lab) Clapham South: 1928
Child, Simon J. (Grn) West Hill: 2010
Chivers, H. (Prog) St John: 1909
Chope, Christopher R. (Con) West Hill **1974;** East Putney: **1978, 1982**
Chowdhri, Mandy (Con) Graveney: 2010
Chown, J. (Prog) Church: **1900, 1903, 1906,** 1909
Christian, Alexander S. (Lab) Nine Elms: 2022
Christian, Gemma (LD) Nightingale: 2010
Chubb, Francis E.V. (LD) Northcote: 2026
Church, Deirdre (Con) Queenstown: **2002, 2006**
Church, S. (Lab) Southfield: **1945,** 1949
Chrysos, Anastasia T. (Lab) Shaftesbury: 1998
Church, S. (Lab) Fairfield: 1934; Southfield: 1937, 1953
Churchill, Kenneth H. (Un Move) Graveney: 1971
Churchill, M. (MR) Shaftesbury: 1945
Clamp, Jonathan C.W.D. (Con) Shaftesbury & Queenstown: 2022
Clancy, J. (Lab) Bolingbroke: 1931
Clapton, Brian (Con) Shaftesbury: **1968;** St John: 1971; Shaftesbury: 1974; St John: 1978
Clapham, Edward J. (LD) Nightingale: 2010; Graveney: 2014
Clapham, S. (MR) Winstanley: 1919; Bolingbroke: **1922, 1925, 1928, 1931**
Clapton, B. (Con) Shaftesbury: 1959
Clark, A. (MR) Nine Elms: 1931
Clark, A. (Lab) Putney: 1956
Clark, D. (MR) Nine Elms: 1945
Clark, E. (MA) Winstanley: **1906, (MR) 1909,** 1912; 1928
Clark, Ena J.S. (Con) St John: 1964; Earlsfield: **1968**
Clark, George (Con) Queenstown: 1974
Clark, J. (Prog) Streatham: 1900, 1903
Clark, J. (MR) Winstanley: 1925
Clark, K. (MA) Winstanley: 1906
Clark, L. (Comm) Nine Elms: 1949
Clark, Olivers S.W. (Con) Furzedown: 2026
Clark, S. (MR) Southfield: **1906**
Clark, W. (Prog) Church: 1909
Clark, William (Con) Clapham Park: 1949
Clarke, A. (MR) Park: **1928, 1931, 1934**
Clarke, Amanda (Ref) Wandsworth Common: 2026
Clarke, E. (Prog) Church: 1925
Clarke, H. (MR) Clapham North: **1922, 1925, 1928, 1931, 1934**
Clarke, J. (MR) Southfield: 1945
Clarke, W. (MR) Clapham South: **1919, 1922, 1925**
Clarke, Charles J.R. (Con) Latchmere: 1971
Clarkson, E. (Con) Queenstown: 1953
Clarkson, T. (Prog) Putney: 1903
Clark-Lawrence, Norah F. (Con) Nightingale: **1953, 1956, 1958, 1962, 1968B, 1971;** Northcote: 1964
Clay, Claire (Con) Furzedown: **2006,** 2018; Wandsworth Common: **2010, 2014**
Clay, Lalage L. (SDP All) Tooting: 1986; Furzedown: 1990
Clayton, Richard A. (Lab) Bedford: 1982
Clayton, M. (Lab) Putney: 1934
Clear, E. (MR) Balham: 1945
Clear, H. (MR) Tooting: **1928, 1931,** 1934
Clelland, Bruce J. (SDP All) Graveney: 1982
Clegg, Colin (Lab) Springfield: **1974**
Clegg, E. (Lab) Streatham: 1934
Clements, J. (MR) Church: 1937
Clery, Jeremy C. (LD) East Putney: 2002
Clifton, Hamish J. (L All) Southfield: 1982
Clifton, John M. (NF) St John: 1971; Balham: 1972B; Nightingale: 1972B
Clifton, Michael A. (LD) Tooting: 1998, 2002; Earlsfield: 2010; Graveney: 2014
Clist, A. (Prog) Church: **1900, 1903, 1906,** 1909, **1912,** (Lab) **1919, 1922**
Clynes, John (Lab) Fairfield: 1922
Coates, P. (Lab) Putney: 1931, 1934
Coburn, Neil (Lab) Northcote: 2010
Cocker, L. (Con) Graveney: 1953
Codd, E. (L) Streatham South: 1949, 1953; Streatham Common: 1956; Furzedown: 1962
Coghlan, Chris (Renew) Balham: 2018
Cogill, Stephen R. (Lab) Furzedown: **1974**
Cohen, Arnold J. (Lab) Bedford: **1986,** 1990
Colbran, H. (Lab) Park: 1928
Colclough, Jamie (Lab) St Mary's: **2022**
Coleman, Jonathan P.W. (Con) Latchmere: 1978
Coleman, W. (MR) Latchmere: 1906
Cole, Anthony N. (Con) St John: 1986
Cole, F. (Con) Nightingale: **1949**
Cole, John G. (Con) Graveney: 1982
Cole, John S.M. (Con) Balham: 1974
Cole, Sarah E. (LD) Graveney: 2002
Coleman, W. (MA) Shaftesbury: 1903
Coles, Ellen A. (Lab) Church: **1922, 1925, 1928,** 1931, **1934, 1937, 1945, 1956, 1959;** Latchmere: **1962**
Coles, Edward W. (Lab) Nine Elms: **1945;** Park: 1949
Coles, Michael (NF) Shaftesbury: 1978
Coles, S. (Lab) Bolingbroke: 1934, 1937
Colkin, A. (Lab) Streatham: 1925
Collins, E. (MA) Park: 1903

Collins, H. (MR) Putney: **1931**
Collins, Laura A. (L All) St John: 1982
Collins, R. (MR) Southfield: 1945
Collins, S. (Prog) Fairfield: 1900
Collins, Shaun P. (Grn) Furzedown: 2022
Collins, W. (Lab) Latchmere: 1909
Collyer, E. (Lab) Latchmere: **1962**
Collyer, T. (Lab) Latchmere: **1953, 1956, 1959**
Collyer, T.E. (Con) Latchmere: 1968
Collyns, W. (MR) Park: **1928**
Colman, C. (Prog) Clapham South: **1903, 1906;** Clapham North: 1909
Coltman, J. (Prog) Nine Elms: **1912**
Comer, Paul B.T. (Lab) St Mary's Park: 1998
Comins, Thomas (Mod) Clapham South: **1900,** 1903, (MR) Streatham: **1906, 1909, 1912;** Clapham South: **1919**
Compson, Helen M. (LD) West Putney: 2018
Compson, Henry J. (LD) Roehampton: 2022
Compston, J. (Prog) Streatham: 1903
Compton, Henry (LD) Thamesfield: 2014
Conchie, F. (Lab) Streatham Common: 1959
Condon, T. (Ind) Tooting: 1931
Coney, Florence C. (SDP All) St Mary's Park: 1982
Conibear, G. (Lab) Stormont: **1956,** 1959
Connell, Leslie (Lab) Northcote: 1978
Constable, Lily B. (Con) West Hill: **1968,** 1971
Constable, Martin B. (SDP All) Northcote: 1982; Queenstown: 1986
Conway, F. (MR) Nine Elms: 1937
Cook, J. (Lab) Church: **1934, 1937**
Cook, Michelle S. (Lab) Wandsworth Town: **2026**
Cook, Jonathan P. (Con) Shaftesbury: **2010, 2014, 2018;** Lavender: **2022**
Cooke, Anthony R. (L) St John: 1964
Cooke, Christopher N. (Lab) Balham: 2002
Cooke, Hereward R.G. (SDP All) Fairfield: 1982
Cooke, V. (MR) Clapham South: 1906, **1912**
Cooke-Yarborough, David J. (LD) Balham: 1994, 1998
Cookson, Alice (Lab) Balham: 2010
Cooles, Stephen R. (LD) Furzedown: 2010
Cooley, George S. (Lab) Roehampton: **1971**
Coombs, H. (MR) Streatham: **1922**
Cooper, A. (L) Streatham Hill: 1962
Cooper, Arnold J. (Con) Parkside: **1978, 1982**
Cooper, C. (Prog) Southfield: 1903
Cooper, C. (MR) St John**: 1912,** 1919; Bolingbroke: **1922, 1925;** Broomwood: **1928, 1931, 1937, 1945**
Cooper, Elizabeth (Lab) Shaftesbury: **1934, 1937, 1945, 1949, 1953, 1956, 1959;** Park: 1962
Cooper, E. (Con) Latchmere: 1953
Cooper, G. (MA) Latchmere: 1903, 1906, (MR) **1909, 1912**
Cooper, G. (Con) Winstanley: 1953; Nine Elms: 1956
Cooper, Graham A. (Grn) East Putney: 2022
Cooper, H. (Soc) Tooting: 1909, 1912
Cooper, Jane (Con) West Putney: **2002, 2006, 2010, 2014, 2018;** Roehampton: 2022, 2026
Cooper, Leonie A.R.G. (Lab) Bedford: 1998; Earlsfield: 2002; Latchmere: **2006;** Furzedown: **2010, 2014, 2018, 2022, 2026**
Cooper, Penelope A. (SDP All) Bedford: 1982; West Hill: 1983
Cooper, S. (Lab) Bolingbroke: **1949, 1953. 1956,** 1959
Cooper, Vanessa B. (Lab) Thamesfield: 1990
Cooper, T. (Con) Latchmere: 1949, 1956, 1959
Cooper, W. (MR) Streatham: **1934, 1937**
Coote, David G. (Con) Furzedown: **1968,** 1971
Coote, G. (Lab) Streatham: 1922
Cope, J. (Mod) Clapham South: 1903
Copp, J. (Lab) Broomwood: 1922
Copperwheat, D. (Con) Streatham South: 1959
Coppock. R. (Lab) Clapham North: 1931
Corben, F. (Prog) Clapham North: 1900, **1903,** 1906, **1912**
Corbet, W. (Lab) Balham: 1931; Tooting: **1934, 1937, 1945;** Graveney: **1949, 1953**
Corbett, Bernard J. (Lab) Furzedown: 1990
Corbin, T. (Prog) Broomwood: 1906; Bolingbroke: 1909
Corcoran, Susan C. (Grn) Shaftesbury: 1990
Corder, John H. (Con) Earlsfield: 1974
Corfield, E. (Rate) Balham: 1906; (Ind) Tooting: 1909
Corfield, J. (MR) Streatham: 1922
Corfield, Penelope J. (Lab) Furzedown: **1971**
Corkett, Ann M. (L) Parkside: 1978
Cormack. W. (Con) Earlsfield: 1962
Cornelius, V. (Comm) Queenstown: 1949
Cornell, T. (Rate) Balham: 1906
Corner, G. (Con) Streatham Common: **1949, 1953, 1956, 1959, 1962**
Corner, Matthew J. (Con) Queenstown: 2018; Nine Elms: **2022, 2026**
Cornish, A. (Lab) Putney: 1934
Cornwall-Jones, Priscilla (Lab) St Mary's Park: **1982, 1986,** 1990
Cornwell, H. (MA) Park: **1906, 1909**
Costa, Kenneth J. (Con) Shaftesbury: 1986
Costar, T. (MA) Church: 1903
Costello, J. (Prog) Streatham: 1919
Cotter, D. (Ind) Church: 1919
Cottis, Eileen (LD) West Putney: 2014
Couper, James G. (Grn) Wandsworth Town: 2022, 2026
Coupland, Joseph (Con) Furzedown: **1968**
Courtney, Richard J. (Lab) Thamesfield: 1978
Courtney, W. (Prog) Church: 1925
Cousins, J. (Lab) Streatham: 1925
Cousins, James A. (Con) Shaftesbury: **1998, 2002, 2006, 2010, 2014;** (Renew) 2018
Couzens, Denise F. (SDP All) West Putney: 1982
Couzens, E. (MR) Fairfield: **1906, 1909, 1912**
Cowan, A. (L) Streatham Hill: 1962
Coward, D. (Lab) Southfield: **1945**
Cowie, A. (Con) Larkhall: 1949; Clapham North: 1953; Clapham Park: **1956, 1959, 1962**
Cox, B. (MR) Nine Elms: 1945; (Con) Nine Elms: 1949, 1953
Cox, Christine M. (Lab) Latchmere: **1986**
Cox, E. (MR) Putney: **1945**
Cox, G. (Prog) Balham: 1919
Cox, Geoffrey R. (Grn) St John: 1990
Cox, J. (MR) Park: 1934

Cox, Jonathan C. (Con) Graveney: 2010
Cox, Robert A. (UKIP) Bedford: 2010
Cox, Thomas (MR) Clapham South: **1909, 1912, 1919, 1922, 1925, 1928, 1931, 1934**
Cox, W. (Lab) Clapham North: 1925
Craig, Alasdair L.W. (LD) Furzedown: 2010
Craig, D. (Mod) Springfield: 1903
Craig, James K. (Con) Northcote: **2026**
Craik, J. (Mod) Putney: **1900**
Crampton, M. (Lab) Streatham: 1922
Craske, F. (Soc) Latchmere: 1906
Crawford, Charles A. (Con) Furzedown: 1971
Crawford, James C.M.L. (Con) Springfield: **1982, 1986, 1990**
Crawford, Thomas (SDP All) Shaftesbury: 1986
Crawley, Anne (L All) Thamesfield: 1986
Crawley, G. (MR) Streatham: **1945**
Cree, A. (MR) Park: **1909**
Creighton, Sean C. (Lab) Fairfield: **1982**
Crellin, Alistair J. (Con) Shaftesbury: **1994;** Latchmere: 1998
Cremin, P. (Lab) Streatham: 1945
Cresswell, Liane B. (Lab) Fairfield: 2014
Cresswell, Samuel (Mod) Southfield: **1900, 1903,** (MR) **1906, 1909; 1919**
Cribb, E. (Con) West Hill: 1962
Crick, Andrew E. (LD) St John: 1994, 1998
Cripps, W. (Con) Furzedown: **1953,** 1956
Crisp, H. (Lab) Clapham North: 1900
Critchard, Annamarie M. (Lab) Nightingale: 1998; Tooting: **2014, 2018,** Tooting Bec: **2022, 2026**
Crivelli, George L. (Con) East Putney: **2014, 2018, 2022, 2026**
Croall, Joathan S. (Grn) East Putney: 2018
Croft, C. (MR) Fairfield: 1928
Croft, D. (MR) Springfield: **1937,** 1945
Cronin, Charles H. (LD) Northcote: 1994, 1998, 2002, 2006, 2010
Cronin, Muriel B. (LD) Balham: 2010, 2014; Northcote: 2018
Crooks, I. (Con) Shaftesbury: 1962
Cross, G. (Con) Newtown: 1953, 1956
Cross, M. (Con) Nightingale: 1956
Crouch, A. (Lab) Streatham Hill: 1959, 1962
Croucher, WilliamR. (Lab) Nine Elms: 1909; Latchmere: **1919;** Shaftesbury: **1922, 1925, 1928, 1931, 1934, 1937, 1945**
Crow, Alexa J. (Grn) Balham: 2022
Crowe, W. (Prog) Shaftesbury: **1906;** Bolingbroke: 1909
Crowhurst, Richmond A. (Grn) Northcote: 1998, 2002
Crutchfield, G. (MR) Church: 1945
Cruse, T. (Soc) Church: 1909
Crutchfield, D. (Con) Nine Elms: 1956
Cubitt, W. (Con) Furzedown: **1949**
Cuff, Nicholas (Con) West Hill: **2006, 2010, 2014**
Cuming, James A. (L) St John: 1974
Cuming, Susan B. (L) St John: 1974; Latchmere: 1986
Cumming, Margaret J. (Lab) West Hill: 1990
Cundall, J. (MR) Clapham North: **1906, 1909**
Cunliffe-Jones, Andrew R. (Grn) Thamesfield: 1990
Cunningham, Andrew J. (L) St John: 1980B, (L All): 1982; (LD) West Putney: 1998
Cunningham, Bina-Devi (L) Latchmere: 1981B
Cunningham, Kieran P. (Lab) Wandsworth Common: 2014
Curle, J. (MR) Nine Elms: **1909**
Currie, G. (Con) Newtown: 1959; Latchmere: 1962
Currie, J. (Lab) Park: 1931
Currie, R. (Con) Newtown: 1962
Curry, S. (MR) St John: **1909**
Curtis, Lu (Grn) St Mary's: 2022, 2026
Curtis, J. (Mod) Streatham: **1903;** (MR) **1919, 1922, 1925, 1928, 1931, 1934, 1937**
Curtis, S. (Lab) Tooting: **1953, 1956, 1959, 1962**
Curtis, W. (MA) Winstanley: 1903
Cusden, A. (MR) Tooting: **1925, 1928**
Cusden, H. (Ind) Tooting: 1919
Cutler, W. (Lab) Clapham North: 1925, 1931; Balham: 1934
Cutting, C. (MR) Balham: **1934, 1937,** 1945

D

Daglish, John L.F. (Grn) Thamesfield: 1990
Dalley, Joan P. (LD) West Putney: 2002
Daley, James G.D. (Lab) Tooting: **2010, 2014, 2018**
Dally, Leonard (Con) Balham: **1953, 1956, 1959, 1962**
Dalrymple, N. (MR) Church: 1928
Dalton, Daniel J. (Ref) Falconbrook: 2026
Dalton, P. (Con) Thornton (W): 1959
Daly, Bartholomew (L) Southfield: 1974
Daly, E. (Lab) Park: 1925; Nine Elms: **1928, 1931**
Daly, Elizabeth (LD) Roehampton & Putney Heath: 2010
Damer, E. (MR) Latchmere: 1934
Dammann, Susanna (LD) Wandsworth Town: 2026
Daniel, Paul (Lab) Bedford: **1982, 1986**
Daniel, W. (Prog) Shaftesbury: **1912,** (Lab) **1919**
Danielli, G. (Mod) Putney: **1903, 1906**
Daniels, Neville (Lab) Bedford: **1986,** 1990, 1998
Danks, Warwick R. (LD) Balham: 2026
Dark, G. (MR) Church: 1945
Darracott, Colin G. (L All) Roehampton: 1982; Tooting: 1986
Daudova, Saida (Ref) West Putney: 2026
Davenport, Michael W. (LD) Latchmere: 1994
Davenport, R. (Lab) Stormont: **1953**
Davey, Edward J. (LD) Southfield: 1994
David, J. (MR) Tooting: 1937
Davidson, Charles P.M. (Con) Bedford: **1964**
Davidson, Major W.E. (Con) Tooting: **1968**
Davie, Robert B.P. (L) East Putney: 1978
Davies, Claire K. (Con) Battersea Park: **2026**
Davies, Elisabeth S. (Lab) Shaftesbury: 2002; Tooting: 2006; Nightingale: 2010
Davies, G. (Con) Tooting: **1949, 1953**
Davies, J. (L) Balham: 1949
Davies, J. (Lab) Bedford: 1956
Davies, Marcia J. (Lab) Furzedown: 1978; Springfield: 1982; East Putney: 1986; Parkside: 1990; Thamesfield: 1998
Davies, Mark S. (Con) St Mary's Park: **2002, 2006, 2010**
Davies, Pamela D. (Ind) Southfield: 1994
Davies, Sarah (Lab) Wandsworth Town: **2022, 2026**
Davies, Sion I. (Con) Wandle: 2022; Furzedown: 2026

Davies, T. (Con) St John: 1953; Lavender: **1956, 1959**
Davies, William (Prog) Park: **1900, 1903, 1906**
Davis, Alan J. (Con) Roehampton: 1971
Davis, B. (Lab) Broomwood: 1928
Davis, C. (Lab) Park: **1945;** Newtown: **1949, 1953, 1956, 1959**
Davis, G. (Soc) Church: 1909; (Lab) **1919**
Davis, H. (MR) Bolingbroke: **1934, 1937,** 1945
Davis, J. (Ind) Putney: 1900; (Prog) Southfield: 1912
Davis, Lionel G. (Lab) Nightingale: 1990
Davis, Lois E. (Grn) St Mary's Park: 2014, 2018
Davis, M. (Prog) Bolingbroke: 1903
Davis, Richard A. (LD) Latchmere: 2014; Queenstown: 2016B; Shaftesbury: 2018
Davis, Sharon R. (LD) West Putney: 2018
Davis, T. (Lab) Putney: 1937
Davis, W. (Soc) Winstanley: 1909; Latchmere: 1912
Davison, Adam (Ref) Thamesfield: 2026
Davis, W. (Lab) St John: **1945**
Daw, W. (Mod) Streatham: **1900, 1903**
Dawe, Colin F. (Con) St John: 1971; Balham: 1974; Earlsfield: 1982; Bedford: 1986, **1990, 1994, 1998;** Furzedown: **2002**
Dawes, E. Comm) Nine Elms: 1945; Queenstown: 1959
Dawkins, D. (Lab) St Leonard's: 1962
Dawnay, Archibald (MR) Clapham North: **1906, 1909**
Dawson, Diane M. (NF) Southfield: 1976B; Putney: 1976B
Dawson, Peter (Con) Northcote: **2006, 2010, 2014, 2018**
Day, Ashley C. (LD) Earlsfield: 2014
Day, John (L) Springfield: 1968
Day, Michael L. (Grn) Latchmere: 2002; Furzedown: 2006, 2010, 2014
Day, Zoe R. (Con) St John: 1994
De Angeli, Julian T. (Grn) Parkside: 1990
De Bourbel, E. (Con) Newtown: 1959
De Haas, Catja (LD) St Mary's: 2026
De Homersley, Veronica (Ref) Trinity: 2026
De Jongh-Wagenaar, Richard (NF) Fairfield: 1978; Latchmere: 1982
De La Soujeole, Caroline (Con) St Mary's: **2022, 2026**
De Winton, David R.P. (Con) Graveney: 1998, 2002
Deacon, M. (Con) St John: 1962
Dean, D. (Lab) Putney: 1949
Dean, J. (Prog) Putney: 1912
Dean, T. (Prog) Fairfield: 1909
Deane, G. (MR) Broomwood: 1909; Nine Elms: 1922
Dearden, Stephanie M. (LD) Earlsfield: 2002; Graveney: 2006, 2010, 2014; (Ref) Tooting Broadway: 2026
Debonnaire, R. (Con) Latchmere: 1959
Delahunty, Rachael (Grn) Tooting Broadway: 2026
Delaney, Michael J. (SDP All) Latchmere: 1982; Shaftesbury: 1986
Dell, L. (Prog) Springfield: 1903
Denby, Maeve (Lab) Southfield: 1978
Denning, F. (Prog) Bolingbroke: 1900, 1903, (Lab) Broomwood: 1919
Dennington, C. (Lab) Clapham North: 1937
Dennis, H. (MA) St John: **1903**
Dennis, K. (Con) Broomwood: **1949**
Denny, J. (MR) Springfield: **1909, 1912**
Densley, A. (Lab) Shaftesbury: **1919**
Derbyshire, Mark (Ref) Tooting Bec: 2026
Derrington, Giles (LD) Tooting: 2014; Graveney: 2018
Desborough-Hurst, Matthew (Con) Latchmere: 2006
Desorgher, Simon J. (Grn) West Putney: 1990
Devine, J. (Lab) Clapham South: **1945;** Clapham Park: 1949
Devons, Catherine S. (LD) Parkside: 1994; West Hill: 2002, 2006, 2010, 2014
Dewar, R. (Lab) Park: **1945**
Dewar-Robertson, J. (MR) Tooting: **1928, 1931,** 1934
Di Stefano, Michael (Grn) Nine Elms: 2026
Dibble, Jennifer M. (Con) Roehampton: 1990
Dibdin, J. (Prog) Church: **1906**
Dickens, D. (Lab) St Leonard's: 1956
Dickens, E. (MR) Nine Elms: 1922
Dickens, G. (MR) Church: 1922
Dickens, Sybil (L) Tooting: 1971
Dickinson, W. (Mod) Balham: **1900**; (Rate) 1906
Dickson, Frederick G. (Con) Balham: **1953, 1956, 1959, 1962, 1964**
Diedrichs-Duval, E. (Lab) Winstanley: **1919, 1922**
Dikerdem, Aydin (Lab) Queenstown: **2016B, 2018;** Shaftesbury & Queenstown: **2022, 2026**
Dilley, J. (Lab) Streatham: 1934
Dimond, George (Con) Graveney: 1949; Bedford: **1953, 1956, 1959, 1962**
Dix, F. (MR) Nine Elms: 1922, 1925, 1928
Dixon, Clive (Con) St John: **1990;** Northcote: **1994, 1998**
Dixon, E. (MR) Fairfield: **1919;** Springfield: **1922**
Dixon, Edwina (Con) Balham: **1964, 1968**
Dixon, James T. (Lab) Furzedown: **1962, 1964,** 1968, **1971, 1974, 1978,** 1982B
Dobberson, F. (Lab) Streatham: 1928
Dobie, J. (Lab) Balham: 1919
Dobinson, William W. (Lab) Bolingbroke: **1962;** Shaftesbury: **1964,** 1968
Dobres, Lizzy (Lab) Trinity: **2022, 2026**
Docherty, J. (Lab) Balham: 1934
Dodd, Jane (Con) Northcote: **2014**
Dodwell, H. (MR) Latchmere: 1928, **1931**
Doig, T. (MR) Winstanley: 1945; (Con) Nightingale: **1949**
Dolan, Michael P. (Lab) Wandsworth Common: 2002, 2006
Doland, George (MR) Balham: **1912, 1919**
Domone, H. (MR) Church: 1934, 1937
Donald-Adkin, William J. (Con) Balham: **1990, 1994**
Dongray, A. (Lab) Balham: 1959
Donlon, Sean (Con) Queenstown: 1968; St Mary's Park: 1971
Donoghue, Peter D. (Con) Stormont: 1962; Shaftesbury: **1964;** Nightingale: **1968, 1971, 1978, 1982, 1986, 1990**
Donovan, J. (Lab) Southfield: 1931
Doody, Eleanor M. (LD) West Hill: 2018, 2026; East Putney: 2022
Douglas, Francis C.R. (Lab) St John: 1925; Latchmere: **1931, 1934, 1937**
Dougherty, Samuel P. (Lab) West Hill: 1956, 1959, **1962, 1971**; Earlsfield: **1964;** St John: 1968; West Hill: Alderman: **1974;** Parkside: 1978
Dove, F. (MR) Nine Elms: 1934; Latchmere: 1937
Downer, H. (MR) Clapham South: **1906**

Downham, R. (Con) Nine Elms: 1962
Downie, Douglas M. (LD) West Hill: 2022
Dowsett, W. (MR) Winstanley: 1934, 1937
Doyle, R. (Soc) Latchmere: 1909
Drake, J. (Lab) Putney: 1945
Drake, L. (Lab) Thornton (W), **1959, 1962**
Drake, W. (Con) St John: 1949
Drakesmith, Charlie (Con) West Hill: 2026
Draper, G. (Comm) Clapham North: 1945; Larkhall: 1949
Dredge, D. (Con) St John: 1953, 1956
Driscoll, E. (Comm) Larkhall: 1949, 1956, 1959, 1962
Driver, Sonya M. (Con) Latchmere: 1974; Balham: **1978**
Driver, Terence (Con) Latchmere: 1968
Du Cann, Sarah T.J. (Con) Fairfield: **1990**
Dube, Noel (Con) Wandsworth Town: **2026**
Dubery, H. (Prog) Southfield: 1906
Dubery, R. (Soc) Springfield: 1909
Duckett, G. (Soc) Church: 1909
Duckworth, J. (Lab) Streatham Common: 1953
Dudley, C. (L) Furzedown: 1962
Duff, D. (MR) Springfield: 1919
Duffy, Elizabeth (Lab) Furzedown: 1968
Duffy, J. (Lab) Park: 1962
Duffy, R. (Lab) Nightingale: 1953; Broomwood: 1956
Dumayne, H. (MR) Southfield: **1922**
Dumenil, P. (Soc) Tooting: 1903
Duncan, K. (Con) Graveney: 1956, 1959, 1962
Duncan, Patricia M. (Lab) Winstanley: 1962; (L) St Mary's Park: 1968
Duncan, R. (MR) Clapham South: **1909, 1912, 1919, 1922, 1925**
Dungate, F. (Lab) Clapham Park: 1956
Dunkin, W. (Ind) Southfield: 1912
Dunkley, W. (Mod) Clapham South: **1900**
Dunlop, Julian C.H. (Con) Fairfield: 1978
Dunmore, F. (MR) Nine Elms: **1909,** 1912, 1919
Dunmore, F. (MR) Broomwood: **1919, 1922, 1925, 1928, 1931**
Dunn, A. (Lab) Fairfield: 1931; Springfield: 1934
Dunn, Antonia F.P. (Con) Bedford: **2002, 2006, 2010, 2014;** Graveney: 2018
Dunn, Duncan L. (Con) Tooting: 2002
Dunning, John H. (Lab) Lavender: 1953; Stormont: **1959, 1962;** Latchmere: **1964**
Dunster, J. (MR) Nine Elms: 1912
Durai-Bates, Pat (LD) Southfield: 2018, 2022
Durrant, AJ (Ref) West Hill: 2026
Durrant, James R. (LD) Southfield: 1998; East Putney: 2002
Durrant, Mitch (Ref) Nine Elms: 2026
Dwyer, Bernard C. (Lab) Latchmere: **1962;** Springfield: 1968, **1971**
Dwyer, Felicity (Grn) East Putney: 2006
Dwyer, J. (MR) Church: **1909,** 1912
Dye, G. (Lab) Broomwood: 1934; Bolingbroke: 1937
Dye, J. (Lab) St John: 1931; Bolingbroke: 1934
Dyer, G. (Prog) Springfield: 1900
Dyke, Paul A.S. (Ref) Wandsworth Common: 2026

E

Ealy, J. (Lab) Thornton (B) 1962
Early, C. (MR) Park: **1909, 1912**
Early, W. (MR) St John: **1922, 1925**
East, F. (MR) Putney: 1937, 1945
Eastern, L. (Con) Bolingbroke: 1953
Eastick, John H. (L) Springfield: 1968
Easton, Gladys M. (Comm) Earlsfield: 1956, 1962; Fairfield: 1959; Queenstown: 1964, 1965B, 1968
Eastwood, H. (MR) Clapham South: **1906**
Eatherley, H. (Lab) Broomwood: 1949
Eaton, F. (MR) Fairfield: **1906, 1909, 1912,** 1919, **1922, 1925**
Eaton, G. (MR) Broomwood: **1912, 1919, 1922, 1925, 1928, 1931**
Eaton, J. (MR) Latchmere: **1931,** 1934
Eberli, Bryan H. (L) Southfield: 1964; West Putney: 1978
Ebling, J. (Con) Larkhall: 1962
Eccles, Christine J.M. (Lab) Shaftesbury: 1994, 1998
Eckler, G. (Lab) Bedford: 1953, 1956; Graveney: **1959**
Eddy, P. (Lab) Streatham: 1931
Edgington, Brian J. (Con) West Putney: **1980B, 1982**
Edgington, Quentin R. (Con) Roehampton: 1986
Edgeworth, Paul (LD) Earlsfield: 2018
Edgley, Roy (MR) Putney: **1937, 1945,** (Con) **1949**
Edmonds, E. (Prog) Putney: 1900, 1903
Edmondson, R. (Prog) Bolingbroke: 1903
Edwards, A. (MR) Tooting: **1922, 1925, 1928**
Edwards, F. (MR) Springfield: **1922, 1925, 1928**
Edwards, F. (MR) Park: 1945; (Con) Newtown: 1949
Edwards, H. (MR) Nine Elms: 1906
Edwards, H. (Con) Larkhall: 1959
Edwards, J. (MR) Nine Elms: 1919
Edwards, Joseph (NFDS) Winstanley: **1919;** (Lab) **1922, 1925, 1928, 1931, 1934**
Edwards, R. (MR) Clapham South: **1928, 1931, 1934**
Edwards, Robert P. (TUSC) Latchmere: 2014
Edwards, T. (Prog) Shaftesbury: **1903;** Bolingbroke: 1906
Edwards, T. (L) West Hill; 1953
Edwards, W. (MR) Winstanley: 1925, 1928; Shaftesbury: 1931
Egerton, Evelyn M. (Lab) Thamesfield: 1962; Nightingale: 1964
Ehmann, Alexander C. (LD) West Putney: 2010
Ehrhardt, J. (MR) Church: **1909,** 1912
Ekhsigian, Richard D. (Grn) Furzedown: 1998
Ekins, Paul W. (Save London All) Queenstown: 1978 (Eco) 1982; (LD) 1994
Eland, W. (Prog) Tooting: **1903**, (Lab) **1919**
Ellen, Patrick C. (Grn) Nightingale: 2018
Elliott, David E. (LD) Tooting Bec: 2022; Balham: 2026
Elliott, Edward (Lab) Balham: 2010
Elliott, F. (Union Representative) Bedford: 1962
Elliott, H. (Lab) Clapham South: 1937
Elliott, Mark A. (Ref) Trinity: 2026
Elliott, Nicola (Grn) Thamesfield: 2026
Elliott, S. (Lab) Clapham South: 1937
Elliott, T. (Lab) Park: 1931
Elliott, W. (Con) Winstanley: 1953, 1959; Nine Elms: 1956
Ellis, D. (MR) Springfield: 1945

Ellis, F. (Con) Balham: **1949**
Ellis, J. (MR) Nine Elms: 1937
Ellis, Maximilian (Grn) Shaftesbury and Queenstown: 2022; Wandsworth Common: 2026
Ellis, Paul J. (Con) Shaftesbury: **2002, 2006;** Balham: **2010, 2014, 2018**
Ellis, Suzanne (Grn) Wandsworth Common: 2026
Ellis-Jones, George (Con) Shaftesbury: 1978
El-Miqdadi, Eayad (Lab) East Putney: 2006
Elsbury, P. (L) Bedford: 1959
Elsley, Derek (LD) Latchmere: 1998; Furzedown: 2002
Elsom, Caroline A. (Con) Wandsworth Town: 2026
Elson, Marilyn A. (Grn) Southfield: 1990, 1994
Elvik, H. (Lab) Lavender: 1953, 1956
Ellwand, Betty G. (Comm) Furzedown: 1964
Ellwand, Denis (Comm) Graveney: 1971, 1972B, 1974, 1976B, 1978
Emery, A. (Prog) Church: **1900; 1903, 1906,** 1909
Emery, B. (Lab) Nightingale: 1956, 1959
Emmett, Eileen M. (L) Springfield: 1964
Emojevbe, Frederick O. (Lab) Thamesfield: 2026
Enright, J. (Prog) Nine Elms: **1900**
Ennis, G. (Mod) Springfield: **1900**
Ephson, Sally-Ann (Lab) Queenstown: **2014**
Eraut, Patrick M. (Lab) St Mary's Park: 1994
Escoffery, Aubrey (Lab) Furzedown: 1986
Essex, R, (Prog) Streatham: 1900
Estelle, Juli (Grn) West Putney: 2022
Evance, R. (Lab) Springfield: 1937
Evans, D. (Prog) Broomwood: 1900; (Ind Prog) Church: 1903
Evans, Emily (Ref) West Hill: 2026
Evans, G. (Soc) Park: 1909
Evans, G. (Con) Latchmere: 1953, 1956
Evans, Guy M.C. (Grn) Northcote: 2006, 2010, 2014
Evans, John (Comm) Shaftesbury: 1945; Queenstown: 1949; Newtown:1953; Vicarage: 1956, 1959, 1962; Latchmere: 1964
Evans, Kyle W. (Con) Tooting Bec: 2026
Evans, L. (Mod) Balham: **1903;** (Ind Con) 1906
Evans, O. (Lab) Streatham: 1922
Evans, W. (Prog) Broomwood: 1903, 1906; Park: 1912; (Lab) Bolingbroke: **1919;** Latchmere: 1925
Evans, Zachary (Con) St Mary's: 2022
Everett, A. (MR) Southfield: **1909**
Everett, E. (Lab) Streatham: 1945
Evers, J. (Lab) St John: **1953, 1956, 1959**
Evershed, G. (MR) Fairfield: **1909, 1912, 1919, 1922**
Everson, John L.F. (Lab) Springfield: 1953; Streatham South: 1962; Putney: 1964
Eves, Leslie E. (Lab) Nightingale: 1964
Evetts, Benjamin (Lab) Earlsfield: 2006
Eyre, J. (MA) Church: 1906, **1909,** 1912
Eyres, L. (MR) Springfield: 1945
Ezard, Pierre R.C. (LD) Wandle: 2026

F

Fahey, Edward G. (Con) Queenstown: 1964
Fahy, M. (Lab) Broomwood: 1959
Fair, Edward B. (Lab) Bedford: **1974**
Fairbairn, Arthur (Lab) Springfield: **1956,** 1959, **1962;** Bedford: 1964
Fairchild, F. (Con) Nightingale: **1953**
Fairer-Smith, R. (Con) Park: **1953**
Fairlee, James (Con) Thornton (B) **1956, 1959; 1962;** Nightingale: **1964**
Fairrie, James P. (Con) East Putney: **1982**
Fake, T. (Lab) Thamesfield: 1959
Fanthorpe, David P. (Con) Southfield: **1987B**
Farebrother, John F. (Lab) Furzedown: **1998, 2002, 2006, 2010**
Farley, Oliver M.J. (Lab) Springfield: **1971**
Farmer, G. (MA) Latchmere: 1900
Farrant, J. (Lab) Bolingbroke: **1945**
Farrar, W. (MR) Balham: **1922, 1925, 1928**
Farrer, Oliver P. (Con) St John: 1986
Faulkner, S. (MR) Nine Elms: 1912
Fawcett, E. (Soc) Church: 1906
Fawcett, W. (MA) Broomwood: 1900
Fearis, Peter R. (L) Putney: 1968
Feasey, G. (Rate) Streatham: 1909; (MR) **1919, 1922, 1925, 1928**
Feaver, H. (Lab) Clapham North: **1959**
Fegent, C. (Lab) Thornton (B): 1953
Fennell, Lee M. (Lab) Southfield: 2022
Fennelly, Anthony J. (LD) Nightingale: 1994, 2006; Earlsfield: 1998; Bedford: 2010
Fennelly, Arminel P. (LD) Bedford: 1994; Springfield: 1998; South Balham: 2022; Tooting Bec: 2026
Fenner, W. (Lab) Vicarage: **1956, 1959, 1962**
Fenwick, Toby (LD) Roehampton & Putney Heath: 2014
Ferdinand, Ronald J. (Thamesfield Community) Thamesfield: 1974
Ferguson, John H. (L) East Putney: 1978
Fernyhough, Nicholas J. (Con) Queenstown: **1990**
Fewings, E. (MA) Church: 1903
Ffrench, Katrina (Lab) Furzedown: **2022**
Fibbins, W. (Lab) Streatham: 1925
Field, B. (Lab) Balham: 1934, 1937
Field, Richard C. (Con) Nightingale: **2014, 2018**
Field, W. (Prog) Southfield: 1906; (Lab) Clapham North: **1919, 1922**
Fielding, W. (MR) Winstanley: 1922
Fife, Richard I.M. (L) Roehampton: 1974; West Putney: 1978, 1980B; (L All) West Hill; 1982
Findlay, J. (Con) Putney: **1959**
Fineran, G. (Lab) Broomwood: 1925; Shaftesbury: **1931, 1934, 1937**
Finn, Stewart P.A. (Con) Bedford: **1998, 2002, 2006;** Tooting: 2010
Fiorani, Lara (LD) Tooting Bec: 2022; Northcote: 2026
Fisher, Charlie (Con) St Mary's: **2026**
Fisher, J. (Mod) Tooting: **1900**
Fitch, C. (Mod) Putney: **1903**
Fitch, Keir J. (Lab) Southfield: 1998
Fitter, C. (Rate) Streatham: 1909
Fitzhardinge, Tom (Grn) Tooting Broadway: 2022
Flanagan, Eileen A. (Lab) East Putney: 2006, 2014, 2018, 2022
Flanagan, Tamara F. (Lab) Northcote: 1994

Flather, Paul C. (Lab) Springfield: 1982
Fleck, D. (Con) Winstanley: 1959
Fleck, L. (Con) Church: 1959; Newtown: 1962
Fleming, R. (Con) Tooting; 1953, 1956
Fletcher, Ben (Grn) Southfield: 2018
Fletcher, F. (MR) Fairfield: 1906
Flett-Miles, Peter B. (Con) Tooting: 1959, 1962; Graveney: 1964
Flind, Christopher J. (Con) East Putney: **1978, 1982, 1986**
Flook, Adrian J. (Con) St Mary's Park: **1994, 1998;** Wandsworth Common: **2018;** Wandle: 2022
Flynn, Roy (Con) Tooting: 1974
Fogarty, F. (Lab) West Hill: 1949
Fok, James (LD) Nine Elms: 2026
Foley, P. (MR) Clapham South: **1922, 1925, 1928, 1931, 1934**
Folkard, Gordon (LD) Latchmere: 1998
Folkard, M. (Con) West Hill: **1956, 1959,** 1962
Follows, W. (Con) Clapham North: 1956
Foody, Leonard G. (Lab) Southfield: **1971, 1974**
Foord, Fergus (LD) Southfields: 2026
Foord, Romas J. (LD) Furzedown: 2026
Foot, W. (MR) Putney: **1912;** (Rate) Putney: **1919**
Forbes, A. (Lab) Clapham South: 1922
Forbes, Elizabeth (Con) Balham: **2006**
Forbes, Kate A. (Lab) Graveney: **2018;** Tooting Broadway: **2022**
Ford, B. (Con) Earlsfield: **1949**
Ford, J. (Prog) Putney: 1900
Ford, L. (L) Streatham Common: 1949
Ford, Leonard A. (Con) St John: 1971
Ford, P. (L) Streatham Common: 1949
Fordham, K. (Con) Furzedown: 1959; Streatham South: 1962
Foreman, F. (Lab) Latchmere: **1922**
Foreman, J. (MR) Winstanley: 1937
Fort, Adrian M.S. (Con) St John: 1986
Forward, A. (Prog) Fairfield: **1900**
Foskett, B. (Lab) Balham: 1953
Foster, James A. (Lab) Wandsworth Common: 2026
Foster, John M. (Eco) Fairfield: 1982
Foster, Stewart (Ref) Tooting Broadway: 2026
Fountain, E. (Lab) Putney: 1937
Fowle, G. (MR) Putney: **1928**
Fowler, A. (Lab) Park: 1959
Fowler, H. (Lab) Streatham: 1945
Fowler, Henry W.A. (Lab) Nightingale: 2018
Fowler, P. (Con) Larkhall: 1953, 1956, 1959
Fox, R. (MR) Park: 1945
Fox, Walter E. (Lab) Thornton (B): 1953; Lavender: 1956, 1959; Broomwood: **1962;** Northcote: **1964**
Frampton, F. (Lab) Clapham South: 1925
Francis, Ben (Ref) Roehampton: 2026
Frank, Roger M. (Con) St Mary's Park: **1990**
Franklin, C. (Con) Vicarage: 1962
Fraser, Clare L. (Lab) Bedford: **2018;** South Balham: **2022;** Northcote: 2026
Fraser, J. (Lab) Streatham Hill: 1959
Fraser, Margaret M.P. (Con) St Mary's Park: 1971
Fraser, W. (MR) Tooting: 1909
Free, M. (MR) Church: 1945
Freeborough, J. (Lab) Broomwood: 1919
Freeman, E. (MA) Latchmere: 1900
Freeman, E. (MR) Nine Elms: 1931
Freeman, J. (Lab) Bolingbroke: **1945**
Freeman, P. (Con) St John: 1956
Freeman, R. (Con) Thornton (W): **1949,** 1953; Streatham Hill: **1956, 1959, 1962**
Freedman, Michael (Lab) East Putney: 1982, 1990; Thamesfield: 1986
Freestone, F. (Lab) Tooting: 1919
French, J. (MR) Nine Elms: **1909,** 1912
French, Jean (Comm) Fairfield: 1964, 1966B, 1968
French, W. (MR) Balham: **1919, 1922**
Freund, G. (Lab) Springfield: 1906
Frew, James D. (Grn) Shaftesbury: 2018
Friend, H. (Lab) Southfield: 1934
Frost, L. (Con) Furzedown: **1953**
Frost, Michael C. (LD) Furzedown: 1994
Frost, Nicky (Renew) Southfield: 2018
Fry, E. (Lab) Springfield: **1919,** 1922, 1928, 1931, 1934; Fairfield: 1925
Fryer, C. (Lab) Streatham Common: 1949
Fryer, F. (MR) Park: **1931,** 1934
Fuller, W. (Lab) Broomwood: 1925
Fussey, E. (Lab) Church: **1945, 1949, 1953**
Fussey, Sidney (Lab) Latchmere: 1931, **1934, 1937, 1945, 1949**

G

Gaffney, Jeanette J. (Con) Balham: **1982, 1986, 1990**
Gale, P. (Con) Streatham Hill: **1949, 1953**
Gallagher, John J. (Lab) Furzedown: **1994**
Gallagher, Stephen J. (Lab) West Hill: 2014
Gallefant, Edward J. (Con) Queenstown: 1959, 1964
Gallon, G. (Prog) St John: 1912
Ganley, Caroline (Soc) Church: 1909; (Lab) Church: **1919;** Nine Elms: **1922;** Bolingbroke: 1931; Stormont: **1953, 1956, 1959, 1962**
Ganley, James (Soc) Shaftesbury: 1909, 1912; (Lab) Bolingbroke: 1919, 1937
Gapes, Michael J. (Lab) Southfield: 1982; West Hill: 1986
Garcia, Neville R. (Lab) Balham: 1986
Gardiner, Steven P. (Grn) Springfield: 1994
Gardner, Sheila I. (Con) Putney: **1956, 1959** 1962; Roehampton: 1964
Gardner, W. (Prog) Broomwood: 1900, 1912
Garnham, W. (Lab) Nine Elms: 1909
Garnsey, W. (Soc) Winstanley: 1909; Latchmere: 1912, (Lab) **1919, 1922**
Garrad, Derek (Con) Roehampton: 1971
Garrett, Bernard J. (Con) Tooting: 1986
Garrett, J. (MR) Balham: **1906, 1909, 1912**
Garrett, John R. (Con) Springfield: **1982, 1986, 1990, 1994, 1998**
Garrick, P. (Prog) Bolingbroke: 1906
Garrigan, Dan (Lab) St Mary's Park: 2014
Garton, W. (MA) Nine Elms: 1900, 1903
Gasser, Judith A.E. (Lab) Furzedown: **2006, 2018, 2022, 2026**

Gathercole, S. (Comm) Nine Elms: 1949
Gauntlett, T. (MR) Putney: **1922, 1925, 1928**
Gausden. W. (MR) Tooting: **1925**
Gay, C. (MA) Latchmere: 1900, 1903, 1906
Gay, J. (Mod) Putney: **1900, 1903**
Geale, M. (Con) Vicarage: 1962
Gear, Sally J.E. (Lab) Balham: 2002; St Mary's Park: 2006
Geard, W. (Soc) Latchmere: 1909; (Lab) Nine Elms: **1922, 1925, 1928**
Gedge, H. (Prog) Church: **1900**
Geldart, Thomas E. (Lab) Bedford: **1974, 1978**
George, A. (Lab) Putney: 1934
George, Nicholas P. (Grn) Bedford: 1990
George, Roderick S. (WP) Graveney: 1982
George, S. (MR) Springfield: 1945
Georgiani, Shirin C. (Lab) Wandsworth Town: 2026
Georgieva, Eugenia (Ref) Wandsworth Town: 2026
Gerhold, Peter K. (L) Putney: 1962, 1964, 1967B, 1968, 1974, 1976B; West Putney: 1978
Gerlach, Daniel R. (L) Graveney: 1972B
Germanis, Alexandros C. (Grn) Latchmere: 2010; West Putney: 2014
Gerratt, G. (MR) Park: 1919; Shaftesbury: 1922, 1925
Gethin, A. (L) Streatham: 1945; (Con) Streatham Hill: **1953, 1956, 1959**
Getting, E. (Con) Lavender: 1956
Ghossain, Daniel (Con) West Hill: **2022, 2026**
Ghuman, Umer H. (Lab) West Putney: 2026
Gibbins, John W. (Lab) Furzedown: **1982, 1986, 1990**
Gibbons, Andrew R.A. (Lab) Graveney: **1994, 1998, 2002, 2006, 2010, 2014, 2018;** Tooting Broadway: **2022**
Gibbons, Brenda J. (SDP All) Nightingale: 1986
Gibbons, C. (Con) Furzedown: 1956, **1959,** 1962
Gibbons, E. (MR) Nine Elms: 1912
Gibbons, Joe (Lab) East Putney: 2014
Gibbons, Lawrence (Tenants' Association) Queenstown: 1968
Gibbons, Stephen (Lab) Southfield: 1986; Thamesfield: 2014, 2018, 2022
Gibbs, D. (Lab) Winstanley: 1945
Gibbs, Ed (Con) Tooting: 2018
Gibbs, G. (Lab) Fairfield: 1919
Gibbs, Joan E. (LD) Balham: 2006, 2010
Gibbs, John R. (Lab) Southfield: 1986, 1987B, 1990
Gibby, Philip J.S. (Lab) Bedford: 1998
Gibson, J. (Mod) Clapham North: **1900,** 1903
Gibson, J. (Lab) Streatham South: 1949, 1956, 1959; Furzedown: 1953
Gibson, P. (Lab) Streatham South: 1953; Furzedown: **1956,** 1959
Gilbert, Andrew E. (LD) Earlsfield: 2002
Gilbert, Claire (Lab) Roehampton and Putney Heath: **2018;** West Putney: **2022**
Gilbert, F. (Lab) Bolingbroke: 1928, 1931; Broomwood: 1934
Gilbert, Michael W. (Lab) Springfield: 1990
Gilbert, Patrick W. (LD) West Hill: 2026
Gilbey, S. (Lab) Streatham: 1931
Gilchrist, G. (Mod) Clapham South: **1900**
Gilder, G. (Prog) St John: 1909
Giles, Alan S. (LD) Earlsfield: 1994; St John: 1998; Latchmere: 2002; Furzedown: 2006
Giles, F. (Lab) Broomwood: 1922
Giles, Vanessa G. (L All) East Putney: 1982, 1986
Gill, Walter (Comm) Earlsfield: 1964
Gillbe, Charles E. (LD) West Putney: 2018
Gillespie, Jamie (LD) Latchmere: 2010
Gillies, Lilias G. (Lab) Furzedown: 1982
Gitsham, Mark (LD) Queenstown: 2018; Nine Elms: 2022
Gittins, Cecil V. (L) Shaftesbury: 1956, 1959, 1962, 1964, 1968; Northcote: 1971, 1974, 1978
Glanfield, J. (L) Southfield: 1962
Glanvill, F. (MR) Broomwood: 1937
Glanville, M. (MR) Balham: **1912, 1919**
Glassett, A. (MR) Winstanley: 1945
Glaze, R. (MR) Clapham North: 1945, (Con) **1949**
Gledhill, E. (L) Thornton (B): 1953
Gledstone, L. (Prog) Streatham: 1919
Glegg, Alexander (Prog) Clapham South: **1903,** 1906
Glover, Olly (LD) Nightingale: 2018
Glover, W. (MR) Latchmere: 1922
Glynne, Jasmin (Lab) East Putney: **2026**
Goalen, Richard M. (LD) St John: 1994
Goat, Richard (Con) Bedford: 1986
Goatley, Eva D. (Lab) Bedford: **1971**
Goddard, A. (Lab) Putney: 1937
Goddard, David R. (Con) Balham: **1982, 1986**
Godden, C. (MR) Latchmere: 1928; Park: **1931;** Shaftesbury: 1934
Godden, S. (MR) Nine Elms: 1931
Godfrey, A. (MR) Park: **1922, 1931**
Godfrey, J. (Ind) Streatham: 1900, 1903, 1906, 1909
Godfrey, W. (MA) Church: 1903
Goenka, Rishi (Con) Wandsworth Town: 2022
Gold, G. (Lab) Larkhall: **1962**
Gold, H. (MR) Clapham South: **1912,** 1919
Goldacre, P. (Lab) Nightingale: 1962
Goldin, Joan (L) Northcote: 1978
Golding, James A. (Lab) Church: **1953, 1956, 1959, 1962;** Alderman: **1964;** Bedford: 1968; Shaftesbury: **1971, 1974;** Nightingale: 1978
Golding, K. (Con) Earlsfield: 1959
Gold, E. (Mod) Fairfield: 1900; (MR) **1909**
Goldsmith, Nigel R. (Lab) Shaftesbury: 2002
Goldsmith, Steven P. (Grn) Earlsfield: 2010
Goldsmith, W. (MR) Church: 1945
Good, Robert A. (Con) Fairfield: 1971; Thamesfield: 1974
Goodall, F. (MR) Streatham: **1925, 1928**
Goodall, Louise A, (Con) Furzedown: 2010
Goodall, N. (L) Nightingale: 1953
Goode, P. (Unemployed Workers' Movement) Winstanley: 1931
Goodfellow, G. (MR) Tooting: **1922, 1925**
Goodley, G. (Prog) Springfield: 1903
Goodman, H. (Prog) Latchmere: 1906
Goodrich, Eleanor (Lab) Balham: 1925, 1931, Tooting: **1934, 1937, 1945**
Goodson, A. (National Federation of Discharged Servicemen) Winstanley: **1919**

Goodwin, Glyn K. (Grn) Earlsfield: 2018; Wandsworth Common: 2022; Wandle: 2026
Goodwin, H. (MR) Winstanley: 1925
Goodwin, Lawrence W. (Lab) Newtown: **1949, 1953, 1956, 1959, 1962;** Latchmere: **1964, 1968**
Gordon, F. (Con) Church: 1962
Gordon, Winston E. (Lab) Earlsfield: 1994
Gorham, J. (Prog) Clapham South: 1906
Gorman, J. (Con) Furzedown: 1959
Gormley, Kerry (Grn) Nightingale: 1998
Gorringe, A. (Lab) Broomwood: 1925; Nine Elms: **1931**
Gorringe, T. (Lab) Springfield: 1934, 1937; (Comm) 1945
Gosden, A. (MR) Putney: **1912**
Gosling, Douglas H. (Con) Springfield: **1978**
Goss, Gerald L. (Con) Fairfield: 1982
Goulborn, Anne M. (Lab) Southfield: 1990
Gould, H. (MR) Latchmere: 1922
Goulding, E. (Lab) Streatham: 1925
Govindia, Ravindra P. (Con) Nightingale: **1982, 1986, 1990, 1994, 1998, 2002, 2006;** East Putney: **2010, 2014, 2018, 2022, 2026**
Gowland, J. (MR) Balham: **1925**
Gowlett, Sidney F. (Lab) Putney: 1959; West Hill: 1964, 1968; Alderman: **1974;** West Putney: 1978
Goymer, R. (MA) Church: 1900
Gradwell-Walker, R. (MR) Park: 1934
Graham, Angela (Con) Earlsfield: **1986, 1990, 1994, 1998, 2002, 2006, 2010, 2015B, 2018;** Wandsworth Common: **2022, 2026**
Graham, Bryan (Con) Fairfield: 1986
Graham, J. (Lab) Nine Elms: 1937
Graham, Peter T. (Con) Wandsworth Common: **2018, 2022, 2026**
Graham, Vanessa C.L.C. (Con) Fairfield: **1990, 1994, 1998, 2002, 2006, 2010**
Grainger, A. (Con) Shaftesbury: 1949; Queenstown: 1962
Grainger, Harold (Comm) East Putney: 1986
Grant, Andrew G. (Con) Northcote: **1982, 1986, 1990**
Grant, David J. (Con) Earlsfield: 1964
Grant, Loren C. (Grn) Tooting: 1986
Grant, Scott (Ref) Balham: 2026
Grautoff, A. (Mod) Clapham South: 1903
Gray, Anita C. (Grn) East Putney: 2018
Gray, J. (Lab) Streatham: 1919
Gray, Peter A. (NF) St John: 1978
Gray, Sarah P. (SDP All) Balham: 1986
Grayson, Simon D. (Lab) St Mary's: 2026
Greaney, W. (Prog) Church: **1903,** 1906, 1909
Green, A. (MR) Bolingbroke: 1945; (Con) Thornton: **1949**
Green, Christine A. (LD) Nightingale: 1998; Northcote: 2002, 2006, 2014; Balham: 2018
Green, D. (Lab) Streatham: 1919
Green, Edward P. (Humanist) Springfield: 1986
Green, Mark A. (LD) Graveney: 1990, 1994, 1998
Green, Matthew G. (LD) East Putney: 1990; Southfield: 1994; Balham: 1998, 1999B, 2002, 2006, 2010, 2014, 2018
Green, Paul V. (Con) St John: **1990;** Southfield: **1994**
Green, Philip (Lab) Queenstown: **1986,** 1990
Greener, W. (MR) Clapham North: **1922, 1925, 1928, 1931, 1934, 1937,** (Con) **1949**
Greenfield, Andrew (SDP All) Southfield: 1986
Greenham, A. (Soc) Church: 1906
Greenlees, M. (Con) Winstanley: 1962
Greenslade, J. (Prog) Latchmere: 1912
Greenwood, R. (Con) Streatham Hill: **1962**
Gregory, A. (MA) Nine Elms: 1900
Gregory, J. (Lab) Tooting: 1925, 1928, 1931, **1945;** Fairfield: 1934; Springfield: 1937
Greig, W. (Ind) Balham: 1903
Greville, D. (MR) Putney: **1931, 1934, 1937**
Greystoke, J. (Lab) Balham: **1945**
Gridley, A. (Prog) Southfield: 1900; Fairfield: **1903**, 1906, 1909
Gridley, A. (Prog) Southfield: 1909; Putney: 1912
Griffin, F. (Lab) Thornton: 1949
Griffin, H. (MA) Church: 1900; St John: **1906**
Griffin, H. (Ind) Putney: 1900
Griffin-Beale, Lucy J. (LD) Southfield: 2014
Griffith, Guy D.P. (Lab) Southfield: 2018
Griffiths, Dennis J. (Lab) Latchmere: **1962;** St John: **1964**
Griffiths, G. (Lab) St Leonard's: 1949
Griffiths, T. (Lab) Clapham North: 1949
Grimes, Aiden (Lab) St John: **1994,** 1998
Grimshaw, Janet (Lab) Thamesfield: 2010, 2014
Grimshaw, John F. (Con) Earlsfield: 1986, **1990, 1994**
Grimston, Malcolm C. (Con) Tooting: 1990; West Hill: **1994, 1998, 2002, 2006, 2010, 2014;** (Ind) **2018, 2022, 2026**
Grindrod, Mark A. (Lab) Balham: 1998
Grinyer, Thomas P. (Lab) Northcote: 2002
Grisewood, John P. (L) Church: 1962; St Mary's Park: 1964, 1968, 1971
Griss, N. (Con) Earlsfield: 1962
Grist, R. (MR) Streatham: **1928, 1931, 1934**
Groome, J. (MR) Clapham North: **1912**
Groves, Gordon R. (Con) Furzedown: 1971
Groves, Joshua M. (Lab) Lavender: 2026
Grubb, Becky (LD) Thamesfield: 2022
Grugeon, D. (Lab) West Hill: 1962
Guerra, Sarah P. (Lab) Earlsfield: 2010
Guite, Alexander (Lab) West Hill: 2006
Gulati, Harbans (MR) Broomwood: **1934, 1937, 1945;** (Lab) Bolingbroke: **1962**
Gulliford, C. (MR) Clapham North: **1909, 1912,** 1919; Clapham South: **1922, 1925**
Gulliver, C. (Ind) Putney: 1912
Gunarathne, Luwis S. (Grn) Lavender: 2026
Gunnett, W. (Lab) Tooting: 1925
Gurling, J. (Con) Vicarage: 1953
Gurling, James C. (LD) Springfield: 1994
Guttman, Nicholas (Lab) Northcote: 1986
Guy, Gillian M. (Lab) Southfield: 1968
Guy, John P. (Lab) Fairfield: 1968
Guy, Samantha (Grn) Springfield: 1998; Wandsworth Common: 2002
Guyatt, Thomas (LD) Roehampton: 2026

H

Haarer, M. (Con) Thornton (W): 1953; Larkhall, 1956
Hacker, A. (L) Church: 1962
Hacker, K. (L) Broomwood: **1962**
Hackett, Victoria A. (Con) Graveney: 1978
Hacking, Lizzie (Con) Falconbrook: 2026
Haddon, Robin G. (Ref) West Putney: 2026
Hadrill, P. (Con) Streatham Hill: 1949
Hagger, Mark (Lab) West Putney: 1986
Hain, Walter V. (L) Thamesfield: 1974, 1978
Haines, Olive (Con) Putney: **1949, 1953, 1956;** Thamesfield: **1959, 1962, 1964**
Haines, Patrick (NF) Earlsfield: 1978
Haines, Ryan E. (Lab) Nightingale: 1994
Hale, R. (Lab) Thornton: 1959
Hale, S. (MA) Bolingbroke: **1900, 1903**
Halfacree, G. (MR) Fairfield: **1928, 1931, 1934,** 1937
Halford, Andrew R. (Con) Furzedown: **2002**
Hall, A. (MA) Church: 1900; Latchmere: 1903
Hall, E. (L) St Leonard's: 1949
Hall, F. (Lab) Shaftesbury: 1909, (Prog) **1912**
Hall, H. (Lab) Streatham: 1925; Park: 1928
Hall, Joanna C. (Con) Battersea Park: 2026
Hall, W. (Prog) Southfield: 1903
Hallas, G. (Lab) Clapham North: 1900
Hallett, B. (MR) Putney: **1928**
Hallett, J. (MR) Tooting: 1909
Hallinan, J. (MR) Balham: **1912**
Hallmark, John D. (Con) St Mary's Park: **1998, 2002, 2006, 2010**
Halsey, H. (Lab) Nine Elms: **1945, 1962;** Park: 1956
Halsey, J. (Lab) Streatham: 1919, 1922
Halsey, J. (Lab) Nine Elms: **1949, 1953, 1956, 1959, 1962**
Halsey, J. (Con) Fairfield: 1953
Halyburton, Alistair M. (Con) Balham: 1974
Hamilton, Daniel R. (Con) Balham: **2022;** Lavender: **2026**
Hamilton, Hector A. (Con) West Hill: **1978**
Hamilton, J. (Prog) Putney: 1912
Hamilton, J. (L) Thornton (W), 1962
Hamilton, Neil (UKIP) St Mary's Park: 2014
Hamilton-Williams, Colin A. (LD) Graveney: 2018
Hammond, W. (MA) Church: 1900, Broomwood: **1903,** 1906; (MR) Park: **1909, 1912;** St John: 1919; Latchmere: 1931
Hampton, Melanie C.A. (Con) St Mary's Park: **2014, 2018;** West Putney: **2026** (see also Melanie Kelly)
Hampton, Kenneth G. (NF) Queenstown: 1978
Hance, K. (L) Balham: 1949
Handford, H. (Lab) Springfield: **1945,** 1949
Handyside, Patrick (Con) Southfield: **1968;** Thamesfield: 1971, 1974
Hansell, A. (Lab) St Leonard's: 1962
Hansford, Sophy (Grn) Northcote: 2010
Hanson, Josephine (Grn) Shaftesbury: 1986
Hanson, Marie T. (Con) Queenstown: **2014,** 2018; Shaftesbury & Queenstown: 2022
Hanton, W. (Lab) Putney: 1945
Haq, Atta-Ul (Con) Tooting: 2010
Hara, Nobuco (Lab) West Hill: 2018
Harbour, G. (Lab) West Hill: 1956
Harding, F. (Soc) Winstanley: 1906; Broomwood: 1922
Harding, J. (Prog) Streatham: 1900, (MR) **1909, 1912**
Harding, T. (MR) Southfield: **1919, 1922, 1925, 1928, 1931, 1934**
Harding, Jayne U.S.I. (Lab) Queenstown: 2010
Hardy, W. (MR) Nine Elms: 1934
Hare, B. (Mod) Balham: **1900**
Hare, J. (Mod) Clapham North: 1903, (Ind Con) 1906
Harford, Gerald M. (Con) Latchmere: 1978
Hargreaves, Andrew R. (Con) Shaftesbury: 1982
Harley, H. (MA) Park: 1900
Harley, H. (Ind) Streatham: 1909
Harling, Horace (Lab) Shaftesbury: **1919, 1922, 1925, 1928, 1931;** St John: 1934; Winstanley: **1945, 1949, 1953, 1956**
Harlow, Alexander D. (LD) Shaftesbury: 2018
Harman, R. (Con) Church: 1953, 1956
Harmer, P. (MR) Church: 1934
Harmsen, John (UKIP) Earlsfield: 2014; (Ref) Furzedown: 2026
Harper, D. (Lab) Streatham South: 1956
Harper, F. (Lab) Winstanley: **1953, 1956, 1959**
Harries, David I. (SDP All) Queenstown: 1986
Harries, H. (Lab) Clapham North: 1922
Harris, Clive E. (Con) Roehampton: 1971
Harris, F. (Lab) Putney: 1931, 1934, 1937, 1945, 1953
Harris, H. (Con) Earlsfield: **1949**
Harris, John L. (Con) West Hill: **1974**
Harris, P. (Con) Vicarage: 1953, 1956; Queenstown: 1959
Harris, Roger G. (Lab) Balham: 1986
Harris, T. (MR) Nine Elms: 1912
Harris, Thomas O.C. (Con) Roehampton: **1998**
Harris, Tracy J. (LD) East Putney: 2002
Harris, W. (MR) Winstanley: 1945
Harrison, Gerard (Grn) Furzedown: 2018, 2019B
Harrison, Maurice A.R. (Lab) Furzedown: 1968
Harrison, W. (Mod) Springfield: 1900, (MR) 1919
Harper, Frederick J.J. (Lab) Northcote: 1968
Harris, Lauren J. (Grn) Southfield: 2018
Harrison, H. (National Democrat) Church: 1919
Harrison, Herbert (Lab) Park: **1937, 1945**
Harrison, Herbert Jnr (Lab) Thornton (B) 1962
Harrison, Herbert J. (Lab) Shaftesbury: **1945, 1949, 1953, 1956, 1959, 1962, 1964,** 1968, **1971, 1974, 1978, 1982**
Harrison, Paul J. (L All) Balham: 1982
Harrison, Tim (Ref) Thamesfield: 2026
Harrison, W. (Mod) Springfield: **1900, 1903**, (MR) **1906, 1909**
Harrison, W. (MR) Latchmere: 1945
Harry, Cynthia (Christian People's All) Earlsfield: 2002
Hart, F. (MR) Springfield: 1919
Hart, Ian P. (Con) Furzedown: **1994, 1998;** Wandsworth Common: **2002;** Nightingale**: 2006, 2010, 2014, 2018**
Hart, R. (Con) Larkhall: 1949
Hart Dyke, Cait (LD) West Putney: 2022
Harvey, A. (Con) Church: 1956
Haseldine, J. (MR) Park: **1922**
Haskell, G. (MR) Fairfield: 1937
Haslam, Richard G.G. (Con) Latchmere: 1964

Haslett, C. (MR) Fairfield: **1931, 1934,** 1937
Hass, Daria A. (Renew) Queenstown: 2018, (Lab) Battersea Park: 2026
Hastie, T. (Prog) Winstanley: **1903,** 1909**;** Broomwood: 1906
Hatto, F. (MR) Park: 1937
Hautot, June (Ind) Southfield: 2002
Hawke, L. (Lab) Tooting: 1949
Hawes, Amanda J. (Grn) East Putney: 1986
Hawke, K. (Con) Church: 1956
Hawkes, L. (Comm) Newtown: 1953
Hawkes, Ruby (Grn) Southfields: 2026
Hawkesworth, P. (L) Nightingale: 1953
Hawkins, F. (Lab) Balham: 1925
Hawkins, Duncan W.F. (Con) East Putney: **1983B;** West Putney: **1986, 1990, 1994, 1998**
Hawkins, S. (Lab) Southfield: 1937
Hawthorne, E. (Con) Larkhall: 1953
Hawthorne, J. (Con) Larkhall, 1956, 1959
Hay, Edward P.G. (Con) Queenstown: 1982
Hay, Matthew J.G, (Lab) Southfield: 2010
Hayden, H. (MR) Balham: **1934, 1937,** 1945
Hayes, Alfred E.G. (Con) St John: 1956; Nightingale: **1959, 1962;** Balham: **1964, 1968, 1971**
Hayes, D. (Con) Shaftesbury: 1959
Hayes, K. (Con) Thamesfield: **1956**
Haymes, R. (Lab) Streatham Common: 1959
Hayne, J. (MR) Tooting: **1937**
Hayr, Barbara L. (Con) Lavender: **1949;** St John: 1974; Shaftesbury: 1978
Haythornthwaite, Peter (MA) Bolingbroke: **1900, 1903;** (MR) Broomwood: **1906;** Nine Elms: **1909,** 1912, 1919
Haythornthwaite, P. (MR) Broomwood: **1919**
Hayward, Edmund R. (Con) Shaftesbury: 1982, 1986
Hayward, F. (Prog) Winstanley: 1909
Hayward, J. (Lab) Clapham South: **1945;** Thornton (W): 1949; Larkhall: **1953**
Hayward, R. (Prog) Broomwood: 1906
Hazell, H. (Mod) Streatham: **1900**
Hazell, J. (Lab) Streatham: 1919, 1922
Head, H. (Soc) Church: 1909
Headlam, A. (Lab) Broomwood: 1919
Headland, Jane M. (L) Thamesfield: 1978; (LD) West Hill: 1990
Healey, R. (L) Tooting: 1959
Healy, T. (Lab) Streatham Hill: 1949
Heard, J. (MR) Fairfield: **1919, 1922, 1925**
Hearn, Sarah (Con) Springfield: 1974
Heaster, Maurice A.S. (Con) Northcote: **1968,** 1971; Nightingale: **1972B, 1974, 1978, 1982, 1986, 1990, 1994, 1998, 2002;** Wandsworth Common: **2006, 2010, 2014**
Heaton-Harris, Christopher (Con) Latchmere: 1994
Heath, Harvey J. (Lab) Balham: 2002; Bedford: 2006; Northcote: 2010, 2014
Heath, Samantha L. (Lab) Latchmere: **1994, 1998;** Shaftesbury: 2018
Heath, W. (Lab) Nine Elms: **1928, 1931**
Heath, William (MR) Putney: **1931, 1934, 1937, 1945,** (Con) Thamesfield: **1949**
Heathcote, E. (Lab) Balham: 1928
Heaver, E. (MR) Latchmere: **1925**
Heaviside, B. (MA) Winstanley: 1900
Hedger, B. (Lab) Fairfield: 1925, 1928, 1934
Hedges, A. (Prog) Streatham: 1900
Hedges, Lynsey E. (Con) Balham: **2022, 2026**
Hedley, W. (Lab) Balham: **1945,** 1949
Heinrich, E. (Lab) Putney: 1956, 1959
Held, Charles M. (Ecology) East Putney: 1983B
Helm, Christopher A.R. (Lab) Graveney: **1972B, 1974**
Helmore, G. (MR) Streatham: **1912**
Helms, Stephen E. (Ref) Shaftesbury & Queenstown: 2026
Henderson, Dylan C.P. (LD) Trinity: 2026
Henderson, Graeme P. (Lab) Earlsfield: **2018;** Roehampton: **2022, 2026**
Henderson, H. (MR) Clapham North: **1912**
Henderson, J. (Prog) Streatham: 1900
Henderson, Richard J.R.M. (LD) Furzedown: 1994
Henderson, S. (Lab) Putney: 1949
Henderson, Sarah (Grn) Tooting: 2006
Henderson, W. (MR) Clapham North: **1909**
Hendrick, Joseph (Lab) Nine Elms: **1919, 1922, 1925, 1928, 1931**
Hendrick, M. (Lab) Nine Elms: **1931**
Hendrie, P. (Lab) St Leonard's: 1953; Furzedown: **1956, 1959**
Hendry, Kim (Trade Union and Soc Coalition) Furzedown: 2014; Falconbrook: 2022; Tooting Broadway: 2026
Henley, Rosemary (L All) Roehampton: 1986; (LD) Parkside: 1990
Henley, Russell P. (LD) Earlsfield: 2018
Hennell, J. (Prog) Springfield: 1903, 1906
Henriques, O. (Con) Furzedown: 1962
Henry, James (Lab) Alderman: **1964**
Henry, Charles V.G. (Lab) Shaftesbury: 1990; Fairfield: 1994
Hepburn, C. (Soc) Park: 1909
Hepburn, Margaret G. (Lab) Furzedown: 1998
Herbert, F. (Lab) Fairfield: 1922
Hercock, Stuart H.J. (Lab) Bedford: 1978; St Mary's Park: **1982, 1986,** 1990
Herd, J. (Lab) Nine Elms: **1925**
Heriot, Margaret S. (Con) Tooting: 1998
Heritage, R. (MR) Nine Elms: 1934
Heron, Marlene S. (Lab) West Putney: 1982
Heron, Richard F.J. (L) Bedford: 1974; Graveney: 1976B; Nightingale: 1982
Herd, J. (Lab) Latchmere: **1922**
Herper, F. (Lab) Winstanley: **1962**
Hersey, P. (MR) Church: 1925, 1928
Hewett, Sandra J. (Grn) Fairfield: 1990
Hewett, W. (Mod) Streatham: **1903,** (MR) **1909**
Hewitt, A. (Con) Earlsfield: 1956; (Ind Con) Bedford: 1959
Hewitt, C. (Prog) Streatham: 1919, 1922; (Ind Prog) Streatham: 1925
Hewitt, G. (Prog) Bolingbroke: 1900; Balham: 1903
Hewitt, G. (Ind L) Streatham: 1928, (Ind) 1931
Hewitt, H. (MR) Shaftesbury: 1925, 1928
Heywood, D. (L) Bedford: 1959
Heywood, Jonathan G. (Lab) Northcote: 2026
Hichisson, Robert J. (Lab) East Putney: 1978
Hickman, E. (MR) Balham: **1906**

Hickman, W. (Prog) Putney: 1912
Hickmet, Richard (Con) Bedford: **1978;** West Hill: **1982**
Hickmore, G. (Con) Clapham Park: **1953, 1956, 1959, 1962**
Hicks, E. (Lab) Balham: **1928, 1931**
Higgins, A. (MR) Shaftesbury: 1928; Bolingbroke: **1934, 1937,** 1945
Higgins, M. (Lab) West Hill: 1949
Higgins, T. (Lab) Clapham North: **1919;** (Workers) 1922
Higgins, W. (MR) Balham: **1931, 1934**
Higham, Sara J. (Lab) Bedford: 2010
Hill, Arthur J. (Lab) Springfield: 1953; Graveney: **1956, 1959, 1962, 1964,** 1968, **1971, 1974;** Nightingale 1968B
Hill, Catherine L. (LD) Furzedown: 1998
Hill, David R. (Lab) Nightingale: 1972B
Hill, E. (Prog) Bolingbroke: 1909
Hill, G. (MR) Streatham: **1925, 1928, 1931, 1934, 1937, 1945**
Hill, Jennifer (Lab) Balham: 2006
Hill, Pippa (Con) Latchmere: 2006
Hill, Rodney J. (Con) Southfield: **1968**
Hill, T. (L) Streatham Hill: 1953, 1956
Hill, W. (MR) Shaftesbury: 1925
Hillier, A. (Lab) Putney: 1931
Hillier, B. (Lab) Putney: 1934
Hills, F. (MR) Streatham: **1931, 1934, 1937**
Hilton, George (Renew) Fairfield: 2018
Hilton, Jane S. (Renew) Northcote: 2018
Hime, Martin (Con) Roehampton: 1990; West Putney: **2002**
Hindley, Belinda V. (Lab) East Putney: 1982
Hines, Thomas J. (Lab) Broomwood: 1928, 1931; Church: **1934, 1937, 1945;** Latchmere: 1949
Hinton, Andrew C. (LD) West Hill: 2018, 2022
Hipwell, Michael D. (Lab) Queenstown: 2002
Hiscox, C. (Lab) Broomwood: 1928, 1931
Hislop, A. (Lab) Thornton (W): 1953
Hitchins, Matthew G. (Grn) Nine Elms: 2026
Hoad, H. (MR) Nine Elms: 1922, 1925
Hoadley, Elsie A. (Lab) Queenstown: **1971, 1974;** Latchmere: **1978**
Hoare, Eileen M.R. (Con) Putney: **1964**
Hoare, F. (MR) Springfield: **1937**
Hoare, G. (MR) Balham: **1922, 1925, 1928, 1931**
Hoare, R. (MR) Southfield: 1945
Hobbs, A. (Lab) Balham: 1925; Clapham South: 1928
Hobbs, E. (MR) Streatham: **1906, 1909**
Hobbs, T. (Ind) Streatham: 1903, 1906, 1909
Hockley, J. (Lab) Park: **1919,** 1922, 1925
Hodges, Anthony W. (UKIP) West Putney: 2014
Hodges, Mary C. (Con) West Putney: **1978**
Hodgson, Adrian (SDP All) Roehampton: 1986
Hodgson, L. (Prog) Shaftesbury: 1909
Hodgson, W. (Lab) Fairfield: 1931
Hodson, David (Con) Tooting: 1986, 1994
Hoffman, Marian B. (Grn) Graveney: 2002; Latchmere: 2006; Shaftesbury: 2010; Thamesfield: 2010B; Queenstown: 2014
Hogan, Daniel (Lab) Wandsworth Common: 2022
Hogan, Eileen M. (Lab) Queenstown: **1986**
Hogg, Simon (Lab) Latchmere: **2010, 2014, 2018;** Falconbrook: **2022**, **2026**
Hoile, E. (MR) Putney: **1906, 1909, 1912**
Holben, Mary M. (Con) West Putney: **1978, 1982, 1986, 1990, 1994**
Holben, Ronald G.R. (Con) Roehampton: 1990
Holden, A. (Lab) Broomwood: 1945; Thornton (B): 1953
Hole, David R. (LD) Wandsworth Common: 2002
Holland, Benjamin J. (Con) West Hill: **2002**
Hollands, R. (Con) Graveney: 1956
Hollick, F. (Prog) Streatham: 1900
Holliday, Cyril A.S. (Lab) Nightingale: 1959; Latchmere: **1962;** Queenstown: **1964, 1968**
Hollidge, A. (Soc) Winstanley: 1906; (Lab) Bolingbroke: 1919
Hollington, W. (MR) Tooting: **1922**
Hollis, L. (Lab) Fairfield: **1937;** Springfield: **1945,** 1953, **1956;** Southfield: 1959; Putney: 1949
Hollman, J. (Lab) Balham: 1937
Holloway, C. (Comm) Queenstown: 1956
Holloway, H. (MA) Nine Elms: **1900,** 1903
Holloway, J. (Ind Prog) Shaftesbury: 1903
Hollowood, Beatrice E. (Con) Roehampton: 1982
Holly, J. (Prog) Park: 1912
Holmes, Dora (Lab) West Hill: 1982
Holmes, J. (Ind Lab) Springfield: 1925; (Ind) 1931
Holmes, John K. (L) Bedford: 1974, (L All) 1982
Holmes, Leonard W. (Lab) West Hill: 1968, **1971,** 1974, 1978; Roehampton: **1980B;** Parkside: 1982; West Hill: 1983B
Holmes, Ralph C. (Lab) Tooting: **1971**
Holock, C. (Lab) Putney: 1928
Holtham, Vanessa B. (Ref) South Balham: 2026
Homer, I. (Con) Newtown: 1949
Honeyball, Derek W. (Lab) Wandsworth Common: 2010
Honhold, T. (MR) Shaftesbury: **1909;** St John: **1912**
Hope, Marc (Con) Graveney: 1990, 1994; Earlsfield: **2002, 2006**
Hopkins, Toby (Lab) South Balham: **2026**
Hoptroff, C. (Comm) Clapham North: 1949
Horgan, A. (Lab) Streatham: 1931
Horn, W. (Soc) Winstanley: 1909
Horne, F. (Con) Shaftesbury: 1956
Horner, I. (MR) Latchmere: 1945
Horrocks, John (L) Putney: 1974; Southfield: 1975B; West Hill: 1978; Thamesfield: 1986; (Ind) Thamesfield: 2002
Horsler, Dorothy H. (Grn) Earlsfield: 2002; Southfield: 2006
Horstead, E. (Lab) Furzedown: 1949; Streatham Hill: 1953, 1956, 1959, 1962
Hortas, Neville R.G. (Lab) Earlsfield: 1978
Hosain, Thakur (Del) D. (Lab) Graveney: **1990;** Balham: 1994; Graveney: **1998, 2002**
Hosking, Kenneth B.M. (L) West Hill: 1974; Southfield: 1978; (L All) West Hill: 1986
Hosking, Teresa M. (L All) Roehampton: 1986
Hostler, Arthur W.A. (L) Shaftesbury: 1962, 1964
Hovenden, F. (Prog) Winstanley: **1912**
Hovey, G. (Ind) Tooting: 1903
Howard, A. (Lab) Putney: 1931
Howard, Arthur J.H. (Con) Queenstown: 1986
Howard, E. (MR) Streatham: **1922, 1925, 1928**
Howard, P. (Con) Broomwood: **1949**

Howard, T. (Con) Earlsfield: 1953, 1956; Springfield: 1959
Howard, W. (Lab) Bolingbroke: 1922; Broomwood: 1925
Howe, Victor J. (L) Shaftesbury: 1956, 1959; Northcote: 1964; Balham: 1974
Howell, Frederick P. (Lab) Queenstown: **1962, 1964, 1968**
Howes, R. (Lab) Shaftesbury: 1909; Bolingbroke: 1909
Howlett, Prof Elizabeth (Con) Parkside: **1986, 1990, 1994, 1998;** West Hill: **2002, 2006, 2010**
Hoyle, W. (Prog) Shaftesbury: **1906,** (Lab) 1909; Fairfield: 1919
Hudd, Simon J. (Grn) Wandsworth Common: 2018
Hudman, B. (Con) Queenstown: 1956, 1959, 1962
Hudman, M. (Con) Winstanley: 1956; Queenstown: 1962
Hudson, E. (MA) Park: 1962
Hudson, Huxley C.F. (Con) West Hill: **1978;** Furzedown: **1983B**
Hudson, John D. (Con) Graveney: 1956, 1959, 1962, 1971; Tooting: 1964
Hudson, Zoe C. (Con) Graveney: 1964
Huggett, E. (Lab) Thamesfield: 1959
Huggins, M. (Lab) Thamesfield: 1953
Hughes, David J. (L) Roehampton: 1980B
Hughes, F. (Con) Church: 1949; Vicarage: 1953
Hughes, H. (Lab) Bolingbroke: 1937; Stormont: 1949
Hughes, J. (MR) Shaftesbury: 1945
Hughes, Josh (LD) Thamesfield: 2026
Hughes, Leslie N. (Con) Springfield: 1964
Hughes, John T. (SDP All) Queenstown: 1982
Hughes, Robert D. (Con) Tooting: 2014; West Hill: 2018; South Balham: 2026
Hughes, Roger R. (Lab) Tooting: **1986**
Hughes Kroon, Sian E. (LD) St Mary's Park: 2018
Hulks, E. (Lab) Streatham Hill: 1953, 1956
Humberstone, Nicholas (Grn) Tooting Broadway: 2024B; Balham: 2026
Humphrey, A. (Lab) Queenstown: **1949**
Humphrey, Frederick (Lab) Latchmere: **1934, 1937, 1945, 1949, 1953**
Humphreys, E. (Soc) Park: 1909
Humphries, Carol (Con) Queenstown: **1994, 1998**
Humphries, Guy D.R. (Con) Southfield: **2010, 2014, 2018, 2022, 2026**
Humphreys, Graham P. (Grn) Balham: 2002; Earlsfield: 2006; Roehampton & Putney Heath: 2010, 2014
Humphreys, William H. (Soc) Winstanley: 1906; Shaftesbury: 1909, 1912; (Lab) Springfield: **1919;** Nine Elms; **1922, 1925, 1928**
Humphreys, W. (Lab) Springfield: 1928
Hunt, A. (MR) Shaftesbury: 1931, 1934
Hunt, E. (Comm) Queenstown: 1949
Hunt, G. (MA) Winstanley: 1900
Hunt, G. (Lab) St Leonard's: 1962
Hunt, James (L) Latchmere: 1974
Hunt, Rupert D.B. (Ref) Lavender: 2026
Hunt, W. (Soc) Church: 1906
Hunt, William (Mod) Balham: **1900, 1903,** (MR) **1906**
Hunt, W. (Prog) Streatham: 1903
Hunter, Connie A. (Grn) Southfield: 2014
Hunter, J. (Comm) Clapham North: 1949
Hunter, Timothy A. (Con) Queenstown: 1974
Hurley, A. (Ind) Tooting: **1912, 1919**
Hurley, C. (L) Thornton (B) 1959, 1962
Hurley, Guy J.D. (Con) Balham: **1998;** Graveney: **2002**
Hurley, J. (Prog) Nine Elms: **1906**
Hurley, Samantha C.B. (Con) Graveney: 2002
Hurlock, E. (MR) Winstanley: **1909,** 1912
Hursey, J. (Lab) Clapham Park: 1956
Hursey, S. (Lab) Fairfield: **1945**
Hurst, F. (MR) Nine Elms: 1937
Hussain, Imran (LD) Tooting Bec: 2026
Hyde, D. (MR) Nine Elms: 1937
Hyde, V. (Lab) Latchmere: **1937**
Hyland, Caroline C. (Lab) Balham: 2014
Hyman, M. (Lab) Clapham Park: 1962
Hyman, S. (Lab) Larkhall: **1953;** Clapham North: **1956;** Larkhall: **1959**
Hymas, Tom (Lab) Northcote: 2018
Hyson, Frederick W. (L) St Mary's Park: 1964

I

Idle, E. (Prog) Southfield: 1906
Idle, G. (Prog) Bolingbroke: 1900
Idle, H. (Prog) Southfield: 1900
Ijaola, Olugbemniyi [Niyi] (Lab) Queenstown: 2006
Iles, W. (Lab) Putney: 1937, 1945
Iliff, Jonathan N.D. (Con) Furzedown: 2022; Tooting Broadway: 2022B; Balham: **2026**
Illsley, Pauline J. (Grn) Shaftesbury: 1998
Inan, Yasin (Lab) West Putney: 2018
Inanc, Tolga (Con) Tooting Bec: 2026
Ingham, Mary (Ind) Trinity: 2026
Inglesant, Philip G. (Lab) Queenstown: 1994
Ingram, Chloe L. (Lab) Northcote: 2018
Ingram, Frank J. (Lab) St John: **1982**
Ingram, J. (Con) Bolingbroke: 1956
Inkster, L. (Con) Broomwood: **1949**
Inman, A. (Lab) Latchmere: **1934, 1937**
Inman, Peggy F. (Lab) Springfield: **1964,** 1968
Ireland, Angela M. (Lab) West Hill: 2014, **2018, 2022, 2026**
Ireland, T. (MR) Broomwood: 1945; (Con) Thornton (B), **1949, 1953, 1956, 1959, 1962**
Irfan, Marium (Lab) Wandsworth Common: 2018
Irons, H. (Lab) Putney: 1931
Irvine, Duncan V. (Con) Furzedown: 1974
Irving, Abigail S. (LD) Earlsfield: 2002
Irwin, Jon (LD) Tooting: 2014; Nightingale: 2018; Furzedown: 2019B; Trinity: 2022
Irwin-Slinger, Jeremy P.T. (Lab) Parkside: 1982
Islam, Dr Misbah (Lab) Nightingale: 2002
Ismail, Sacha (Grn) Wandsworth Town: 2026
Ivens, H. (Lab) Tooting; **1953, 1956**
Ivens, W. (Prog) Winstanley: **1900;** (Soc) 1909

J

Jacob, G. (MR) Park: **1928;** Nine Elms: 1937
Jacobs, Megs (Lab) Southfields: 2026
Jacobsson, Otto (Con) Tooting Broadway: 2024B; Trinity: 2026
Jackson, B. (Lab) Streatham South: 1959
Jackson, C. (Con) Shaftesbury: 1953; Stormont: 1956, **1959,** 1962
Jackson, D. (Mod) Putney: **1900, 1903,** (MR) **1906, 1909, 1912;** (Rate) **1919**
Jackson, Dr Henry (Rate) Putney: **1919, 1922**
Jackson, Keith L. (Lab) Graveney: **1962, 1964**
Jackson, Lynne T. (Lab) Fairfield: 2018
Jackson, M. (MR) Latchmere: 1937
Jacob, Alexander (Con) Tooting: **2006;** Bedford**: 2010,** 2014
Jafri, Sana Z. (Lab) Wandsworth Town: **2022,** St Mary's: 2026
James, A. (Soc) Shaftesbury: 1909; Latchmere: 1912
James, Dawn (Ref) Falconbrook: 2026
James, J. (Lab) Fairfield: **1945, 1949, 1953, 1959;** Southfield: **1956**
James, J. (L) Southfield: 1949
James, John H. (Lab) Putney: 1964, Alderman: **1964**
James, L. (L) Broomwood: 1953
James, Leonard V. (Comm) Earlsfield: 1959; Graveney: 1964
James, Madison (Ref) Lavender: 2026
James, Simon A. (LD) Tooting: 1994; Graveney: 1998
James, W. (MR) Southfield: 1937
Jayson, Daniel M. (LD) Northcote: 2018
Jeal, Phillipa A. (LD) Furzedown: 2026
Jeater, F. (Con) Tooting; 1953
Jefferis, F. (MR) Latchmere: 1919
Jeffers, Samuel J. (Jeffe) (Lab) St John: **1978, 1982**
Jeffery, J. (MA) Church: 1906; (MR) Park: **1909,** Church: **1912**
Jeffery, L. (Lab) Southfield: **1956**
Jeffrey, Beryl (Con) Roehampton: 1982; West Hill: **1990, 1994, 1998**
Jeffrey, Christopher (LD) Thamesfield: 2006
Jeffreys, James E. (Con) Earlsfield: 2018; Thamesfield: **2022**
Jehu, A. (MR) Fairfield: **1922, 1925;** Springfield: **1928**
Jelley, W. (Prog) Park: 1962
Jenkin, J. (National Democrat) Church: 1919
Jenkins, D. (MR) Church: **1931,** 1934
Jenkins, E. (Residents Association) West Hill: 1962
Jenkins, E. (Lab) Southfield: 1919, 1922
Jenkins, Ethel M. (Lab) Southfield: **1962, 1964,** 1968; Putney: 1968B
Jenkins, M. (MR) Nine Elms: 1934, 1937
Jenkins, Margaret A. (Lab) Queenstown: **1982**
Jenkins, Philip J. (Lab) Nightingale: 1966B, 1968; Putney: 1967B
Jenkinson, Maisie (Grn) East Putney: 2026
Jessiman, Alfred C. (Con) Furzedown: **1978, 1982, 1986, 1990**
Jewesbury, Ian (Lab) Fairfield: 2018
Joachim, Karin (LD) Nightingale: 1998
Johannes, W. (Con) Thornton (W), 1962
John, Pablo M.E. (Lab) Southfield: 2022
John, W. (Comm) Balham: 1949
John-Richards, Susan (Con) Tooting: **2006,** (LD) Wandsworth Common: 2014
Johns, B. (Lab) Nine Elms: **1945, 1949, 1953, 1956, 1959, 1962**
Johns, S. (MR) Park: **1925**
Johnson, A. (MR) Latchmere: **1909,** 1912
Johnson, A. (Soc) Clapham North: 1912
Johnson, A. (Lab) Springfield: 1928
Johnson, Ben (Lab) Tooting: **2010, 2014**
Johnson, C. (Con) Graveney: 1953
Johnson, Iris M. (Comm) Queenstown: 1971
Johnson, Martin D. (Con) St John: **1968;** Southfield: 1971; Northcote: **1974, 1978, 1982, 1986, 1990, 1994, 1998, 2002, 2006, 2010, 2014**
Johnson, Maurice D.S. (Lab) Latchmere: **1990, 1994, 1998, 2002, 2006**
Johnson, P. (Con) Church: 1956
Johnson, Peter (LD) Thamesfield: 2014
Johnson, R. (MR) Bolingbroke: **1909, 1912, 1919**
Johnson, R. (Con) St John: 1959
Johnson, Susan (L All) St John: 1986
Johnson, W. (Lab) Fairfield: 1928
Johnston, William R. (Lab) Balham: **1974;** Shaftesbury: **1978, 1982;** St Mary's Park: **1986,** 1990, 1994
Johnston, Allen N. (LD) West Putney: 1998
Johnston, S. (Con) Vicarage: 1959
Johnstone, E. (Con) Nine Elms: 1949
Johnstone, W. (Comm) Nine Elms: 1949
Johnstone, Jacqueline (UKIP) Fairifeld: 2014
Joiner, C. (Prog) Latchmere: 1900; Shaftesbury: 1903
Jolly, J. (Prog) Broomwood: 1909
Jones, A. (Lab) Clapham South: 1919
Jones, Albert (Lab) Queenstown: **1965B, 1971, 1974**
Jones, Ashley (LD) Queenstown: 1998; 2002; Furzedown: 2006; Wandsworth Common: 2010
Jones, C. (Prog) St John: 1906
Jones, Candida A.R. (Lab) Furzedown: **2014, 2018**
Jones, D. (MR) Church: 1922
Jones, Francis (Lab) Shaftesbury: **1978, 1982, 1986,** 1990; West Putney: 1991B
Jones, Graham (L All) Queenstown: 1982
Jones, H. (Mod) Fairfield: **1900**
Jones, H. (MR) Springfield: **1925, 1928, 1931**
Jones, Hannah S. (Lab) East Putney: 1990
Jones, J. (Prog) Streatham: 1919
Jones, James O.A. (LD) Thamesfield: 2026
Jones, Lucy (Ref) Battersea Park: 2026
Jones, Margaret (Lab) Southfield: 1982
Jones, Nicholas M.H. (SDP All) West Putney: 1982
Jones, R. (Lab) Streatham: 1934
Jones, Richard (SDP All) Northcote: 1982
Jones, Stephen M. (Lab) Nightingale; 2010
Jones, Steve (Grn) Tooting Bec: 2022
Jones, T. (MR) Bolingbroke: **1919, 1922, 1925, 1928**
Jones, W. (Con) Park: **1949, 1959;** Latchmere: 1953
Jordan, Frederick (Lab) Balham: 1925; Tooting: 1928, 1931, **1934, 1937**
Jordan, F. (Lab) Southfield: 1934
Joselin, J. (Prog) Broomwood: 1903; Winstanley: 1909
Joseph, Eric W. (Lab) Northcote: 1998
Joseph, Vincent J. (Con) Latchmere: 1974

Joshi, Bhavna (Lab) Latchmere: **2002**
Joshi, Bindu (Lab) Queenstown: 2006
Joshi, Cameron (Grn) Tooting Broadway: 2026
Joy, H. (Soc) Tooting: 1909, 1912
Joy, Linda M. (LD) West Hill: 2018
Joy, Robert W. (Lab) Fairfield: **1962, 1964**
Joy, Patrick K. (LD) West Putney: 1994
Jukes, R. (Lab) Bolingbroke: **1953**
Junjua, Fahim U. (LD) Tooting: 2010
Justin, Mark J. (Con) Nine Elms: **2022;** (Ref) 2026

K

Kaile, Josh D. (Lab) Southfield: 2012B
Kamenetzky, Adam (Grn) Furzedown: 2026
Kanaan, Helena (Con) Roehampton: 2026
Kanal, Shalu C. (Lab) Northcote: 2006, 2010, 2014
Kane, Ignatius J.T. (LD) Tooting: 1998
Kane, John (L) Tooting: 1971
Kanngeisser, F. (Lab) Bolingbroke: **1945;** Thornton: 1949
Karpinski, Charles J. (Con) Shaftesbury: 1982
Kayani, Javed A. (LD) Furzedown: 2010
Keall, John (MR) Southfield: **1925, 1928, 1931, 1934, 1937**
Keam-George, E. (MR) Clapham North: 1945
Kearney, C. (Prog) Broomwood: 1906
Kearney, Peter A. (Ind) Thamesfield: 1990
Keech, T. (Lab) Bolingbroke: **1945**
Keeling, J. (Mod) Putney: **1900**
Keen, A. (L) Thornton (W): 1949
Keens, A. (MR) Bolingbroke: **1906;** Nine Elms: **1909,** 1912
Keep, James J. (LD) Thamesfield: 2018
Keery, Christine D. (L) Furzedown: 1964
Kehoe, Alan (Con) Springfield: **1968**
Keightley, A. (Lab) Clapham South: 1928
Keith, J. (Lab) Nine Elms: **1922, 1925**
Keith, L. (Comm) Queenstown: 1959
Keith, M. (Comm) Bolingbroke: 1945
Keheyan, Belinda L.S. (LD) Tooting Broadway: 2026
Kelleher, David (LD) Shaftesbury & Queenstown: 2026
Kelly, Dominic N.D.M. (Con) St Mary's Park: 1986
Kelly, Melanie C.A. (Con) Graveney: 2006 (see also Melanie Hampton)
Kelly, Patrick J. (Lab) Earlsfield: 1968
Kelsall, Keith P. (Con) Shaftesbury and Queenstown: 2022
Kemp, A. (Lab) Southfield: 1937
Kemp, Sheila E. (SDP All) Latchmere: 1982; St Mary's Park: 1986
Kempton, K. (Lab) Clapham North: 1959
Kempton, M. (Lab) Clapham South: 1928, 1931; Clapham North: 1934, 1937
Kendall, Adrienne L. (L) Bedford: 1964
Kendall, Ivor W. (L) Bedford: 1964
Kennedy, A. (MR) Putney: 1934
Kennedy, Claire (Ref) Tooting Broadway: 2026
Kennerley, Peter D. (Con) Bedford: **1994**
Kennett, John (Con) Tooting: 1978
Kennett, Susan A. (Con) Tooting: 1982
Kennett, William J. (Con) Tooting: 1982
Kennington, Catherine D. (Save London All) Nightingale: 1978
Kenny, Edward (Lab) East Putney: 1998
Kenny, J. (Prog) Nine Elms: 1909, **1912**
Kent, R. (Prog) Clapham North: 1903, 1906
Kent, T. (Con) Church: 1949
Keresey, Charlotte E. (Lab) Nightingale: 1982
Kerner, E. (Con) Earlsfield: 1956
Kerr, David L. (Lab) Tooting: **1964**
Kerr, William M. (Con) Furzedown: 1974
Kerridge, S. (Con) Queenstown: 1949
Ketterer, Sheila M. (Con) Southfield: 1971
Kettle, Constance P. (L) Thamesfield: 1974
Kettley, G. (MR) Bolingbroke: **1906, 1909, 1912,** 1919
Kevan, F. (MA) Broomwood: 1906
Keyser, F. (MA) Park: 1906
Khan, Basheer U-H (Lab) West Hill: 2010, 2014
Khan, Masood A. (LD) Bedford: 2010
Khan, Muzaffar-Ud-Din A. (Lab) Thamesfield: 1998
Khan, Noureen (Lab) West Putney: 2026
Khan, Sadiq (Lab) Tooting: **1994, 1998, 2002**
Khan, Shair A. (Grn) Tooting Bec: 2026
Kidd, J. (MR) Clapham South: 1945; (Con) Clapham Park: **1949**
Kidd, M. (Lab) Clapham South: **1945**
Kidd, Timothy G. (Con) Latchmere: 1986
Kidman, C. (MR) Winstanley: 1937
Kidman, W. (MR) Balham: **1928, 1931**
Killick, Emma J. (Grn) West Putney: 2018; Thamesfield: 2022
Killingback, F. (Lab) Streatham: 1937, 1945
Kiloh, Ruxton (Lab) Park: **1919;** Winstanley: **1922, 1925, 1928, 1931, 1934, 1937, 1945, 1949**
Kilyon, Eleanor E. (Lab) Earlsfield: 2010
Kimbell, Robert S. (L) Balham: 1978
Kimber, W. (Lab) Queenstown: **1949**
Kincaid, John A.I.J. (Ref) Shaftesbury & Queenstown: 2026
Kinahan, John (Lab) St Mary's Park: **1964**
Kinchin, D. (Lab) Streatham South: 1953
King, A. (Lab) Balham: 1934, 1937
King, C. (Lab) Broomwood: 1919; Church: **1925, 1928, 1934, 1937**
King, D. (Lab) Broomwood: 1956
King, David J. (LD) West Putney: 1994
King, G. (MA) Park: 1906
King, G. (Unemployed Workers Movement) Winstanley: 1931
King, Russell (Con) Balham: **2006, 2010**
King, Stuart T. (Lab) Tooting: **1998, 2002,** 2006
King, Vendis A. (Lab) Graveney: **1990**
King, Veronica M. (Lab) Wandsworth Common: 2010
Kingston, C. (MR) Tooting: **1909**
Kingston, T. (Mod) Southfield: **1900**
Kinnear, A. (Prog) Springfield: 1900
Kipling, I. (Lab) Streatham: 1919
Kipling, J. (Prog) Clapham South: **1903**
Kipling, J. (Lab) Streatham: 1928
Kippax, P. (MR) Southfield: **1922**
Kirby, Bernard W.A. (Lab) Northcote: 1982
Kirk, A. (Lab) Streatham: 1937
Kirkland, J. (MR) Streatham: **1928, 1931**

Klapp, Christian M.R. (Lab) East Putney: 2010; Thamesfield: 2011B
Knee, F. (Prog) Broomwood: 1900
Knibbs, T. (Lab) Bolingbroke: 1928
Knight, G. (Lab) Southfield: 1925
Knight, Kyle (Con) Roehampton and Putney Heath: 2018
Knight, Philip E. (L) Northcote: 1974
Knight, Timothy J. (LD) Furzedown: 1998; Nightingale: 2002
Knock, Warren W. (L) Fairfield: 1968; Springfield: 1974
Knott, A. (Lab) Church: **1945, 1949, 1953**
Knowlden, W. (MR) Putney: **1937**
Knowles, Adrian C. (Con) Roehampton: **2006,** Roehampton & Putney Heath: **2010;** Earlsfield**: 2014**
Knowles, L. (Con) St Leonard's: **1956, 1959, 1962**
Knowles, Robert (Lab) East Putney: 1994, 2014; West Hill: 1998
Knox, J. (MR) Tooting: **1925, 1928**
Knox, Scott (Lab) East Putney: 2002
Kodikara, Ruwan (LD) St Mary's Park: 2010
Koh, Ven (Grn) Battersea Park: 2026
Kolbuszewski, Marianne (Grn) Latchmere: 1990
Koops, Eric I. (Con) Queenstown: 1971
Koops, Glenys (Con) Queenstown: 1971
Kotecha, Mark K. (Con) St John: 1994
Kounoupias, Nicholas (LD) East Putney: 1994
Kratky, Nina (Grn) South Balham: 2026
Kreitzman, Leon (Lab) Northcote: 1978
Kristunas, E. (MR) Nine Elms: 1945
Kubik, Jan M. (L All) St John: 1986
Kuka, Ivo N. (Ind) Roehampton: 2026
Kyte, S. (Lab) Park: 1931

L

Labram, W. (Lab) Balham: 1919; Tooting: 1925, 1931
Laceby, C. (MR) Streatham: **1903, 1906, 1909, 1912, 1919**
Lage Martinez, Jordi (LD) Queenstown: 2018
Lake, Robert J. (Ref) St Mary's: 2026
Lamb, F. (MR) Winstanley: 1931; Broomwood: **1934, 1937**
Lamb, Hugh K. (Con) St John: **1968**
Lamb, T. (Lab) Thornton: 1959
Lamb, T. (L) Bolingbroke: 1953
Lamb, Thomas (Comm) St John: 1964, 1968, 1969B; (Ind) Nightingale: 1966B; (NF) 1971; Graveney: 1972B
Lambert, Sydney R. (Con) Furzedown: 1964
Lamont, Beth (Lab) Southfields: 2002
Lancaster, William (Mod) Putney: **1900**
Lance, F. (Mod) Putney: **1900, 1903,** (MR) **1906, 1909**
Landa, Clive H.A. (Con) St Mary's Park: 1974
Lane, A. (MR) Church: 1934
Lane, David P. (LD) Bedford: 2018; South Balham: 2022; Wandsworth Common: 2026
Lane, E. (MR) Balham: **1922, 1925, 1928, 1931**
Lane, J. (Prog) Park: **1900, 1903, 1906,** 1909, 1912; (Lab) Park: 1922, 1925, 1928, **1934;** Winstanley: **1937, 1945;** Vicarage: **1949, 1953**
Lane, James F. (Lab) Nine Elms: **1934, 1937;** Vicarage: **1949, 1953;** Bolingbroke: **1956, 1959, 1962**
Lane, Margaret E. (Con) Southfield: 1974
Lang, C. (Lab) Bolingbroke: 1934; Shaftesbury: **1937, 1945, 1949, 1953, 1956, 1959, 1962**
Langan, Anthony P. (Lab) Nightingale: 2002
Langcaster, Eric (Con) Bedford: 1974
Langford, E. (Lab) Putney: 1945
Langdon, F. (Lab) Streatham: 1928, 1937
Langdon, F. (Comm) Furzedown: 1949
Langley, James R.(Con) Furzedown: 2010
Langley, Tracey (LD) Earlsfield: 2010
Langly-Smith, W. (MR) Putney: 1937
Langridge, Caroline M.E. (Lab) Nightingale: 1978
Larkin, Edward D. (L) Thornton (W), 1959, 1962; Balham: 1964, 1967B; Tooting: 1971, 1973B, 1978; (Ind Lab) Graveney: 1976B; (Ind) Southfield: 1986, 1987B, 2006, 2010; Springfield: 1989; Bedford: 1990; Balham 1999B; (Ind LD) Earlsfield: 1994
Larkin, Isobel (Lab) Furzedown: 1990
Larkin, Lawrence W. (Lab) St Mary's Park: **1968**
Larsson, Jeremy (Con) East Putney: **2006**
Latta, A. (Lab) Putney: 1925, 1928
Laud, Derek (Con) Graveney: 1986
Laudat, Eden (Grn) Furzedown: 2026
Laudat, Lisa (Grn) Tooting Bec: 2026
Lauriks, G. (MR) Shaftesbury: 1928; Bolingbroke: **1937,** 1945
Laverick, Peter M. (Con) Southfield: 1964
Law, W. (MR) Clapham North: 1906
Lawden, E. (Con) Putney: **1956, 1959**
Lawden, Henry T. (Con) Putney: **1953,** 1962; Roehampton: 1964
Lawer, A. (Con) West Hill: **1959**
Lawless, Daniel (Lab) West Putney: 2010
Lawless, Sean D. (Lab) Roehampton & Putney Heath: 2010; Tooting Broadway: **2024B, 2026**
Lawrance, Helen S. (Grn) West Putney: 2010
Lawrence, C. (Lab) Clapham North: 1949
Lawrence, David (Ref) Wandsworth Town: 2026
Lawrence, E. (Lab) Streatham South: 1949
Lawrence, G. (Prog) Springfield: 1903
Lawrence, P. (Con) Shaftesbury: 1956
Lawrence, S. (Soc) Winstanley: 1906
Lawson, John A. (L) Southfield: 1964
Lawson, Maurice E. (L) Latchmere: 1968, (Lab) **1974, 1978**
Lawson, R. (L) Putney: 1962
Lawther, G. (Prog) Winstanley: 1912; (MR) Nine Elms: 1919; Broomwood: **1922, 1925**
Layng, F. (Consevative) Church: 1959; Winstanley: 1962
Layton, T. (Residents Association) Southfield: 1962
L'Estrange, Suzanne (Lab) Fairfield: 1998
Le Moignan, Dominic (Lab) East Putney: 2010
Le Serve, F. (Lab) Clapham South: 1922, 1925
Leadbitter, F. (Prog) Broomwood: 1909
Leaver, W. (Lab) Fairfield: **1937**
Ledbury, Matthew (Grn) Tooting: 2002
Ledger, V. (Lab) Streatham: 1934
Lee, F. (Mod) Streatham: 1900
Lee, J. (Con) Thornton (W): 1959
Lee, Jessica M. (Lab) St Mary's: **2022;** Thamesfield: 2026

Lee, John R. (LD) Tooting: 2018
Lee, M. (Lab) Clapham North: 1959
Lee, Sheaian M. (Grn) Latchmere: 2018
Leech, L. (Lab) West Hill: 1949
Leek, Charles (LD) Falconbrook: 2026
Leek, Kester J. (Grn) Southfields: 2026
Leele, O. (Lab) Bolingbroke: 1945
Lees, Christina (LD) Fairfield: 2010
Lees, Lois M. (Con) Bedford: **1982,** 1986; Thamesfield: **1990, 1994, 1998**
Lefevre, Sheila E. (Lab) St Mary's Park: 1978
Legg, J. (Prog) Nine Elms: **1912**
Leggett, Albert E. (L) Springfield: 1962, 1964
Leggett, Nicholas W. (Ind) Thamesfield: 1986; (LD) 1990; Roehampton: 1994, 1998
Leigh, Janice V. (Con) Southfield: **1998, 2002**
Leigh, Martin J. (Lab) Earlsfield: 1998; West Hill: 2002
Leitch, Michael A. (LD) St Mary's Park: 2018
Lejman, Mark T. (LD) East Putney: 2022; West Putney: 2024B, 2026
Leonard, J. (Lab) Latchmere: 1909
Lescott, Charles (Con) Earlsfield: **2014**
Lester, Hugh D. (Con) Thamesfield: **1953, 1956, 1959, 1962,** 1964; Alderman: **1968**
Lester, Nicholas (Ref) Balham: 2026
Lestor, Joan (Lab) Earlsfield: **1959, 1962, 1964**
Lesty, F. (MR) Clapham South: **1937,** 1945
Lethbridge, L. (Mod) Clapham North: **1900**
Lethbridge, W. (Prog) Latchmere: **1900**
Lewer, Ian (Con) West Putney: **2014, 2018,** 2022
Lewin, A. (Prog) Broomwood: 1909
Lewin, H. (Lab) Winstanley: **1934, 1937, 1945**
Lewindon, E. (Lab) Putney: 1928
Lewis, B. (Con) Newtown: 1953, 1956
Lewis, Bob (L) Earlsfield: 1978
Lewis, C. (Lab) Southfield: 1945
Lewis, Christopher J. (NF) Furzedown: 1976B
Lewis, D. (Comm) Nine Elms: 1945
Lewis, H. (Lab) Streatham Common: 1953
Lewis, J. (Prog) Springfield: 1912
Lewis, Robert E. (Comm) Fairfield: 1971; Tooting: 1974, 1978
Lewis, Samantha M. (Lab) Furzedown: **2026**
Lewis, Thomas J. (L) Church: 1962; Latchmere: 1964
Leyman, Patrick J. (NF) Northcote: 1971
Liddington, F. (Mod) Springfield: **1900;** (Ind) Springfield: 1912
Lidiard, John (Mod) Clapham South: **1900,** 1903, (MR) Springfield: **1906, 1909**
Liffen, A. (L) Nightingale: 1953
Light, Ann M. (Lab) Fairfield: 1994
Lightfoot, R. (Prog) Nine Elms: **1906,** 1909
Lilley, Peter B. (Con) Roehampton: 1974
Limb, J. (Ind) Tooting: 1909
Lindalo, Wil (Ref) Wandle: 2026
Linden, David A. (LD) Northcote: 2018
Lindsay, A. (Prog) Bolingbroke: 1909; (Lab) 1912
Lindsay, Andrew M. (Con) Tooting: 2002
Lindsay, Emma L. (LD) East Putney: 2010
Lindsay, Katharine A. (Con) Nightingale: **2002**
Lindsay, M. (MR) Park: 1937
Lindsey, J. (Mod) Putney: **1900, 1903,** (MR) **1906, 1909**
Linforth-Hall, Anthony J. (SDP All) East Putney: 1986
Ling, Geoffrey (Ind) Furzedown: 1964
Ling, T. (Mod) Streatham: **1900, 1903**
Linton, Essie (Lab) Shaftesbury: 2006
Linton, Martin J. (Lab) St Mary's Park: **1971, 1974, 1978;** Shaftesbury: 2014; Lavender: 2022
Linton, Sara L.B. (Lab) Shaftesbury: 2010, 2018; Shaftesbury & Queenstown: **2022** (see also Sara L.B. Apps-Linton)
Linton, W. (Prog) Southfield: 1906
Lisinge, Alexander N. (Lab) Nightingale: 2006; Southfield: 2010
Lister, Edward J.U. (Con) Fairfield: 1971; Southfield: 1974, **1975B;** Thamesfield: **1978, 1982, 1986, 1990, 1994, 1998, 2002, 2006, 2010**
Lister, G. (Lab) Streatham Common: 1956
Littlechild, A. (Mod) Fairfield: **1900, 1903**
Little, T. (Lab) Park: 1956
Littlewood, H. (Progresive) Broomwood: 1909
Livingstone, Duncan J.A. (L) Fairfield: 1966B, 1968
Livingstone, Sophie E. (Lab) Earlsfield: 2002
Livesey, J. (Prog) Church: **1900,** (Ind Prog) 1903
Llewellyn, D. (Lab) Clapham South: **1945**
Llewellyn, M. (Lab) Clapham North: **1945;** Larkhall: **1949**
Lloyd, Hywel W. (Lab) Queenstown: 1998
Loader, Shirley A. (Con) Tooting: 1978; Bedford: 1982
Lock, Andrew R. (SDP All) Parkside: 1986
Locke, Christopher E. (Lab) Thamesfield: 1994, 1998, 2002, 2006, 2010, 2014, 2018, 2022
Locke, Ronald A. (L) Graveney: 1964
Locker, John (Con) Graveney: 2006, Bedford: **2010,** 2014; Thamesfield: **2017B, 2018, 2022;** Shaftesbury & Queenstown: 2026
Lodge, C. (Ind) Springfield: 1931
Lodge, Daniel (Lab) Queenstown: 2006
Lodge, Oliver A. (Con) Furzedown: 1998
Lofthouse, Susan A. (Save London All) St Mary's Park: 1978 (Eco) Queenstown: 1982
Lomas, T. (MA) Church: 1903, 1906
Long, E. (MR) Shaftesbury: 1928
Longman, E. (Prog) Bolingbroke: 1903
Longmore, Richard (Con) Balham: **1999B, 2002**
Longworth, Nicholas R.S. (Con) Southfield: **1998;** Wandsworth Common: **2002**
Lorch, Stephen B.S. (Con) Roehampton: 1994; Southfield: **1998**
Lord, Stephen M. (Ref) Wandsworth Town: 2026
Lorden, John (Mod) Springfield: **1900, 1903,** (MR) Springfield: **1906, 1912**
Losada, Isabel (Grn) Battersea Park: 2022, 2026
Loud, Jeremy R.L. (L All) Roehampton: 1982
Loughton, Alfred A. (Lab) Fairfield: **1949, 1953, 1956, 1959, 1962, 1964,** 1968
Loughton, Timothy P. (Con) Latchmere: 1990
Lousley, J. (MR) Streatham: **1945**
Loveland, Graham (Lab) Earlsfield: **1986**; Furzedown: **2019B;** West Putney: 2022

Lovell, Edward H. (Con) Shaftesbury: 1971
Low, John G. (Grn) Balham: 2022, 2026
Lowe, Christopher P. (Lab) Balham: 1990
Lowe, Dominic P. (Con) Tooting Broadway: 2026
Lowe, Nicholas J. (LD) Graveney: 2002
Lowe, Richard (LD) Fairfield: 2006
Lower, J. (MA) Bolingbroke: **1903**
Lowhing, Michael J. (Lab) Northcote: 1998
Lucas, C. (Mod) Tooting: **1900**
Lucas, F. (MR) Springfield: **1906**
Lucas, Jean M. (Con) Bedford: **1990, 1994**
Lumby, D. (Lab) Clapham South: 1934, 1937
Lumby, Hugh M.R. (Con) Roehampton: **1998**
Luscombe, J. (Prog) Fairfield: **1900, 1903,** 1906, 1909
Luthers, Vibert C. (Lab) Tooting: **1973B, 1974, 1978, 1982, 1986;** Furzedown: 2002
Lydall, R. (L) Streatham: 1945
Lyde, Nicholas F.W. (Con) Queenstown: 1986; Balham: **1990**
Lyden-Cowan, Claire J. (L) West Hill: 1964
Lyden-Cowan, Peter A. (L) Southfield: 1962, 1964
Lye, J. (Comm) Winstanley: 1949
Lye, John W. (Lab) Nightingale: 1971, 1974
Lyford, C. (Lab) Putney: 1928
Lynch, Dan F. (Con) Roehampton and Putney Heath: 2018
Lyons, Duncan J.A. (LD) Southfield: 2018; Wandle: 2022; West Hill: 2026
Lyons, Helene Y. (Grn) Queenstown: 1990
Lyons, Kevin M. (L All) Nightingale: 1986

M

Maaten, Julius (LD) Fairfield: 1998
Maccabee, Terence (Con) West Hill: **1986;** West Putney: **1991B**
MacDonald, Alaina (Lab) Graveney: **2014**
MacDonald, Donald A.G. (Comm) Shaftesbury: 1964, 1968, 1971
MacDonald, E. (Con) Vicarage: 1959
MacFarlane, David C.N. (L) St Mary's Park: 197
MacCrory, L. (MA) Latchmere: 1900, 1903, **1906**
MacDonnell, J. (Lab) Park: **1919,** 1922, 1925; Nine Elms: **1934;** Bolingbroke: 1937
MacGregor, Jane L. (L All) West Putney: 1982
Mackay, Robert T.R. (Con) Latchmere: 1998
Mackenzie, Bruce W.D. (Grn) Nightingale: 1998, 2002, 2006, 2010, 2014; Southfield: 2012B
Mackie, E. (L) St Leonard's: 1949
Maclachlan, Gordon C. (L) Nightingale: 1974
Macmillan, Andrew (Grn) Nine Elms: 2022; (Wan Ind) Wandle: 2026
Mactaggart, Fiona M. (Lab) Shaftesbury**: 1986,** 1990
MacVeagh, T. (Prog) Tooting: 1900
Maddan, James P.R. (Con) Thamesfield: **2002, 2006, 2010, 2014**
Madden, Matt (Grn) Battersea Park: 2026
Madden, Max F. (Lab) Graveney: 1968, **1971**
Maddocks, A. (MR) Nine Elms: 1919
Maddocks, F. (Lab) Clapham South: 1919; Balham: 1934
Maderson, G. (Prog) Church: 1925
Magne, Sylvain (Grn) Wandle: 2026
Maguire, Derek J. (L) St Mary's Park: 1964
Mahony, David A. (Con) Roehampton: 1974
Maile, W. (Lab) Nine Elms: **1945;** Queenstown: **1949**
Mainwaring, S. (Con) Newtown: 1959
Malcolm, C. (MR) Putney: **1937, 1945**
Malins, Walter (Lab) Newtown: 1949; Park: 1953; Church: **1956, 1959, 1962;** Alderman: **1964**
Mallam, Dennis T.L. (Con) Southfield: **1953,** 1956, **1959,** 1962, 1964; Thamesfield: **1968;** Nightingale: **1974, 1978**
Mallett, Simon J. (Con) St John: 1990
Maloney, C. (L) Broomwood: 1953
Maltby, J. (Mod) Fairfield: **1900**
Malyan, T. (Ind) Streatham: 1909
Manderson, E. (Lab) Nine Elms: 1909
Manley, F. (Prog) Broomwood: 1909
Manley, Rory (Con) Battersea Park: 2022
Manley, Sam (Lab) West Hill: 2026
Mann, C. (Prog) Winstanley: **1903, 1906,** 1909, **1912**
Mannering, Stephen (Lab) Thamesfield: 1982
Manning, A. (Lab) Balham: **1945**
Manning, Cecil (Lab) Springfield: **1919,** 1922
Manning, S. (Lab) Fairfield: 1922
Manser, W. (MA) Bolingbroke: **1903;** Broomwood: **1909, 1912**
Mantell, A. (Lab) Putney: 1925
Mantey, Josephine (Lab) St Mary's: 2026
Manthorpe, Hana (Grn) East Putney: 2026
Maples, David T. (TUSC) Tooting: 2014
Maples, J. (Mod) Putney: **1900**
Maples, Laurence A. (TUSC) Graveney: 2014
Marchant, H. (MA) Church: 1903
Marjoribanks, Roger J. (Con) Earlsfield: 1971
Mark, J. (MR) Streatham: **1922, 1925**
Marks, A. (Lab) Balham: **1945;** Streatham South: 1949
Marks, P. (Lab) Park: 1949
Marlow, A. (Lab) Clapham North: **1919,** 1922
Marmoy, F. (MR) Fairfield: **1912, 1919**
Marmoy, William H. (L) Earlsfield: 1964
Marriott, A. (MR) Nine Elms: 1919, 1922
Marriott, G. (MR) Streatham: **1934, 1937, 1945**
Marsden, Peter F.S. (Lab) Furzedown: 2002
Marsh, E. (MR) Winstanley: 1922
Marsh, F. (Lab) Clapham North: 1906
Marsh, John (Con) Queenstown: **2014**
Marsh, S. (Prog) Winstanley: **1903, 1906,** 1909
Marshall, A. (Con) Shaftesbury: 1949; Nightingale: **1953, 1956**
Marshall, C. (Prog) Winstanley: 1906, (Lab) **1919**
Marshall, E. (Prog) Shaftesbury: **1900,** 1909, (Ind Prog) 1903
Marshall, I. (Con) Tooting: 1959
Marshall, Maria E. (Lab) Fairfield: **1953, 1956, 1959, 1971**
Marshall, Norman H. (Lab) South Balham: **2022**
Marshall, Paul (SDP All) West Putney: 1986
Marshall, Peter J. (Lab) Alderman: **1971;** St John: **1978**
Marshall, Robert F.A. (Con) West Hill: 1964; Springfield: **1968,** 1971; Northcote: 1978
Marsland, M. (MR) Streatham: **1912**
Marsom, Thomas (Lab) Southfield: 2010
Marson, C. (Soc) Shaftesbury: 1909
Marston, W. (Prog) Winstanley: **1912**

Martin, B. (Con) Clapham North: 1956, 1959
Martin, C. (Con) Tooting: 1956
Martin, D. (Comm) Clapham North: 1949
Martin, E. (MR) Fairfield: **1928, 1931**
Martin, E. (Con) Tooting: 1956
Martin, Ernest C. (Lab) Queenstown: **1962, 1964**
Martin, F. (Prog) Winstanley: **1912**
Martin, George E. (L) Earlsfield: 1964; Northcote: 1968
Martin, Gloria (Ref) West Putney: 2026
Martin, H. (Mod) Streatham: **1900**
Martin, Liz (Lab) Southfield: 2014
Martindale, Will (Lab) St Mary's Park: 2010
Martineau, H. (Lab) Balham: 1949; (Ind) Clapham Park: 1956
Martinez, Marco S. (LD) West Putney: 1994
Martin-Kaye, Jayne E. (LD) Springfield: 1998; Wandsworth Common: 2002
Martin-Kaye, Joanna L. (LD) Queenstown: 1998
Martyn, John D.F. (LD) East Putney: 1990; West Putney: 1991B; Roehampton: 1994
Mascull, Albert V. (Con) Graveney: 1982
Mason, A. (MR) Streatham: **1906, 1909**
Mason, Alex (Con) Shaftesbury & Queenstown: 2026
Mason, C. (Prog) Latchmere: **1900, 1903,** 1906, **1912,** (Lab) **1919, 1922, 1925, 1928**
Mason, C. (Prog) Broomwood: 1909, 1912
Mason, H. (Lab) Balham: 1919
Mason, Leonard E. (Lab) Putney: 1968
Mason, Peter (Grn) Shaftesbury: 2010; Latchmere: 2014
Mason, V. (MR) Church: 1925
Mason-Rutherford, Louise (Con) Tooting: 2018
Masood, Mohammad (Con) Roehampton & Putney Heath: 2018
Massey, J. (Lab) Bolingbroke: 1934
Massey, Leslie (Lab) Northcote: **1971**
Masterman, Lucy B. (L) Latchmere: 1964
Masters, T. (Con) Streatham Common: **1949, 1953**
Mathers, Thomas L. (Con) Furzedown: 2022; South Balham: 2026
Mathewson, Alen (Lab) Furzedown: 1986; St John: 1990
Mathias, Arthur (Prog) Putney: 1903, (MR) **1906, 1909, 1912, 1919, 1934**
Mathias, E. (Con) Southfield: **1949, 1953,** 1956
Mathias, J. (Ind) Nine Elms: 1900
Mathias, M. (MR) Nine Elms: 1931
Matthew, A. (Ind Con) Bedford: 1959
Matthews, E. (Con) Shaftesbury: 1949; St John: 1956; Bolingbroke: **1959**
Matthews, E. (Con) Vicarage: 1956
Matthews, Frederick J. (Con) Roehampton: 1968
Matthews, H. (Lab) Springfield: **1919,** 1922, 1925, 1928, 1931
Matthews, W. (Prog) Latchmere: **1900**
Matthewson, E. (Lab) Streatham: 1945
Mavtavish, J. (Lab) Streatham: 1919
Max, Peter (Lab) Earlsfield: 2002
Maxfield, L. (Lab) Park: 1949
Maxwell-Scott, Matthew J. (Con) Tooting: 2006, Earlsfield: **2010**
May, C. (MR) Bolingbroke: **1909, 1912, 1919**
May, E. (Lab) St John: **1962**
May, J. (Lab) Putney: 1959
May, W. (Prog) Shaftesbury: **1900, 1903**
May, W. (Lab) St John: **1949, 1953, 1956, 1959, 1962**
Maydew, Provence (LD) Nightingale: 2018; Balham: 2022
Maydwell, J. (MR) Shaftesbury: 1937
Mayor, I. (Con) Thornton: **1949, 1953, 1956, 1959;** Nightingale: **1962**
Mayorcas, Jack A. (Lab) Trinity: **2022,** 2026
Mazumdar, Sarbani (Con) Graveney: 2010; Earlsfield: 2014
Mazumdar, Rakesh (Con) Graveney: 2014
Mayston, H. (Lab) Balham: 1953
Mayzes, S. (MA) Park: 1962
McCabe, Margaret A. (Lab) Northcote: 2002
McCabe, Matthew D. (Grn) Northcote: 1990
McCann, Diana M. (Grn) Thamesfield: 2017B, 2018, 2022
McCann, James W.E. (NF) St John: 1971
McCarron, Eithne M. (L) Nightingale: 1974
McCausland, Piers C. (Con) St John: **1998;** Fairfield: **2002, 2006, 2010, 2014, 2018;** Wandsworth Town: 2022
McCooey, P. (Con) Bolingbroke: 1956
McCulloch, T. (Lab) Nine Elms: **1919**
McCullock, David (LD) St Mary's Park: 2006
McDermott, Evelyn G. (Con) Furzedown: **1994;** Nightingale: **1998;** Tooting: 2002
McDermott, Sarah C. (Con) Nightingale: **2006, 2010, 2014, 2018**
McDonald, Alan J. (Lab) Balham: 2014; Earlsfield: 2018
McDonald, Strachan (UKIP) Southfield: 2012B; Nightingale: 2014, 2018
McDonald, William S. (Lab) Shaftesbury: 2002
McDonnell, Leslie F. (Con) East Putney: **1998, 2002, 2006, 2010, 2014**
McElligott, M. (MR) Park: 1945
McElroy, Dominic P. (Lab) Springfield: 1998
McEntee, Fergal J. (Grn) Roehampton and Putney Heath: 2018; Southfield: 2022; West Putney: 2024B
McFall, Charles W.H. (Con) St Mary's Park: 1986; Balham: **1994**
McFarlane, William (Lab) Bedford: 1949, 1953; Tooting: 1968
McGann, Martin (Con) Roehampton & Putney Heath: 2014
McGarry, Ian (Lab) West Hill: **1964;** Roehampton: **1968, 1971, 1974**
McGarry, Christine A. (Lab) Tooting: **1974**
McGarvey, Alan (Lab) Latchmere: **1981B**
McGowan, Ben (Lab) Balham: 2018
McGrath, P. (Lab) Clapham South: 1922
McGregor-Reid, R. (Lab) Clapham North: 1922, 1925
McHugh, Alex (Ind) Latchmere: 2018
McInnes, A. (Con) Latchmere: 1956; Nine Elms: 1959
McIntosh, W. (L) Streatham Hill: 1949
McIntyre, J. (MR) Park: **1925**
McIsaac, Shona (Lab) Tooting: **1990, 1994**
McIver, William J. (Lab) Nine Elms: **1925, 1928, 1931, 1934, 1937**
McKay, F. (Lab) Southfield: **1945;** Earlsfield: 1949; Thamesfield: 1953, 1956
McKenna, Eileen V. (Ind) St Mary's Park: 1964
McKenna, Samuel J. (LD) Roehampton: 2026
McKenna, Thomas (Ind) St Mary's Park: 1964
McKenzie, Bruce W.D. (Grn) Nightingale: 2002, 2006
McKenzie-Hill, Jane S. (Con) Springfield: **1978**

McKinney, James (Lab) West Hill: 2010; West Putney: 2018
McKinney, Susan (Lab) Roehampton & Putney Heath: **2014, 2018**
McKirgan, Frank W. (Lab) Thamesfield: 1990
McLaren, Melanie T. (Lab) Wandsworth Common: 2026
McLaughlin, Alex (Lab) Lavender: 1959; Latchmere: **1968, 1971, 1974**
McLaughlin, Alexander G. (L) Tooting: 1974
McLeod, Maurice (Lab) Queenstown: **2018;** Battersea Park: **2022**
McLean, Seymour A. (Ind) Fairfield: 2014
McLoughlin, David (Comm) Furzedown: 1978
McLoughlin, James P. (Con) Tooting Broadway: 2022
McMahon, T. (Lab) Balham: **1945**
McManus, J. (Soc) Tooting: 1903
McManus, L. (MA) St John: **1900;** Winstanley: **1903, 1906,** (MR) **1909**
McMullan, Brendan P. (Lab) Fairfield: 2002, 2006
McMullan, Rory (Grn) St Mary's Park: 2010
McMullen, Christine E. (Con) Southfield: **1978**
McMullen, Ryan (Grn) St Mary's: 2026
McNaught-Davis, Charles (Con) Earlsfield: **1998, 2002, 2006, 2010**
McNaughton, Stephen G. (Soc All) Latchmere: 2002
McNeil, Elizabeth (Lab) East Putney: 1998; Roehampton: 2002
McSweeney, Morgan J. (Lab) Southfields: 2002
Medrow, Phyllis M. (Con) Northcote: 1971
Medvei, Elizabeth (Save London All) Springfield: 1978
Meecham, George (Lab) Church: **1928,** 1931, **1934, 1937, 1945, 1949, 1953**
Meehan, Denis E. (Lab) West Hill: 1994; Roehampton: 1998
Megyesi, Mozes (Con) Tooting Bec: 2022; Battersea Park: 2026
Mele, Florence (LD) Queenstown: 2018
Melican, J. (Lab) Streatham: 1934
Mellhuish, W. (Ind) Tooting: 1903, **1912**
Mellor, A. (Prog) Church: 1912
Melville, Christine M. (Lab) West Putney: 1978
Melville, J. (Prog) Clapham North: 1906
Melville, W. (Lab) Shaftesbury: 1909; (Prog) Bolingbroke: 1909
Membry, W. (Lab) Streatham Common: 1962
Mercer, Jonathan A. (Grn) Thamesfield: 2010
Mercer, Ryan (LD) Thamesfield: 2017B, 2018
Meredith, P. (Prog) Clapham North: 1900
Merrigan, Amy M. (Lab) Northcote: 2018
Merry-Price, Christine (Con) West Hill: **1983B, 1986** (see also Christine McMullen)
Merry-Price, Roger (Con) Southfield: **1976B, 1978**
Mervis, Margaret A. (Con) Furzedown: **1990;** Springfield: **1994, 1998**
Merullo, Sam B. (Con) Tooting Bec: 2026
Messenbird, C. (Prog) Winstanley: **1912**
Messenger, Marcus (Lab) Fairfield: 2010
Metcalf, Richard J. (Lab) Wandsworth Common: 2014
Micklefield, J. (Prog) Bolingbroke: 1903
Middleton, G. (Mod) Balham: **1903**
Midlane, Stephen P. (Grn) Wandle: 2022
Miemietz, Marietta (Con) Battersea Park: 2022
Mieville, Vanessa A. (Grn) Earlsfield: 2018
Mikulski, John R. (L) Putney: 1974
Miles, H. (Lab) Winstanley: **1928, 1931;** Nine Elms: **1934, 1937, 1945**
Miles, H. (Lab) Clapham North: 1937, **1953, 1956;** Larkhall: **1949**
Milestone, W. (Mod) Springfield: 1903; (MR) **1912,** 1919
Millar, A. (Prog) Clapham South: 1906
Millen, A. (Lab) Nine Elms: **1945**
Miller, D. (Soc) Park: 1909
Miller, G. (Prog) Putney: 1900, 1903
Miller, J. (Lab) Clapham Park: 1959
Miller, John H. (Lab) Fairfield: **1986,** 1990
Miller, M. (MR) Nine Elms: 1937
Mills, Charles (MR) Streatham: **1919, 1922, 1925**
Mills, F. (MR) Winstanley: 1928; St John: **1931, 1934,** 1937
Mills, H. (MR) Church: **1909,** 1912
Mills, H. (Lab) Park: **1919,** 1922; 1925, 1928, **1934, 1937;** Clapham North: **1945**
Mills, S. (Con) Streatham South: **1949**
Mills, W. (MA) Shaftesbury: 1903
Mills, W. (MA) Shaftesbury: 1903 (two W. Mills stood in same ward, same year)
Milman, John A.F. (Con) Queenstown: 1971, 1974
Milne, Edith (Con) Roehampton: 1978
Minett, M. (Lab) Broomwood: 1928
Minshull, Philip J. (LD) Earlsfield: 1990
Mitchell, A. (Lab) Streatham Hill: 1953
Mitchell, Andrew M. (Con) Falconbrook: 2022
Mitchell, Ewen (Lab) Thamesfield: 2006
Mitchell, G. (Lab) Clapham Park: 1949
Mitchell, H. (Lab) St Leonard's: 1956
Mitchell, Michael (Con) Falconbrook: 2026
Mitchell, P. (Lab) Bolingbroke: **1953**
Mitchell, Peter L. (Con) Shaftesbury: **1968**
Miucci-Casale, Fernanda (LD) East Putney: 2014
Mladenov, Iliyan (Ref) Southfields: 2026
Moeller, E. (Con) Nine Elms: 1959
Moeller, H. (MR) Nine Elms: 1945
Moffrey, R. (MR) Broomwood: **1909, 1912**
Mogg, A. (Lab) Streatham: 1922
Moir, Richard J. (Lab) Shaftesbury: 1998; East Putney: 2002
Molloy, P. (Lab) Nine Elms: **1928**
Molyneux, Simon R. (Lab) Parkside: 1986
Monday, W. (MR) Clapham North: **1906**
Money, G. (Soc) Latchmere: 1906
Montague, J. (Lab) Lavender: 1956
Montgomery, P. (MR) Fairfield: 1945
Montgomery, Patrick W. (LD) Shaftesbury: 2014
Moody, G. (Soc) Latchmere: 1906
Moody, Lawrence W.D. (Comm) Putney: 1962; Roehampton: 1964, 1968
Moon, Christian (LD) Balham: 2002; Tooting: 2006
Moore, Philip M. (Con) Graveney: 1964
Moore, Polly (Grn) Roehampton: 2002
Moore, R. (Lab) Nine Elms: **1919, 1922, 1925, 1928, 1931, 1934, 1937**
Moore, W. (MR) Broomwood: **1906, 1909, 1912, 1919**
Moore, W. (MR) Park: 1919
Moore, W. (Prog) Putney: 1912

Moores, C. (Lab) Springfield: 1925
Moran D. (Comm) Furzedown: 1949
Moran, Layla M. (LD) Latchmere: 2010
Morbey, Edward K. (Con) Roehampton: 1964
Moreau, Penelope Y.J. (Grn) Wandsworth Town: 2022
Moreton, A. (Lab) Clapham North: 1962
Morgan, E. (MR) Clapham North: **1922, 1925, 1928**
Morgan, G. (MR) Shaftesbury: 1919
Morgan, G. (Lab) Earlsfield: 1949
Morgan, Gwynneth A. (Con) Stormont: **1949;** Nightingale: **1953, 1956, 1959, 1962; 1964, 1968, 1974;** Alderman: **1968**
Morgan, H. (MA) Nine Elms: 1900; 1903, (MR) **1909,** 1912, 1928
Morgan, H. (Prog) Church: 1925
Morgan, H. (MR) Balham: **1934**
Morgan, H. (Muncipal Reform) Clapham North: **1934, 1937**
Morgan, J. (MR) Bolingbroke: **1925, 1928, 1931;** Broomwood: **1934, 1937, 1945**
Morgan, Joan M. (Lab) Northcote: **1971;** Earlsfield: **1974**
Morgan, John W. (L) Earlsfield: 1974
Morgan, K. (Con) Stormont: 1953
Morgan, Liam R. (Grn) Earlsfield: 2015B
Morgan, Nigel B. (Lab) St John: **1971, 1974, 1978**
Morgan, Rhodri D.E. (Con) Queenstown: 2016B; St Mary's Park: **2018,** 2022
Morgan, Sally (Lab) St John: **1986**
Morgan, W. (MA) Latchmere: 1900
Morgan, W. (Lab) Clapham North: 1928
Morgan, William (Con) Furzedown: 2006
Morgan-Jones, Gareth R. (LD) Wandsworth Common: 2026
Morley, W. (Lab) Streatham Hill: 1949; Furzedown: 1953; Streatham Common: 1956
Morony, Thomas G. (Con) Fairfield: **1994**
Morris, Ben (LD) Northcote: 2022
Morris, C. (Con) Furzedown: **1949**
Morris, E. (Ind) Nine Elms: 1900
Morris, George (MR) Putney: **1922, 1925, 1928, 1931, 1934**
Morris, John R. (Lab) Northcote: 1974
Morris, Martin J. (L All) Fairfield: 1982; Earlsfield: 1986
Morris, Philip A. (Lab) Springfield: 1982
Morris, Richard J. (Grn) East Putney: 2010, 2014, 2018
Morris, Sidney J.H.W. (Con) Bedford: **1964, 1968,** 1971, 1974, **1978;** Furzedown: 1982
Morris, Wendy M. (L) Springfield: 1974, 1978
Morritt, Robert D. (Con) East Putney: **2010;** Thamesfield: **2026**
Morse, Daniel G. (LD) Tooting: 2018
Morson, Eric E. (L) Furzedown: 1974
Moss, H. (Con) Church: 1953; Queenstown: 1956
Moss, S. (Lab) Streatham: 1937
Mossman, A. (MR) Nine Elms: 1928; Church: **1931**
Moulder, D. (Lab) St Leonard's: 1956, 1959
Mounce, A. (Prog) Latchmere: **1900,** Shaftesbury: **1903**
Mounsey, C. (Con) Nine Elms: 1959
Mountford, W. (Lab) Tooting: **1962**
Moverley, F. (MR) Nine Elms: 1925
Mowatt, Lucy A. (Con) Balham: **2018**
Moyle, L. (Lab) Nightingale: 1949
Mudle, Albert A. (L) Latchmere: 1964; St Mary's Park: 1968, 1971
Mulliner, E. (Residents Association) Southfield: 1962
Mulliner, J. (Prog) Springfield: 1900, Fairfield: **1903,** (Ind L) 1906; (Ind) 1909
Mulliner, W. (Prog) Springfield: 1900; Fairfield: 1906
Mullings, F. (Lab) Park: **1934, 1937, 1945**
Mumby, William P.D. (Con) Tooting Broadway: 2026
Muncey, Susan J. (Ref) East Putney: 2026
Munday, J. (MA) Latchmere: 1906
Mundy, Trevor W. (Con) Tooting: 1982
Munn, H. (Lab) Clapham South: 1931; Balham: 1934
Munn, T. (Lab) Putney: 1953
Munro, James D. (LD) Shaftesbury and Queenstown: 2022
Munro, John P. (LD) Southfield: 2012
Munro, V. (MR) Park: 1945
Murday, Sophia J. (Lab) Wandsworth Common: 2014
Murphy, J. (Lab) Clapham North: 1928, 1931
Murphy J. (Lab) Clapham North: 1931 (two J. Murphys stood)
Murphy, P. (Prog) Shaftesbury: **1906,** 1909
Murray, Clare A.H. (LD) Furzedown: 2022
Murray, J. (Prog) Winstanley: **1903;** (Lab) Latchmere: 1909
Murray-Bruce, B. (Lab) Southfield: 1919
Murrell, Brian K. (NF) St Mary's Park: 1978
Mursell, A. (Mod) Clapham North: **1900,** 1903
Murtas, Salvatore (Con) West Hill: 2018, 2022; Thamesfield: **2026**
Muskett, H. (Lab) Streatham: 1934
Muskett, Richard N. (Lab) St John: **1983B, 1986**
Mutter, G. (Prog) Bolingbroke: 1906, 1912, Winstanley: 1909
Mustafai, Rashid R. (LD) Earlsfield: 2010
Myddleton, W. (Lab) Putney: 1925
Mytton, Thomas E.J. (Con) Bedford: 2021B, 2021Bii; South Balham: 2022; Wandsworth Common: **2026**

N

Nabarro, David J.N. (UKIP) Northcote: 2014
Nadler, Jo-Anne D. (Con) Queenstown: **2010**
Nagle, Paul T. (LD) Fairfield: 1994
Naish, Toby W. (Lab) St Mary's Park: 1994, 1998
Nardelli, Nicola I. (Con) Queenstown: **2010, 2014**
Nash, A. (Lab) Nightingale: 1956
Nash, J. (Lab) St Leonard's: 1953
Nassour, Maher (Ind) Falconbrook: 2026
Nathanson, Louise R.D. (Con) Northcote: 2018
Nattrass, J. (MR) Church: 1945
Naylor, C. (Ind) Springfield: 1931
Neligan, Dermot J. (Lab) East Putney: 2026
Nelki, O. (L) Nightingale: 1953
Nelson-Barrett, Maxwell (Lab) Clapham South: **1945;** Thornton (W): 1949, **1953;** Larkhall: **1956, 1962**
Neville-Jones, Robert (SDP All) Shaftesbury: 1982
Newell, H. (Prog) Latchmere: 1903; Nine Elms: 1909
Newington-Bridges, Simon (Con) West Hill: 1971
Newens, Sarah J. (Lab) Nightingale: 1986; Balham: 1990, 1994
Newman, D. (Con) Lavender: **1953**
Newman, I. (Prog) Park: **1903, 1906,** 1909
Newman, Matilda M. (Con) Graveney: **1968,** 1972B; Tooting: 1971
Newman, W. (MA) Latchmere: **1906**

Newman, W. (Prog) St John: 1906
Newnes, Frank (Prog) Putney: 1900; (MR) **1922**
Newport, A. (Lab) Balham: 1937
Newton, J. (Lab) Balham: 1919
Nicholas, David G. (Lab) Roehampton: **1971, 1974, 1978**
Nicholas, Jean A. (Lab) West Hill: **1971**
Nicholas, Sam A. (Lab) Southfield: 2018; Wandsworth Town: 2022
Nicholl, R. (Soc) Winstanley: 1909
Nicholls, R. (Soc) Park: 1909
Nicholls, Tudor P. (LD) St Mary's: 2022, 2026
Nichols, Bernard F. (Con) Shaftesbury: 1971, 1974
Nichols, Gladys A. (Con) Shaftesbury: 1971, 1974
Nichols, W. (Lab) Park: **1919**
Nicholson, Jonathan C. (Lab) Furzedown: 1994
Nickels, Jennifer S. (Con) Southfield: **1990, 2006;** Roehampton & Putney Heath: **2010, 2014**
Nicklin, C. (L) Streatham Common: 1949
Nightingale, H. (Mod) Balham: **1903**
Ninnes, G. (MA) Winstanley: 1903
Ninnis, B. (MR) Streatham: **1906**
Nisbet, C. (Lab) Southfield: 1925
Nixon, F. (Lab) Park: 1928
Nobbs, A. (Ind) Nine Elms: 1900; (MAll) 1903
Noble, Gareth J. (Lab) Queenstown: 2010; Northcote: 2014
Noble, Raymond (Lab) Alderman: **1972**
Noble, Thomas L. (Lab) Northcote: 1986, 1990
Nolan, Paul (Lab) Northcote: 2006
Nolan, Robert A. (L All) Furzedown: 1982
Noon, L. (Lab) Streatham: 1937
Norbury, Helen F. (LD) Queenstown: 2010
Norbury, Kathleen M. (Comm) Springfield: 1974, 1978
Norman, A. (MR) Clapham North: **1931**
Norman, Anthony J. (Con) Tooting: **1968,** 1971
Norman, Henrietta (LD) Latchmere: 1998; Bedford: 2002, 2006, 2010
Norman, J. (MR) Tooting: 1912
Norman, Peter S. (L) East Putney: 1978 (L All) Thamesfield: 1982
Norman, Teresa P.B. (LD) Battersea Park: 2022, 2026
Norman, Thomas D. (Con) Tooting: 2016B; Bedford: 2018
Norris, C. (Con) Streatham Common: **1949, 1953**
Norris, D. (MR) Springfield: **1934**
Norris, G. (Con) Furzedown: **1949**
Norris, Sybil F.M. (L) Putney: 1964
North, C. (Con) St John: 1949
Northcott, E. (Lab) Springfield: 1925, 1928
Northeast, F. (MR) Clapham North: **1922, 1925, 1928, 1931, 1934**
Northrop-Maltby, Jay B. (Grn) Roehampton: 2026
Norvall, D. (Lab) Putney: 1945
Noyce, Rodney A. (NF) Northcote: 1971; St Mary's Park: 1978
Nunn, R. (Con) Nightingale: **1949**
Nurse, David P. (Con) Queenstown: **2002**
Nutting, E. (MR) Balham: **1937**
Nutting, F. (MR) Balham: **1934, 1937,** 1945
Nutting, J. (MR) Balham: **1906, 1909, 1912**

O

O'Brien, Denis (Lab) Putney: 1956, 1968
O'Brien, J. (Prog) Nine Elms: 1909, **1912,** (Lab) **1919**
O'Brien, Roger (LD) Graveney: 1990, 1994
O'Brien, Stephen (SDP All) St Mary's Park: 1986
O'Broin, Rory P. (Con) St Mary's Park: **2014;** Fairfield: **2018**
O'Byrne, Terence M. (Comm) Balham: 1962, 1964
O'Connell, Athlene (Con) Earlsfield: **1968,** 1971
O'Donoghue, R. (Rate) Balham: 1906; (Prog) Streatham: 1919
O'Driscoll, John M. (Lab) West Hill: 1968
O'Farrell, John P. (Lab) Fairfield: 1990
O'Flynn, Colm M. (Lab) Nightingale: 2018
O'Keeffe, Kieran (Lab) Balham: 2006
O'Malley (Lab) Balham: 1956
O'Mara, Shaun (Ind) Battersea Park: 2022
O'Neill, W. (Lab) Church: **1922, 1925, 1928,** 1931
O'Nion, Bernard L. (L) Graveney: 1962, 1964
O'Sullivan, E. (MR) Nine Elms: 1931, 1934
Oakley, C. (Lab) Streatham: 1925
Oakley, H. (Lab) Clapham South: 1925
Obiri-Darko, Esther (Grn) Tooting: 2014; Graveney: 2018
Oddy, Douglas (Lab) Balham: 2022; Nine Elms: 2026
Odemo, Yemi (Lab) St Mary's Park: 1998
Offin, H. (Lab) Bolingbroke: 1919
Ogden, Caroline (LD) Nightingale: 2014; Wandsworth Common: 2018, 2022; Trinity: 2026
Olayinka, Deji (TUSC) Roehampton: 2022
Okines, W. (Lab) Winstanley: **1919, 1922, 1925**
Okoye, Nat (Con) Latchmere: 2010
Oldland, A. (Soc) Tooting: 1903
Olech, Susan (Lab) West Putney: 2018; East Putney: 2022
Olliff, J. (Con) Church: 1962
Olmi, Will (Con) Wandle: 2026
Openshaw, David J. (Con) Shaftesbury: 1986
Organ, D. (Lab) Balham: 1956
Orosz, Nicholas E. (Grn) East Putney: 1990
Oram, Gavin T. (Con) West Putney: **1978**
Osborn, Rex A. (Lab) Graveney: **2006, 2010, 2014;** Tooting Broadway: **2022B, 2026**
Osborne, G. (MR) Park: **1931,** 1934
Osborne, Lisa P. (Grn) Tooting Bec: 2022; Tooting Broadway: 2022B
Osborne, Nick (Lab) Nightingale: 2014
Osborne, S. (Lab) Balham: 1953
Osborne, T. (Soc) Church: 1909
Osburn, H. (Mod) Clapham North: **1900**
Ossman, Deen (Con) Roehampton: 2022; East Putney: 2026
Oswald, J. (Prog) Shaftesbury: **1903**
O'Sullivan, John P. (Lab) Queenstown: 1990
Ottewell, A. (MA) Winstanley: 1900
Outten, G. (Lab) Clapham South: 1919
Owen, C. (MR) Park: **1912;** 1919
Owen-Jones, David R. (L All) Shaftesbury: 1982; (LD) St Mary's Park: 1990, 1998; 2002, 2006, 2010
Owens, Emmeline E. (Con) Northcote: **2022;** Southfields: **2026**
Owens, Ernest F. (Con) Springfield: 1964, **1968,** 1971
Owen-Wright, John (L All) Bedford: 1986

Oxley, A. (Mod) Clapham South: **1900**

P

Packham, David (Lab) Thamesfield: 1982
Page, Tamara (LD) Wandsworth Common: 2010
Paice, Peter (Con) Queenstown: 1968
Pain, John (Con) Wandsworth Town: 2026
Palau, R. (Con) St John: 1959, 1962
Palloway, Brook W. (LD) Falconbrook: 2026
Palmer, A. (MA) Park: 1906
Palmer, C. (Con) St Leonard's: **1949, 1953**
Palmer, D. (UWP) Winstanley: 1931
Palmer, E. (Mod) Southfield: **1900,** 1903, (MR) **1906**
Palmer, Marion E.F. (Lab) Thamesfield: 1964
Palmer, Matthew D. (Grn) Roehampton: 2022
Palmer, R. (MR) Nine Elms: 1906
Palmer, R. (Lab) Southfield: 1931
Palmer, Stephen C. (LD) East Putney: 1994
Palmer, W. (MR) Winstanley: 1928
Pandolfi da Silveira, Sofia (TUSC) Tooting Bec: 2026
Pang, Jennifer (Grn) West Putney: 2018
Pannett, E. (Prog) Clapham North: 1900, **1903,** 1906
Panter, S. (Con) Earlsfield: 1959
Panto, Mark S. (Lab) Wandsworth Common: 2002, 2006; Nightingale: 2010, 2014
Papanichola, Christodoulos (L) Earlsfield: 1964
Parish, J. (Con) Nine Elms: 1962
Parish, J. (MA) Latchmere: 1900
Parfitt, Wayne T. (Lab) Southfield: **1971, 1974**
Park, E. (Lab) Bolingbroke: **1953;** Nightingale: 1956
Parker, E. (Lab) Southfield: 1925, 1928
Parker, F. (Prog) Southfield: 1903
Parker, J. (Mod) Putney: **1900, 1903**
Parker, Jack (Lab) Queenstown: **1953, 1956, 1959, 1962;** Alderman: **1964**
Parker, N. (MR) Shaftesbury: 1931; Broomwood: **1934, 1937**
Parker, Sophia E. (Lab) Bedford: 2014
Parkes, O. (MR) Putney: **1928**
Parkinson, C. (Con) Thornton (W), 1962
Parkinson, Deidre R.M. (Lab) Earlsfield: 1994
Parkinson, Jeremy C. (Con) Latchmere: 2002
Parkinson, S. (Con) Clapham North: 1962
Parkinson, Simon J. (Lab) Southfield: 1994
Parris, Matthew F. (Con) Fairfield: 1978
Parritt, Simon (SDP All) Furzedown: 1986, (LD) 2002
Parrott, H. (MA) Church: 1906
Parry, H. (Lab) Balham: **1945**
Parry, W. (Mod) Clapham South: 1900, 1903
Parry-Williams, J. (Con) Thornton (B): **1953**
Parsons, H. (MR) Balham: **1919, 1922, 1925, 1928, 1931, 1934, 1937**
Parsons, H. (Lab) Broomwood: 1934; St John: **1937**
Partridge, Neil R. (Grn) Graveney: 2014
Pasfield, S. (MR) Southfield: **1906, 1909**
Paskell, H. (Prog) Winstanley: 1900
Pasley-Tyler, Robert (UKIP) Wandsworth Common: 2014
Pasola, Ann (Grn) Thamesfield: 2018; Trinity: 2022
Passmore, Gordon S. (Con) Fairfield: 1956, 1959; West Hill: 1962; Putney: **1964, 1968;** Alderman: **1968;** Northcote: **1974, 1978, 1982, 1986, 1990, 1994, 1998, 2002**
Passmore, Shirley V. (Con) Fairfield: 1964, 1966B
Patch, Jennifer (L) Queenstown: 1978
Patch, Simon R. (L) Shaftesbury: 1974; Queenstown: 1978
Patel, Jaya (LD) Tooting: 2006
Paterson, Gordon E. (Lab) Nightingale: 1994; Northcote: 2002
Paterson, J. (Comm) Earlsfield: 1949
Paterson, Lauren T. (Grn) Balham: 1998
Paterson, Penelope A. (L) Southfield: 1974
Paton-Reid, G. (MR) Southfield: 1934
Patterson, David G. (L) St John: 1968, 1969B; Fairfield: 1978, 2018; (L All) Earlsfield: 1974. 1982, **1985B,** 1986; (LD) St Mary's Park: 1994; Furzedown: 1998, 2014; Shaftesbury: 2002; Wandsworth Common: 2006, 2010
Paul, Anthony D. (Con) West Hill: 1964
Paul, C. (MA) Shaftesbury: 1906
Paul, Denise S. (Lab) Wandle: **2022, 2026**
Paul, Sidney E. (Lab) Stormont: **1949;** Park: 1956; Shaftesbury: **1962, 1964,** 1968; Nightingale: 1974
Paul, Tom (LD) Northcote: 2010
Paul, W. (Lab) Clapham North: 1900
Pautsch, Mike (Con) Tooting Bec: 2022
Pavelin, Colin G. (Lab) Springfield: 1994
Pavey, R. (Lab) Putney: 1919
Pavovitch, Michael (Con) Fairfield: 1962, 1964, 1971
Paxman, Rosemary (L All) Springfield: 1986
Paxton, Helen G. (Con) Furzedown: **1968**
Payne, A. (Prog) Springfield: 1906
Payne, Richard (UKIP) Thamesfield: 2014
Peach, A. (MR) Nine Elms: 1922
Peacock, P. (Con) Larkhall: 1949; Clapham North: 1953; Thornton (W) 1956
Pearce, Clayton J. (Lab) St Mary's Park: 2014
Pearce, G. (Prog) Winstanley: **1903,** 1906
Pearce, H. (Lab) Putney: 1925
Pearce, Jacqueline (Lab) Southfield: 1986, 1990
Pearce, Terry F. (Lab) Southfield: 1964
Pearson, Stephen (L All) Balham: 1986
Peck, W. (Prog) St John: 1900; (MA) Winstanley: 1903
Pecksen, A. (Lab) Nine Elms: **1919, 1922;** Latchmere: **1928,** 1931
Pedrick, G. (L) Bolingbroke: 1953
Pemberton, G. (Lab) Springfield: 1937
Pemberton, Loraine (L) Shaftesbury: 1974
Penfold, Andrew R.L. (Con) Roehampton: **2002;** West Putney: **2006;** Roehampton & Putney Heath: 2010
Penfold, W. (Mod) Balham: **1900, 1903,** (MR) **1906, 1912**
Penna, W. (MR) Broomwood: 1906
Penney, T. (Con) Bolingbroke: 1949
Pepper, W. (Prog) Balham: 1903, 1909, (Rate) 1906
Peppercorn, E. (MA) Broomwood: 1906
Percival, M. (Con) Church: 1953; Vicarage: 1956
Perkins, H. (L) Streatham South: 1949
Perkins, R. (Lab) Tooting: **1959, 1962**
Perks, G. (MR) Nine Elms: 1906, 1909

Perrott, G. (Prog) Putney: 1900, 1903
Perry, A. (Ind) Tooting; 1953
Perry, Anthony W. (NF) Fairfield: 1978
Perry, David M.J. (UKIP) Graveney: 2014
Perry, E. (Lab) Nine Elms: 1909
Perry, Ernest (Lab) Bolingbroke: 1931; Shaftesbury: **1934, 1937;** Vicarage: **1953;** Park: 1956; Alderman: **1964**
Perry, J. (Con) Queenstown: 1962
Perry, J. (Comm) Earlsfield: 1959, 1962
Persaud, Esther (Lab) Furzedown: 1994
Peter, H. (Lab) Putney: 1919
Peterkin, Andy E. (Con) Tooting: 2010; West Hill: **2014**
Peters, George W.H. (Con) Roehampton: 1968; Putney: **1968B,** Southfield: 1974
Petrides, Alan B. (Lab) East Putney: 1994; 2002
Peters, Paul A. (Lab) St John: **1964,** (Ind) 1968; Southfield: 1994; St Mary's Park: 2002
Petrides, Alan B. (Lab) West Putney: 1998
Petros, Katia (LD) Roehampton & Putney Heath: 2014
Pettitt, Gillian E. (Lab) Shaftesbury: 1994
Petty, Maureen A. (LD) Tooting: 2002
Pfaff, A. (Con) Clapham North: 1962
Philip, Parkinson B. (Lab) Bedford: 1968
Phillips, C. (MR) Latchmere: **1925,** 1928
Phillips, C. (Lab) Streatham: 1945
Phillips, H. (Lab) Southfield: 1919
Phillips, John M. (Save London All) Thamesfield: 1978
Phillips, L. (Ind) Broomwood: 1945
Phillips, R. (Mod) Balham: **1900, 1903,** (MR) **1906, 1909, 1919**
Phillips, Simon (Ind) Bedford: 2006
Pick, Kathryn H. (Lab) Thamesfield: 1982; Graveney: **1986;** Parkside: 1990
Pickard, Jane F. (Lab) Northcote: 1986
Pickard, Cyril S. (SDP All) Nightingale: 1982
Pickering, J. (MR) Balham: **1912;** Clapham North: **1934, 1937**
Pickford, I. (Lab) Stormont: **1953**
Pickworth, A. (MR) Nine Elms: 1928
Pidgeon, G. (Lab) Broomwood: 1934, 1937
Pidgeon, I. (Lab) Tooting: 1909
Pigott, Sudi (LD) Furzedown: 2022
Pilcher, W. (MR) Shaftesbury: 1922
Pimlott, L. (Lab) Balham: 1928
Pindar, Maltby J. (LD) Furzedown: 2018; Tooting Bec: 2022; South Balham: 2026
Piper, F. (MR) Balham: **1919, 1922, 1925**
Piper, Priscilla A.W. (Ind) Springfield: 1964
Piper, W. (Ind) Springfield: 1912; (MR) 1919
Pitcher, Doris A. (Lab) Bedford: 1964; Tooting: 1968
Pither, V. (Con) Winstanley: 1949
Pitman, G. (Ind) Springfield: 1931
Pitt, Charles W.R. (Con) St Mary's Park: 2018
Pitt, Fraser (Grn) Thamesfield: 2026
Pitt, W. (MA) Park: 1962
Pittman, Anthony J. (SDP All) Furzedown: 1982, 1982B
Pitts, A. (Prog) Southfield: 1903
Plant, J. (Lab) Bolingbroke: 1925; St John: 1928; Park: 1931
Plowden, Francis J. (SDP All) East Putney: 1982; Springfield: 1986
Plummer, Matthew (Con) Latchmere: 2014
Plumridge, Joseph (MR) Fairfield: **1909, 1912**
Plumridge, T. (MR) Fairfield: **1931, 1934,** 1937
Pocknee, J. (Lab) Latchmere: **1945**
Pocock, T. (Lab) Shaftesbury: 1909
Poeschl, Caroline (Renew) Latchmere: 2018
Pointer, B. (Comm) Balham: 1949
Pointing, J. (Lab) Balham: 1949; Clapham Park: 1953
Pollard, Thomas (Lab) Wandsworth Common: 2022; Balham: 2026
Pollen, Carmel M.J. (Lab) St Mary's Park: 2014
Pollitt, Ross D. (SDP All) Bedford: 1986
Ponsonby, Frederick M.T. (Lab) Roehampton: **1990;** Fairfield: 2010, 2014
Poole, Christopher E. (Grn) West Putney: 2014; 2018, 2026
Pope, A. (Lab) Southfield: 1949
Pope, Robert (Lab) Stormont: **1956**
Portallion, L. (L) Streatham Hill: 1949
Porter, G. (MR) Streatham: 1919
Porter, Jeremy (LD) Shaftesbury: 2006; St Mary's Park: 2010, 2014
Porter, N. (Lab) West Hill; 1953
Portlock, S. (Lab) Streatham: 1928
Potter, R. (Comm) Church: 1956
Powell, A. (MA) Shaftesbury: 1903
Powell, C. (Lab) Park: 1922; Latchmere: **1928,** 1931; Nine Elms: **1934, 1937**
Powell, F. (Lab) Queenstown: **1956, 1959**
Powell, Toby P.J. (Lab) Balham: 2014
Powell, J. (MR) Tooting: **1931,** 1934
Powell, W. (Lab) Broomwood: 1937
Powell-Davies, Adam K. (TUSC) Trinity: 2026
Power, B. (Prog) Park: 1909, Latchmere: 1912
Power, Eugene M. (UKIP) Latchmere: 2018
Prager, Margaret L. (Grn) St John: 1986
Pratt, H. (Con) Winstanley: 1949
Pratt, L. (Lab) Broomwood: 1959
Preston, Lewis M. (Con) Earlsfield: 2018
Price, Andrew R. (Con) Tooting: 1990
Price, B. (Prog) Latchmere: **1903, 1906**
Price, Clive H. (Grn) East Putney: 2022
Price, E. (MR) Tooting: 1945
Price, Florence (Lab) Thamesfield: 1968; Balham: 1971
Price, J. (Lab) Thornton (W) **1956**
Price, Ruth (DVP) Latchmere: 2018
Prichard, Alfred (Lab) Latchmere: **1919, 1922, 1925, 1928;** Nine Elms: **1934**
Prichard, Catherine A. (Lab) Graveney: **1994**
Prichard, Prof Brian N.C. (Lab) Latchmere: **1964;** St Mary's Park: **1968;** St John: **1971;** (Con) Furzedown: 1974, **1976B, 1978, 1982, 1986;** East Putney: **1994, 1998, 2002, 2006**
Prichard, Douglas A.G. (Lab) Latchmere: 1931, **1934, 1949, 1953, 1956, 1959, 1962**
Prichard, Sir Norman G.M. (Lab) Latchmere: **1928,** 1931, **1934;** St John: **1937;** Broomwood: 1945, 1953; St Mary's Park: **1964;** St John: 1968; Nightingale: 1971
Priddis, F. (MA) Park: 1903
Pridham, Tom F. (Con) Lavender: **2022, 2026**
Prince, H. (MR) Balham: **1909, 1912, 1919**

Pring, F. (MR) Streatham: **1912**
Prior, M. (Lab) Nine Elms: **1919, 1922**
Pritchard, E. (Con) Fairfield: 1956
Proudman, Julian P. (Lab) Springfield: **1971;** Earlsfield: **1974;** Fairfield: **1978, 1982**
Prout, T. (Lab) Clapham North: **1956**
Pruszak, Mary D. (Con) Fairfield: **1968**
Pryke, C. (Lab) Clapham North: 1922
Pudney, W. (Prog) Church: 1925
Pugh, G. (Lab) Streatham: 1925; Balham: 1928, 1931
Pugh, Henry (Con) Wandsworth Common: **2006**
Pugh, R. (Lab) Springfield: 1934
Pullen, A. (Lab) Putney: 1953, 1956
Pullen-Burry, John R. (Thamesfield Cmty) Thamesfield: 1974
Pumfrett, D. (L) Streatham: 1945
Pumfrey, A. (Lab) Springfield: 1919
Punchard, E. (L) Furzedown: 1962
Punshon, E. (L) Streatham: 1945
Purnell, Christopher A. (Lab) Fairfield: **1974;** Southfield: 1978; Nightingale: 1982
Pyemont, Ellie (Lab) Wandsworth Common: 2026
Pyne, J. (Lab) Balham: 1934, 1937
Pyne, Russell D. (LD) East Putney: 1998

Q

Quaradeghini, Fabio C. (LD) Southfield: 2022
Quaterman, J. (Lab) Park: 1928
Quilter, C. (MR) Streatham: **1931, 1934, 1937**
Quinn, Aaron (Lab) Shaftesbury: 2006
Quinn, C. (Prog) Balham: 1919
Quinnell, C. (Con) Springfield: **1949, 1953, 1956,** 1959
Quinton, J. (Lab) Clapham South: 1934
Quitman, Jeremy R.C. (Con) Latchmere: 1982
Qureshi, Kalsoom (Lab) Thamesfield: 2010
Qureshi, Masood A. (Con) Fairfield: 1986

R

Rabbitt, E. (Lab) Springfield: 1953
Rackham, Elizabeth M. (Lab) Thamesfield: **1971;** Southfield: **1974**
Rackham, M. (Ind) Springfield: 1906
Rad, Dan (Grn) Balham: 2018
Radcliffe, David A. (L) Roehampton: 1974
Radcliffe, Mike (LD) Lavender: 2022
Radford, J. (Mod) Putney: 1903, (MR) **1906, 1909, 1912;** (Rate) **1919**
Rahman, Ferdous (Lab) West Hill: 2010
Rahman, Jasmine N. (Con) Falconbrook: 2022
Raja, Muhammad R. (Con) Tooting: 1994
Rake, Jennifer (LD) East Putney: 2006
Ramsey, J. (MA) St John: **1900, 1903**
Ranald, J. (MR) Latchmere: 1925
Randall, Belinda (Billi) J. (Lab) Shaftesbury: **1986;** Earlsfield: 1990; Wandsworth Common: 2002; Graveney: **2006, 2010;** Nightingale: 2014
Randall, E. (Lab) Tooting: **1945**
Rangecroft, A. (MR) Winstanley: 1931
Rangecroft, G. (MR) St John: **1922, 1925, 1928, 1931, 1934,** 1937
Ranson, J. (MA) Broomwood: **1903;** (MR) **1906**
Rapinet, M. (Con) Streatham Hill: 1959
Rappaport, D. (Lab) Bolingbroke: 1937; Latchmere: 1949
Rashid, Abdul (SDP All) Bedford: 1982
Ratcliffe, Anne K. (Con) Graveney: 1990
Rattigan, David T. (Lab) Balham: **1971;** Graveney: **1974**
Rattray, John M. (Con) Bedford: **1978, 1982, 1986, 1990;** (Grn) 1998, 2002, 2006, 2010; Balham: 1999B
Raubitschek, Alexander (Con) Queenstown: **2010**
Ravara, Flavio S. (Lab) West Hill: 2022
Rawson, Alfred C. (MR) Putney: **1912;** (Rate) **1919**
Rayment, D. (Con) Lavender: **1953, 1956, 1959**
Rayment, J. (Lab) Streatham Common: 1962
Raymond, W. (MA) Broomwood: **1900, 1903;** (MR) **1906, 1909**
Rayner, Georgia (Grn) Trinity: 2026
Rayner, N. (MR) Southfield: 1945; (Con) Clapham Park: **1953**
Raynor, Arthur (Prog) Nine Elms: **1900, 1903,** (Lab) Nine Elms: 1909, **1912;** Bolingbroke: 1922, 1925
Raynor, E. (Lab) Broomwood: 1922
Raynor, James S. (Con) Tooting: 2014
Read, C. (MR) Shaftesbury: **1909, 1912**
Read, C. (Res Ass) West Hill: 1962
Read, Timothy P. (Grn) Falconbrook: 2026
Readings, B. (MR) Latchmere: 1928
Reay, Gemma V. (Lab) East Putney: 2010
Redcliffe, Ingrid E. (Grn) Southfield: 2022
Reddin, Gavin P.R. (Lab) Southfield: 1994, 1998
Redman, J. (Lab) Fairfield: 1919, 1925
Redway, E. (MR) Winstanley: 1931
Reed, C. (MR) Latchmere: 1922
Reed, E. (Lab) Church: **1928**
Reed, G. (MR) Balham: 1945
Rees, Evan (MR) Springfield: **1931, 1934, 1937**
Rees, G. (MR) Bolingbroke: 1906; Nine Elms: 1909, 1919
Rees, J. (Prog) Springfield: 1906
Reeve, Paul (Con) Roehampton: **2002;** Southfield: **2006**
Reeves, Ann (Lab) Thamesfield: 1962
Reeves, Christine (Ind) Thamesfield: 2002
Reeves, E. (Lab) Southfield: 1925, 1928, 1931, 1934
Reeves, Frank (Lab) Fairfield: **1964;** Northcote: 1968
Reeves, Robin (Comm) East Putney: 1986
Reeves, W. (Lab) West Hill; 1953
Rehm, H. (MR) Clapham South: **1928;** Clapham North: **1937,** 1945
Reid, F. (Lab) Streatham Common: 1949
Reid, Gordon (Grn) Tooting: 1990
Reid, Paddy (Con) West Putney: 2022
Reilly, Christopher A. (LD) Bedford: 1994, 1998
Reilly, Christopher J. (Con) St Mary's Park: **1990, 1994**
Reiss, Amanda A. (L) St Mary's Park: 1974
Remnant, C. (L) Streatham: 1945
Rendall, R. (Lab) Southfield: 1953
Rennie, J. (Prog) Putney: 1900
Renshaw, W. (MR) Putney: **1909, 1912**
Reynold, E. (Con) Park: **1953, 1956**
Reynold, Geoffrey M. (Ind) Putney: 1964

Reynold, Gillian (L All) Latchmere: 1986
Reynold, John H. (L All) Northcote: 1986
Rham, R. (MR) Nine Elms: 1925; Winstanley: 1928
Rhode, Surinder S. (LD) Graveney: 2010
Rice, David C. (Lab) Putney: 1968, 1971
Rice, G. (MA) Park: 1962
Rice, Leslie (Lab) Balham: 1964; 1968; Bedford: **1971**
Rich, J. (Lab) Clapham North: **1919**
Rich, Sidney. (MR) Streatham: **1945;** (Con) St Leonard's: ***1949***
Richards, G. (Soc) Latchmere: 1909
Richards, J. (MA) Broomwood: **1903;** (MR): **1906;** Park**: 1909, 1912**
Richards, J. (L) Thornton (W): 1949
Richards, Peter A. (L) St Mary's Park: 1971
Richards, R. (MR) Latchmere: 1934
Richards, Sarah (Lab) Southfield: 2002
Richards, W. (Unemployed Workers' Movement) Winstanley: 1931
Richards-Jones, Aled (Con) Northcote: **2018, 2022, 2026**
Richardson, A. (Prog) Latchmere: **1912**
Richardson, A. (Lab) Streatham: 1934
Richardson, F. (Lab) Broomwood: 1919
Richardson, W. (MR) Clapham South: **1906**
Richert, Cyril X. (LD) West Putney: 2006; (Grn) Lavender: 2022
Riches, M. (Mod) Fairfield: 1903; (MR) **1919, 1922, 1925, 1928, 1931**
Richins, Laurence (UKIP) Furzedown: 2014
Richman, Rob (Ind) Southfield: 2014
Rickards, V. (Con) Winstanley: 1959
Rickatson-Hatt, John (Con) Latchmere: 1978
Ricketts, B. (Con) St John: 1953
Ridge, Joseph E. (Lab) Thamesfield: 1962, 1964
Ridgeon, Jhansi (Con) Graveney: 2006
Riding, Anne E. (Con) Graveney: 1971
Ridley, R. (MR) Clapham North: **1922, 1925, 1928, 1931**
Ridout, Joseph (Con) Latchmere: 2018
Rigby, Joanne (Lab) Earlsfield: **2018;** Balham: **2022, 2026**
Rigby, Penelope J.M. (L) St John: 1978
Rigg, David J.K. (Con) Roehampton: 1982
Righelato, E. (Con) Clapham North: 1962
Rignall, A. (Lab) Latchmere: **1928,** 1931; Bolingbroke: 1937; Lavender: 1949
Rilstone, W. (Lab) Springfield: 1934
Rimmer, A. (MR) Church: 1934
Rines, William (Prog) Nine Elms: **1903, 1906,** 1909
Ritchie, A. (Con) Vicarage: 1949; Church: 1953; Newtown: 1956; Latchmere: 1959
Ritchie, J. (MR) Church: 1937; (Con) Vicarage: 1949
Ritchie, Shireen (SDP All) Springfield: 1986
Rittner, G. (MR) Putney: **1909**
Riviere, Katherine (LD) West Putney: 1998
Roach, J. (MR) Balham: **1909**
Roberts, Colin E. (Lab) Earlsfield: 2014
Roberts, J. (Mod) Balham: **1903,** (MR) **1906, 1909,** (Ind) Springfield: 1912
Roberts, N. (Lab) Church: **1945, 1949**
Roberts, Simon M.J. (Con) Southfield: **2002**
Roberts, William (Con) St Mary's Park: 1964, 1968; Nightingale: **1968B, 1971**
Robertson, David (L All) Springfield: 1982; Graveney: 1986
Robertson, J. (Prog) Tooting: 1900, 1903
Robertson, Ronald E. (Con) West Hill: 1964
Robertson, T. (MR) Clapham South: **1906**
Robertson, T. (Lab) Lavender: 1953
Robinson, A. (MR) Streatham: **1906, 1909, 1912, 1919**
Robinson, Amanda G.D. (Lab) Thamesfield: 2022
Robinson, Charlie (Ref) South Balham: 2026
Robinson, Emily (Lab) Thamesfield: 2006
Robinson, H. (MR) Shaftesbury: 1934
Robinson, J. (MR) Springfield: **1909,1912**
Robinson, Joan I. (L) West Hill: 1978
Robinson, Kate (Grn) Thamesfield: 2026
Robinson, M. (Mod) Fairfield: **1900, 1903, 1906, 1912**
Robinson, M. (Lab) Bolingbroke: 1922; Winstanley: **1928, 1931, 1934, 1937**
Robinson, Mark A. (LD) Bedford: 2018
Robinson, R. (MR) Tooting: 1945
Robinson, R. (Lab) Streatham: 1945
Robotham, E. (MR) Clapham North: 1919
Robson, Ryan J.H. (Con) Roehampton: **2002**
Roche, Barbara M. (Lab) Northcote: 1982
Roche, G. (Prog) St John: 1912
Roche, G. (Ind) Tooting: 1919
Roche, Patrick R.R. (Lab) Balham: 1982; Graveney: **1986**
Roche, Steve (BNP) West Hill: 2010
Rocke, P. (Lab) Broomwood: 1949
Roden, N. (Con) Tooting: 1949
Rodgers, Michael G. (LD) Furzedown: 2006; Queenstown: 2010
Rodney, Kenneth W. (Lab) Alderman: **1971;** Putney: 1974
Rodriguez, Ian (Lab) Nightingale: 1990
Rodriguez Andres, Jose I. (LD) East Putney: 2018
Rodwell, Alison D. (Con) West Hill: 2018
Roe, J. (Ind Soc) Winstanley: 1906
Roney, C. (Lab) Clapham South: 1922
Rogers, C. (MR) Balham: **1906**
Rogers, G. (Prog) Park: **1900, 1903, 1906,** 1909
Rogers, G. (Lab) Balham: 1937
Rogers, J. (Prog) Shaftesbury: **1903, 1906**
Romilly, Marthe E. (Con) St Mary's Park: **1968,** 1971, 1974, 1978, **1982**
Roscoe, John H. (LD) Tooting: 2002
Rose, A. (Soc) Shaftesbury: 1909
Rose, J. (Mod) Streatham: **1900, 1903**
Rose, M. (Lab) Shaftesbury: **1922, 1925, 1928**
Rose, T. (Lab) Nine Elms: **1953, 1956, 1959**
Rosemont, David J. (Con) St John: 1978
Rosenbaum, Alef (LD) Shaftesbury: 2006
Rosewell, Bernard J. (Lab) Tooting: **1971, 1978, 1982, 1986, 1990, 1994**
Rosier, Frederick D.S. (Con) Balham: **1982**
Roskilly, C. (MR) Streatham: **1937**
Ross, Walter A. (Lab) West Putney: 1994
Ross-Steward, C. (Con) Clapham North: 1953
Rossi, Dominic M.J. (Con) Southfield: **1994**

Roth, Harry (Lab) West Hill: 2026
Rowe, Giles (Ref) Tooting Bec: 2026
Rowe, George F. (Lab) Fairfield: **1937, 1945;** Earlsfield: **1953,** 1968; Springfield: 1956, **1959, 1962;** Alderman: **1964;** Tooting: **1971;** Nightingale: 1974; Furzedown: **1976B;** Queenstown: **1978**
Rowe, R. (MR) Bolingbroke: **1909**
Rowell, R. (Lab) Broomwood: 1945
Rowland, A. (Prog) Putney: 1903
Rowland, L. (MR) Winstanley: 1945
Rowlands, Thomas (Con) Clapham Park: **1949, 1953, 1956, 1959, 1962**
Rowney, Mark (Lab) Queenstown: 2014
Roy, A. (Lab) St Leonard's: 1953
Roy, Donald J. (Lab) Putney: 1974, 1976B; Parkside: 1978, 1994; Northcote: 1982; West Hill: 1990, 2002; West Putney: 1998, 2014; Roehampton & Putney Heath: 2006, 2010
Rubinstein, Betty (Comm) Southfield: 1964
Rucker, J. (Mod) Southfield: **1900,** 1903
Rudall, G. (Lab) Putney: 1931
Ruddock, Eleanor (LD) West Putney: 2002
Rule, G. (Prog) Southfield: 1906
Rule, Nicholas (SLA) Latchmere: 1978
Rundle, George (Con) Southfield: **1968**
Runeckles, Arthur E. (MA) Park: 1903; St John: **1906, 1909, 1912,** 1919; Broomwood: **1922, 1925**
Rushworth, G. (Lab) Broomwood: 1919
Russell, D. (L) Thornton (W), 1962
Russell, M. (Lab) Clapham Park: 1962
Russell, N. (Lab) Streatham Common: 1962
Russell, John R. (Lab) Roehampton: 2006; Earlsfield: 2010
Rushton, Andree (Lab) East Putney: 1986
Rushworth, G. (Lab) St John: 1922; Bolingbroke: 1925; Broomwood: 1934
Ryan, David S. (Lab) Southfield: 1978
Ryan, F. (MA) Winstanley: 1900
Ryan, John (LD) West Putney: 2006
Ryan, Vera M. (Con) Nine Elms: 1953; Latchmere: 1964
Ryan, Stephen (Lab) Shaftesbury: 2010
Ryder, Michael (Con) Thamesfield: **2011B, 2014, 2018**

S

Sachon, James (Lab) Earlsfield: 2006
Saddler, Jamie (LD) West Putney: 2014
Sadiq, Tariq (LD) Shaftesbury: 1994
Sadler, Christopher F. (Con) Shaftesbury: **1990, 1994**
Sadler, R. (Mod) Balham: **1900**
Salaman, Christopher R. (LD) Springfield: 1994, 1998
Salier, Clare D.W. (Con) Balham: 2014, 2018
Sallow, C. (Con) Thornton (B): 1962
Sally, J. (Lab) Clapham North: **1945**
Salt, Michael J. (NF) Latchmere: 1978, 1981B, 1982
Saltmarsh, A. (Lab) Clapham South: **1945**
Salvidge, W. (Lab) Shaftesbury: **1922, 1925, 1928, 1931, 1934;** Broomwood: 1945
Samani, Sanjay (LD) St Mary's Park: 1998
Sampson, Charles S. (L) West Hill: 1964
Samuel, H. (Lab) Clapham South: 1919
Samuel, Hugh R. (Lab) East Putney: 2018
Samuel, I. (Con) Lavender: 1949; Stormont: 1956
Samuels, A. (Lab) Latchmere: **1922,** 1925
Sandbrook, John (L All) Parkside: 1986
Sanders, E. (Prog) Balham: 1903, 1919, (Rate) 1906
Sanders, H. (Rate) Streatham: 1909
Sanders, Moira R. (LD) Thamesfield: 1998, 2002, 2006, 2010; Roehampton & Putney Heath: 2014
Sanders, Stephen (MR) Streatham: **1919, 1922, 1925, 1928, 1931, 1934**
Sanders, T. (Prog) Broomwood: 1903
Sanderson, A. (Lab) Springfield: 1931
Sanderson, S. (MR) Church: **1931,** 1934, 1937
Sansbury, C. (MR) Streatham: **1931**
Santhosh, Varun (Grn) Balham: 2026
Satchwell, J. (Lab) Clapham North: 1925, **1945,** 1949
Saunders, Beverley (Lab) Fairfield: 2006
Saunders, D. (Con) St John: 1959
Saunders, F. (Con) Fairfield: 1953
Saunders, G. (Lab) Nine Elms: 1919
Saunders, Michael H. (Save London All) Thamesfield: 1978
Saunderson, W. (MR) Tooting: 1903
Savage, Gary M. (NF) Latchmere: 1978
Savile, E. (Lab) Nightingale: 1953
Savile, Johnnie H. (L) Latchmere: 1974
Saw, A. (MR) Clapham North: 1919
Sayers, W. (Lab) Clapham North: 1922
Sayward, D. (MR) Winstanley: 1925
Scammell, F. (Soc) Shaftesbury: 1912
Scantlebury, Andrew R. (Con) Tooting: 1998
Scaping, H. (Lab) Clapham North: 1931
Scaping, Paul H. (LD) Fairfied: 2014, 2018
Scarborough, E. (L) Streatham: 1945
Schmidt, Audrey M. (Lab) Northcote: 1990
Schwarz, Kurt (Con) Southfield: **1978**
Schwarz, Michael R. (Grn) Tooting: 2010; Wandsworth Common: 2014
Scott, A. (Lab) Fairfield: 1919
Scott, H. (MR) Putney: 1931
Scott, Nigel P. (L All) Northcote: 1986
Scott, Tracy (Con) Furzedown: 2014
Scott, W. (Prog) Winstanley: 1903, 1906, (MR) **1909,** 1912
Scott, W. (Prog) Putney: 1912
Scott-Forbes, A. (Lab) Clapham South: 1919, 1925
Seaman, J. (Prog) Southfield: 1900; Fairfield: 1903, 1906; (Ind) 1919
Seaman, J. (Lab) Southfield: 1937
Seares, A. (Lab) Balham: 1937
Searle, J. (Con) Latchmere: 1949
Sedgemore, Brian C.J. (Lab) Thamesfield: **1971**
Sedgwick, Josephine L. (Con) Parkside: **1982, 1986, 1990, 1994**
Sedgwick, Peter H.J. (L) West Hill: 1964
Seed, Harold L. (Lab) Thornton (W) **1956;** Earlsfield: **1959, 1962;** Furzedown: **1964**
Seeley, W. (Lab) Thornton (W), **1956, 1959, 1962**

Seidman, Stephanie K. (LD) Shaftesbury & Queenstown: 2026
Sellers, G. (Prog) Fairfield: 1900, 1903, 1906, 1909, 1912
Sellers, J. (Lab) Clapham North: 1931, 1934, 1937, **1945;** Larkhall: **1949**
Selley, Harry R. (MR) Nine Elms: 1928; Streatham: **1937**
Selvarajan, Govindaswamy (Lab) Springfield: 1968
Semmens, V. (Lab) Thamesfield: 1949
Semmons, E. (Con) Queenstown: 1949
Sendall, Ernest W. (Con) Latchmere: 1949, 1953, 1956, 1959; Park: **1962;** St Mary's Park: 1964, 1968
Sendall, Harry W. (Con) Park: **1949, 1953, 1956, 1959, 1962;** Queenstown: 1965B; 1966B
Senior, Guy J.B. (Con) Shaftesbury: **1990, 1994, 1998, 2002, 2006, 2010, 2014, 2018**
Settle, T. (Prog) Southfield: 1900
Sewell, Mary P. (SDP All) Shaftesbury: 1986
Sexton, Clive A. (Ref) Southfields: 2026
Shackel, L. (Con) Broomwood: **1959**
Shanley, G. (Lab) Clapham South: 1925
Sharich, Simon A. (LD) Tooting: 2014; Wandsworth Common: 2018; Tooting Broadway: 2022
Sharman, H. (MR) Clapham North: **1912**
Sharp, Caroline H. (Lab) Fairfield: 2014
Sharp, Elizabeth (L) Furzedown: 1978
Sharpe, D. (Lab) Streatham South: 1962
Sharpe, E. (L) Southfield: 1949
Sharpe, F. (MA) Nine Elms: 1900
Sharpe, Pat (Grn) Wandsworth Common: 2022
Shaw, A. (Mod) Balham: **1903,** (Ind Con) Balham: 1906; (MR) Streatham: **1912;** Clapham South: **1919, 1922, 1925, 1928, 1931, 1934, 1937**
Shaw, Elizabeth M. (Eco) Furzedown: 1982; (Grn) Nightingale: 1986
Shaw, Frederick (Lab) Church: **1956, 1959, 1962;** St Mary's Park: **1964;** Latchmere: **1968, 1971, 1974**
Shaylor, F. (Lab) Southfield: 1922
Shearer, Daniel (Lab) West Hill: 2022
Shearn, H. (Prog) Putney: 1903
Shears, H. (Prog) Springfield: 1903
Shelmerdine, Valerie (LD) Roehampton: 1998, 2002, 2006; Roehampton & Putney Heath: 2010
Shephard, Christopher J. (Lab) Thamesfield: 2002
Shepherd, C. (Lab) Fairfield: 1934, **1945**
Shepherd, Charles (Con) Balham: **1978**
Shepherd, S. (Lab) Tooting: 1909
Sheppard, T. (MA) Broomwood: **1900, 1903,** 1906
Shere, H. (MR) Tooting: **1931,** 1934
Sherer, Josh (LD) Wandsworth Town: 2026
Sherman, W. (MR) Fairfield: 1934
Sherry, W. (Lab) Balham: 1937
Sherwood, Marguerita B. (MR) Fairfield: 1945; (Con) Springfield: **1949, 1953, 1956,** 1962, 1964
Shield, Simon (LD) Nightingale: 2006; Shaftesbury: 2018
Shillington, D. (MR) Fairfield: 1906, **1909**
Shillito, A. (Ind Prog) Church: 1903
Shilstone, E. (Lab) Streatham Common: 1949
Shilstone, F. (Lab) St Leonard's: 1949
Shocket, Godfrey S. (LD) East Putney: 1990, 2010, 2014; Roehampton: 1994, 2002, 2006
Shocket, Susan (L All) West Putney: 1986; (LD) East Putney: 1998; West Putney: 1998B, 2002, 2006; Nightingale: 2014; Wandle: 2026
Shotter, Felicia A. (Con) West Hill: 1964
Short, Richard F. (Con) Fairfield: **1968**
Shrimpton, M. (Con) Broomwood: 1953; Park: **1956**
Shrimpton, Michael (Lab) East Putney: 1983B
Shrubsall, Geoffrey (Con) Balham: **1949, 1953. 1956, 1959,** 1962
Shrubsall, K. (Prog) Streatham: 1919
Shute, K. (MR) Park: 1945
Shuttleworth, Richard (UKIP) Queenstown: 2014
Sibley, Brian W. (NF) Shaftesbury: 1978
Siddiqui, Reema (Ref) Roehampton: 2026
Sigsworth, S. (Lab) Clapham North: 1925
Siffleet, A. (Lab) Tooting: **1919**
Simister, Jed (Grn) Trinity: 2026
Simkin, W. (Lab) Bolingbroke: **1949;** Winstanley: **1953, 1956, 1959**
Simmonds, A. (Prog) Nine Elms: **1912,** (Lab) **1919**
Simmonds, Leo T. (Con) Thamesfield: **1968**
Simmonds, Mark J.M. (Con) Southfield: **1990**
Simmons, G. (Lab) St Leonard's: 1959
Simmons, J. (MR) Clapham North: **1906**
Simmons, Susan (Con) Graveney: 1986
Simmons, T. (Prog) Broomwood: 1903, 1912; Nine Elms: 1909, **1912**, (Lab) **1919, 1922, 1925, 1928**
Simms, A. (MR) Latchmere: **1909,** 1912
Simms, Andrew M. (Grn) Nightingale: 1990
Simms, C. (Lab) Clapham South: 1925
Simms, Ronald H.C. (Lab) Queenstown: **1971, 1974, 1978, 1982**
Simonds, W. (Prog) Church: 1906
Simons, Douglas L. (NF) St John: 1978
Simos, Elizabeth S. (Lab) South Balham: **2026**
Simper, A. (Con) Church: 1949
Simper, A. (Lab) Nightingale: 1949
Simpson, A. (Lab) Streatham: 1945
Simpson, J. (Ind Prog) Shaftesbury: 1903
Simpson, Josephine (Lab) Southfield: 2006
Simpson, R. (Mod) Balham: **1900**
Simpson, Michael R.E. (Con) West Putney: **1994;** Roehampton: **1998**
Sims, Frank E. (Lab) Furzedown: 1953, **1956, 1959, 1962; 1974, 1982;** Tooting: **1964;** Graveney: 1968, **1971**
Sinfield, Ernest W. (Con) Bedford: **1968,** 1971; Graveney: 1978
Single, F. (Mod) Southfield: **1900,** 1903
Singleton, G. (Lab) Nine Elms: 1909
Sintim, Rose (Con) Latchmere: 2014
Singleton, Patricia M. (L All) Tooting: 1982
Skeet, Timothy J.H. (Con) Latchmere: 1986
Skeffington, Charles J. (UKIP) Latchmere: 2018
Skegg, A. (Lab) Broomwood: 1937
Skey, Stephen P. (L All) Northcote: 1986
Skingle, A. (MR) Winstanley: 1945
Skinner, D. (Lab) Church: 1931
Skinner, S. (MR) Latchmere: 1919; Nine Elms: 1922
Skipper, Stephen G. (Ref) Tooting Bec: 2026
Slack, Trevor (Con) Tooting: 2010

Slade, Adrian C. (L) Putney: 1964
Slade, J. (Lab) Thamesfield: 1956
Slater, John A. (Lab) West Hill: 1978; West Putney: 1980B; Roehampton: **1982, 1986, 1990, 1994;** Thamesfield: 2002; West Hill: 2006
Slater, Peter (Con) Southfield: **1982, 1986**
Sleigh, Thomas C.C. (Lab) West Hill: 2002
Slessinger, J. (Lab) Nine Elms: **1945**
Sluter, J. (Con) Thamesfield: **1949**
Smales, Paul F. (L All) Tooting: 1982
Smallbone, Teresa M.K. (Lab) Southfield: 1982
Smallman, Joe L. (Lab) East Putney: 2026
Smart, Lisa (LD) Thamesfield: 2011B
Smart, John T. (NF) Queenstown: 1978
Smith, A. (Lab) Nine Elms: **1945, 1949;** Broomwood: 1953, 1962
Smith, A. (Lab) Springfield: 1931
Smith, A. (Lab) Broomwood: 1956
Smith, Adrian J. (LD) Queenstown: 2014
Smith, C. (Prog) Nine Elms: 1900
Smith, Celia M. (SDP All) Fairfield: 1986
Smith, Colin H. (L) Southfield: 1974, 1976B, 1978
Smith, Colum J.A. (Lab) Northcote: 1994
Smith, D. (Con) Shaftesbury: 1962
Smith, Dan (Lab) Wandsworth Common: 2010
Smith, Doreen F. (Con) Graveney: 1982
Smith, Dorothy M. (Lab) Fairfield: **1962, 1966B, 1971, 1974, 1978**
Smith, E. (Lab) Nine Elms: 1909
Smith, Edward H. (NF) Northcote: 1971
Smith, F. (Soc) Clapham North: 1912, (Lab) Bolingbroke: 1919; Latchmere: 1922
Smith, Frederick J. (Con) Graveney: 1982
Smith, G. (MA) Nine Elms: 1900; (Prog) 1906
Smith, G. (Con) Nightingale: **1949**
Smith, George K. (Con) Latchmere: 2002
Smith, H. (MA) Broomwood: **1900, 1903;** (MR): **1906**
Smith, I. (Con) Queenstown: 1953
Smith J. (MR) Winstanley: 1919
Smith, J. (Con) Larkhall: 1962
Smith, Jeanne M. (Lab) Springfield: 1994
Smith, L. (MR) Clapham North: 1919, **1922, 1925, 1928**
Smith, L. (Con) Streatham Common: **1956, 1959, 1962**
Smith, Lesley M. (Lab) St John: **1974**
Smith, Lionel R.P. (Grn) West Hill: 1990
Smith, P. (MR) Latchmere: 1937
Smith, Pippa (Con) Bedford: 2018
Smith, R. (Prog) Putney: 1900
Smith, Raymond H. (Con) Roehampton: 1974
Smith, Ronald D. (Con) St John: **1998**
Smith, S. (MR) Latchmere: 1919
Smith, T. (MR) Winstanley: 1912
Smith, T. (Prog) Streatham: 1919
Smith, Trevor R. (Lab) Southfield: 2006
Smith, Vera (Con) St John: 1964
Smith, W. (Ind) Tooting: 1903
Smith, W. (MR) Putney: **1925, 1934, 1937, 1945**
Smith, W. (Lab) Nightingale: 1953, 1956; Bedford: 1959
Smith, William G. (Lab) Bedford: 1956; Earlsfield: **1962, 1964,** 1968
Snary, Francis J. (Con) Thamesfield: **1949, 1953;** Putney: **1971, 1974**
Snelling, Jonathan (SDP All) Furzedown: 1986
Sokolowski, Tomasz J. (Grn) Southfield: 2010; West Hill: 2014
Solly, Kenneth (Lab) Graveney: **1976B;** Alderman: **1971**; Springfield: 1978
Soloman, J. (MA) Winstanley: 1906, 1919, 1922; (MR) Latchmere: **1909,** 1912
Somerfield, H. (Ind Mod) Clapham South: **1900,** (Prog) Clapham North: **1903**
Somerville-Jones, Eric (Con) West Putney: **1986, 1990**
Sommerfeld, L. (Mod) Streatham: **1903**
Soper, J. (Ind Prog) Shaftesbury: 1903; (Prog) Bolingbroke: 1909; Latchmere: 1909
Sore, A. (Lab) Tooting; **1953, 1956, 1959**
Southey, David H. (Lab) Bedford: 1994
Sowle, A. (Lab) Winstanley: **1949**
Sowry, David N. (SDP All) West Hill: 1986
Spanner, H. (MA) Nine Elms: 1903
Sparling, James P. (LD) Shaftesbury: 1994, 1998; Northcote: 2002
Speck, Wendy (Lab) Bedford: 2006; Latchmere: **2010, 2014**
Speedy, Ben (LD) Roehampton and Putney Heath: 2018; Roehampton: 2022
Speedy, Helen M. (LD) Roehampton and Putney Heath: 2018
Spence, Martin T. (Lab) Roehampton: 2002
Spencer-Bowdage, Frank (L) Shaftesbury: 1968
Spicer, Laurence (LD) West Hill: 1994, 1998, 2002, 2006
Spink, H. (Prog) Fairfield: **1903**
Spinks, G. (Con) Nine Elms: 1962
Sporle, Mabel F. (Lab) St John: **1962, 1964,** 1968, **1969B;** Nightingale: 1968B
Sporle, Sidney (Lab) St John: **1945, 1949, 1953, 1956, 1959, 1962;** Alderman: **1964**
Spring, C. (Lab) Vicarage: **1949**
Sprules, C. (Lab) Clapham North: **1919**
Squires, Michael J. (Ind) St Mary's Park: 1964
Stables, J. (Prog) Clapham North: 1900
Staff, F. (MA) Shaftesbury: 1906
Staff, Francis A. (Con) Graveney: 1974, 1976B; Springfield: **1978, 1982, 1986**
Stanbury, G. (MR) Balham: **1937**
Standing, Jean D. (Lab) Roehampton: **1964, 1968;** Alderman: **1971**
Standing, M. (Con) Thornton (W) 1956
Stanford, H. (Lab) Nightingale: 1949
Stanford, M. (MR) Clapham North: 1945
Staniaszek, Penny B. (Grn) West Hill: 2018; Thamesfield: 2022
Stanislaus, Hannah M. (Lab) Bedford: **2021B**
Stanley, G. (Lab) Balham: **1945;** Graveney: **1949, 1953**
Stanton, Josh (Ref) Northcote: 2026
Staple, George W. (Con) Latchmere: 1971
Staples, W. (Lab) Clapham North: 1906
Starkey, P. (Con) Fairfield: 1949
Starks, W. (MR) Church: 1945; (Con) 1949
Starmer, D. (Unemployed Workers' Movement) Winstanley: 1931
Stede, D. (L) Streatham: 1945
Stedman, Edward C.A. (L) Bedford: 1959, 1964; Springfield: 1962, 1968
Steed, F. (MR) Winstanley: 1931; Broomwood: **1934**
Steel, Peter J. (Comm) Latchmere: 1968

Steele, H. (Prog) Streatham: 1900
Steer, Anthony W.J. (Con) Church: 1962; St John: 1974
Steer, G. (Soc) Winstanley: 1906; (Lab) Nine Elms: 1909
Steere, M. (Con) St Leonard's: **1956, 1959**
Steinitz, Anna R.K. (Lab) Queenstown: 2002
Stenhouse-Lamb, W. (MR) Putney: **1934**
Stephens, David H.L. (Con) Queenstown: 1968
Stephens, Edward H. (L) St John: 1964
Stephens, F. (Lab) Fairfield: 1931
Stephens, H. (MR) Streatham: 1919
Stephens, J. (Prog) Putney: 1900
Stephens, Michael R. (Con) East Putney: 2022
Stephens, William F.R. (Lab) Broomwood: 1953, 1962; Nightingale: 1959, 1964; Bedford: 1968
Stephenson, Hugh A. (Lab) Thamesfield: **1971**
Stevens, Anthony N. (Lab) West Putney: 2002, 2014
Stevens, E. (MR) Winstanley: 1937
Stevens, F. (Soc) Clapham North: 1912
Stevens, F. (MR) Clapham North: 1945
Stevens, John A. (Lab) Roehampton: **1964**
Stevens, S. (L) Clapham Park: 1949
Stevens, W. (Soc) Springfield: 1909
Stevenson, John (Con) Latchmere: 2010
Stewart, E. (Prog) Balham: 1919
Stewart, Ian R.F. (Con) Roehampton: 1986
Stewart, J. (Lab) Latchmere: **1962**
Stewart, Lily W. (LD) St John: 1994, 1998
Stewart, P. (Lab) Southfield: 1945, 1949
Stewart, Philip H. (Comm) Broomwood: 1956; (Ind) St John: 1964
Stewart-Clark, Alex (Con) Latchmere: 2018
Stickney, Colin R. (Ref) Wandsworth Common: 2026
Stimpson, D. (Lab) Thornton (W), **1962**
Stock, Kate (Lab) Shaftesbury: 2014; Latchmere: **2018;** Falconbrook: **2022, 2026**
Stoker, G. (Prog) Clapham South: 1906
Stokes, Elizabeth (Con) West Putney: **2006, 2010**
Stokes, Rachael E. (Lab) Earlsfield: **2014**
Stokoe, T. (MA) Nine Elms: 1900, 1903
Stone, A. (Lab) Latchmere: 1925
Stone, E. (Lab) Latchmere: **1937, 1945**
Stone, J. (MR) Nine Elms: 1928
Stone, Michael A. (Lab) St Mary's: 2022, (Grn) 2026
Stone, P. (Lab) Streatham Common: 1956
Stone, R. (Prog) Broomwood: 1906
Stone-Fry, A. (Lab) Springfield: 1937
Storey, Christopher N. (Con) Springfield: 1974
Storey, Robert W. (Lab) West Putney: 2002
Storkey, J. (Prog) Nine Elms: 1900, **1903, 1906,** 1909
Storkey, J. (Prog) Bolingbroke: 1903
Stott, Martin (SDP All) St Mary's Park: 1982
Strachan, N. (MR) Nine Elms: 1925
Strange, E. (MR) Shaftesbury: 1912, 1919; Bolingbroke: **1922, 1925, 1928, 1931, 1934, 1937**
Strathspey, Lord (Rate) Putney: **1919**
Strathearn, Daniel M. (Grn) Wandsworth Common: 2022
Stringer, E. (Lab) Balham: 1925
Stringer, E. (MR) Clapham North: **1937**
Strong, Ivor W. (SDP All) Fairfield: 1986; (LD) Nightingale: 1994, 1998
Strickland, Tessa M.E. (Con) Fairfield: **1998; 2002;** St Mary's Park: **2006, 2010, 2014**
Stroud, F. (Mod) Southfield: 1903
Strugnell, A. (Lab) Clapham North: 1900
Stuart, Joe (Grn) Queenstown: 2010, 2014, 2018
Studdart, Jessica (Lab) St Mary's Park: 2010
Sturgess, W. (Lab) Tooting: 1903; Clapham North: 1925
Style, Peter L. (SDP All) Balham: 1982
Styles, F. (Comm) Earlsfield: 1949
Styles, J. (Comm) Streatham Hill: 1962
Styles, Jonathan R. (Con) Tooting Bec: 2022
Styles, M. (Comm) Larkhall: 1949; Furzedown: 1956
Sugden, Alexi (LD) Shaftesbury: 2010
Sugden, F. (MR) Clapham South: **1928, 1931, 1934, 1937**
Suiter, David (Lab) East Putney: 1990
Sullivan, A. (MA) Bolingbroke: **1900**
Sullivan, A, (MR) St John: 1945
Sullivan, A. (Prog) Balham: 1903, 1909, 1919, (Rate) 1906
Sullivan, D. (MR) Nine Elms: 1945
Sullivan, E. (MR) Nine Elms: 1925; Church: 1928; St John: **1931, 1934,** 1937; Broomwood: 1945; Bolingbroke: 1949
Sullivan, Michael P. (L) Graveney: 1974, 1978; Furzedown: 1976B
Sullivan, Terence (Con) Roehampton: 1978
Summerfield, Rosemary (Con) Latchmere: 2014
Summerscale, John N. (SDP All) Southfield: 1982
Surliano, J. (L) Church: 1962
Surridge, G. (Prog) Balham: 1903
Sussex, H. (Lab) Bolingbroke: 1925, 1928
Sutters, Steffi (Con) West Putney: **2010, 2014, 2018, 2022**
Sutton, C. (MR) Nine Elms: 1906
Sutton, G. (MR) Fairfield: **1922, 1925, 1928**
Sutton, Derek R. (Lab) Thamesfield: 1986; St John: 1990, **1994,** 1998
Sutton, S. (MA) Nine Elms: 1900
Swain, Ann D. (SDP All) St Mary's Park: 1986
Swain, C. (Mod) Tooting: **1903,** (MR) **1906**
Swan, Jeremy (Con) Parkside: **1998**
Swan-Taylor, J. (Prog) Balham: 1919
Swannell, J. (Con) Earlsfield: 1962
Sweaney, Denis B. (Lab) Springfield: **1964**
Sweet, Will (Con) Fairfield: **2014, 2018;** Wandsworth Town: **2022;** Nine Elms: **2026**
Sweetman, A. (Lab) Broomwood: 1934
Swetman, J. (Lab) Earlsfield: **1953, 1956**
Swift, S. (Lab) Latchmere: 1909
Syed, Shakeel A. (Con) Tooting: 2014
Sylvester, Pamela (L All) Nightingale: 1986
Symonds, Anne H. (Lab) West Putney: 1978
Symondson, P. (MR) Springfield: **1931, 1934, 1937, 1945**
Symons, Bryan A. (Lab) Bedford: 1982
Symons, C. (Lab) Fairfield: 1919, 1922
Symons, Clifford L. (Con) Thamesfield: **1959, 1962, 1964;** Putney: **1967B, 1968;** Alderman: **1968**
Symons, Pamela C. (Con) Earlsfield: 1964

T

Tachon, Reuben L. (Con) Fairfield: **1968;** Thamesfield: 1971, 1974
Taffs, C. (MR) St John: **1928**
Talbot, A. (Lab) Putney: 1945
Tan, Pek-San (LD) Tooting Bec: 2026
Tanner, F. (Lab) Streatham: 1922
Tanner, Toby (LD) Balham: 2026
Tanteles, Dion (LD) Wandsworth Town: 2026
Tarry, S. (MR) Park: 1922; Winstanley: 1925
Tarver, E. (Lab) Streatham South: 1959
Tarver, H. (Lab) Streatham South: 1962
Tasker, Alfred R. (Lab) West Hill: **1964;** Thamesfield: 1968
Tate, Rebecca C. (Lab) Lavender: 2022
Tatlow, Pamela R. (Lab) Bedford: 1994; Graveney: **1998, 2002**
Tattum, Ian (Lab) Southfield: 2014
Tarver, E. (Lab) Streatham South: 1956; Furzedown: **1962**
Taverner, J. (MA) Shaftesbury: 1906
Taverner, S. (MA) Latchmere: 1906
Taylor, Anne C. (Lab) Thamesfield: 1978
Taylor, B. (Lab) Clapham South: 1931
Taylor, C. (Ind Con) Bedford: 1959
Taylor, C. (L) Bedford: 1949
Taylor, E. (Prog) Nine Elms: **1903, 1906**
Taylor, Enley C. (Lab) Earlsfield: 1986
Taylor, F. (Prog) Broomwood: 1900
Thomas, H. (Prog) Church: **1912**
Taylor, H. (Nat Dem) Church: 1919; (MR) Latchmere: 1922
Taylor, J. (MR) Bolingbroke: **1906, 1909, 1912**
Taylor, J. (MR) Fairfield: **1906;** Shaftesbury: **1909,** 1912; Bolingbroke: **1912, 1919**
Taylor, J. (Prog) Shaftesbury: **1912,** 1919
Taylor, Joe (Grn) Northcote: 2022, 2026
Taylor, Justin S. (Con) Queenstown: 2018
Taylor, Luke (LD) Latchmere: 2010
Taylor, Michael (Comm) Furzedown: 1968, 1971, 1974, 1976B
Taylor, Peter (Lab) St Mary's Park: 2006; Queenstown: 2010, 2014
Taylor, Richard A. (Lab) Balham: 2022
Taylor, Ruth (LD) Roehampton: 1990
Taylor-Huzzard, Kat (TUSC) Furzedown: 2026
Tegetmeier, L. (Lab) Clapham South: 1922
Temple, Nina (Comm) Bedford: 1978
Tennant, H. (Lab) Tooting: 1903
Thacker, Rajeev K. (Grn) Tooting: 1998
Therrien, Alex (Ref) Northcote: 2026
Thillainathan, Haren (LD) Wandsworth Common: 2022; Tooting Broadway: 2022B, 2024B, 2026
Thom, Stuart (Con) Fairfield: **2006, 2010, 2014**
Thomas, B. (Lab) Broomwood: 1931; Stormont: 1949
Thomas, E. (Con) Bolingbroke: 1953
Thomas, F. (Lab) Park: **1945**
Thomas, Ivor (Lab) St John: 1928; Park: **1934, 1937**
Thomas, J. (MA) Park: 1903; Shaftesbury: 1903
Thomas, Julian H.P. (LD) Queenstown: 1994
Thomas, Lindsay N. (Lab) West Hill: 1982
Thomas, M. (Con) Park: **1959**
Thomas, Mark D. (Lab) Furzedown: 2006, **2010, 2014**
Thomas, Richard M. (Lab) Shaftesbury: 1994
Thomas, S. (MR) Latchmere: **1909,** 1912, 1919, 1925
Thomas, Ssarah A. (Grn) West Putney: 2026
Thomas, Timothy D.H. (LD) West Putney: 2026
Thomas, W. (Prog) Nine Elms: 1903
Thompson, Alfred E.C. (Con) Tooting: 1964
Thompson, Christine A.K. (Con) Southfield: **1982, 1986, 1990, 1994**
Thompson, David P.G. (Con) St Mary's Park:1982
Thompson, Hugh F.S. (L) Springfield: 1974
Thompson, Peter A. (Con) Graveney: 1971
Thompson, S. (Mod) Streatham: **1900**
Thompson, Vera (Lab) West Hill: 1974; Southfield: 1976B; Roehampton: **1978, 1982, 1986, 1990, 1994;** Balham: 1998
Thompson, W. (MR) Nine Elms: 1906; Shaftesbury: 1934
Thomson, Hugh I.K. (Lab) Springfield: 1989B; Earlsfield: 1990
Thomson, Jane (Grn) Wandsworth Town: 2026
Thomson, Neil J.M. (LD) West Putney: 1990; Earlsfield: 1994
Thorn, Tracey (Grn) Earlsfield: 1998; West Putney: 1998B
Thornley, C. (Con) Church: 1959
Thornley, W. (Con) Church: 1959; Latchmere: 1962
Thornton, G. (L) Clapham Park: 1949
Thorp, C. (L) Shaftesbury: 1962
Thorpe, Emma C. (LD) Wandsworth Common: 2002
Thumar, Vijay (LD) Tooting: 2018
Thurley, G. (Lab) Streatham: 1928
Thurlow, T. (Lab) Fairfield: 1931
Tibbles, Paul N. (LD) Bedford: 2021Bii, Trinity: 2022
Tickner, J. (Lab) Nine Elms: 1909
Tidball, John A. (Lab) Southfield: 1975B
Tidmarsh, E. (MR) Putney: **1945**
Tilbury, Charles M. (Con) Latchmere: 1986
Tilley, R. (MR) Southfield: **1931**
Tiller, Matthew G. (Lab) Roehampton: **2022, 2026**
Tilley, John V. (Lab) St John: **1971, 1974**
Tilley, Tracey S. (Lab) St Mary's Park: **1971, 1974;** Graveney: **1978**
Timaeus, RomaineT. (L) Putney: 1968; Thamesfield: 1974, 1978
Timmings, J. (MR) Tooting: 1945; (Con) Bedford: **1949, 1953, 1956, 1959, 1962**
Tingley, T. (Lab) Streatham South: 1953
Tinker, Stanley J.C. (L) Springfield: 1962, 1964
Tinkler, Angela K. (UKIP) Latchmere: 2014
Tinniswood, C. (MA) Shaftesbury: 1903
Tipping, June L. (Lab) West Hill: 1986; Queenstown: 1994
Tobias, Phyllis E.J. (Lab) West Putney: 1990
Tod, Dr Edward D.M. (Con) Tooting: **1968,** 1971, 1973B; Springfield: 1974
Todd, Michael (Con) Queenstown: **2006**
Toktas, Nabi (Con) Furzedown: 2018, 2019B; South Balham: 2022
Tolmie, G. (MR) Nine Elms: 1925
Tomalin, E. (Soc) Shaftesbury: 1912; (Lab) **1919**
Tomalin, L. (Prog) Putney: 1900
Tomlinson, Brian (Lab) Fairfield: 2006
Tomlinson, Ed (Lab) West Putney: 2026
Toms, C. (Prog) Southfield: 1900, **1903**
Toms, S. (Prog) Putney: 1912
Tong, Matty (Lab) Wandsworth Common: 2018
Tonge, J. (Lab) Bolingbroke: 1934, 1937

Toogood, R. (Con) Furzedown: **1953, 1956**
Toole, C. (MR) Nine Elms: 1922
Toone, James T.O. (Lab) Northcote: 2022
Topple, A. (Lab) Tooting: **1945**
Topple, L. (Lab) Streatham: 1925
Torrington, Rosemary (Con) Thamesfield: **2006, 2010, 2014, 2018**
Tough, J. (Prog) Winstanley: **1900**
Towner, Adam (LD) Southfield: 2006
Towner, Anne C. (Lab) West Putney: 1982
Towner, F. (Lab) Furzedown: 1949; Springfield: 1953
Towns, W. (MR) Balham: **1909, 1912, 1919, 1922;** Clapham South: **1937,** 1945
Townsend, A. (Lab) St John: **1919;** 1922, 1928; Park: **1934;** Winstanley: **1937**
Townsend, W. (Lab) West Hill: 1959
Toynbee, W. (Lab) Furzedown: 1949
Tracey, Katherine R. (Con) Springfield: **1989B, 1990, 1994, 1998;** Wandsworth Common: **2002, 2006, 2010, 2014**
Trapp, Ivy (Con) St John: 1969B
Travell, Edward G. (Con) St John: **1968**
Treadwell, J. (Prog) Park: 1912
Tree, A. (MR) Streatham: **1909**
Tregenza, June P. (Con) Tooting: 1962, 1964
Trevelyan, Anne M. (Lab) Putney: 1971
Trigg, E. (Con) Bolingbroke: 1949
Trim, Rachel E. (Lab) Queenstown: 2002
Trinder, F. (Lab) Clapham North: 1953; Larkhall: **1959**
Trowsdale, David (Ref) Furzedown: 2026
Trueman, G. (Lab) Balham: 1928
Trustman, S. (L) Nightingale: 1953
Tsherit, Tommy (Grn) Roehampton: 2026
Tuck, Anthony E. (Lab) Latchmere: **1990;** St John: **1994,** 1998; St Mary's Park: 2010
Tucker, E. (MA) Shaftesbury: 1906
Tucker, G. (Mod) Tooting: 1903
Tucker, T. (Mod) Fairfield: 1900
Tudor, Roxane (Save London All) St Mary's Park: 1978
Tuer, Michael J. (Lab) Parkside: 1998
Tugwell, Cyril (Con) Nine Elms: 1953; Newtown: 1962; Latchmere: 1968
Tugwell, P. (Con) Winstanley: 1953
Tull, H. (MA) Broomwood: 1906
Tunesi, M. (Lab) Balham: 1959
Tupper, Martin C. (Lab) Balham: 1982, 1994, 1998, 1999B, 2006; St John: **1986,** 1990; Nightingale: 2002
Turley, Anna (Lab) Wandsworth Common: 2006
Turnbull, A. (Lab) Springfield: 1925
Turnbull, J. (MR) Balham: **1906, 1909**
Turner, A. (Con) Queenstown: 1956
Turner, Catherine A. (LD) Shaftesbury: 2010
Turner, E. (Prog) Broomwood: 1903; Shaftesbury: 1909
Turner, Edwina (UKIP) Roehampton & Putney Heath: 2014
Turner, Harold C.A. (Con) Graveney: **1968**
Turner, J. (Lab) Springfield: 1925
Turner, M. (Comm) Queenstown: 1962
Turner, Michael R. (Con) Tooting: 1978; (Grn) Roehampton: 2006
Turner, Neil J. (Con) Latchmere: 2010
Turner, R. (MR) Southfield: **1912**
Turner, R. (Lab) Clapham Park: 1949
Turner, Timothy (Grn) Tooting: 2010; Furzedown: 2014
Turney, John (Lab) Bedford: **1974**
Turnor, H. (Prog) Fairfield: 1909
Turtle, David C. (Con) Graveney: 1994
Tutill, H. (MR) Clapham North: 1919
Tuttle, Catie (Libeal Democrats) Tooting Broadway: 2022
Tweed, B. (Con) Fairfield: 1949
Tweedie-Smith, John (Con) West Hill; **1953, 1956, 1959;** Southfield: 1962 (also LCC member for Putney)
Tweedie-Smith, R. (Prog) Putney: 1903
Twining, Richard G.W. (Lab) St John: **1980B, 1982**
Tye, W. (Soc) Latchmere: 1909
Tyler, Ben (LD) West Hill: 2014
Tyler, F. (Con) Stormont: 1956, 1959, 1962
Tyrell, J. (Rate) Balham: 1906

U

Umbers, Penelope (LD) Shaftesbury: 1998
Underhill, W. (Prog) Bolingbroke: 1909
Underwood, E. (Ind) Latchmere: 1945
Underwood, Jennifer (LD) East Putney: 2006; Southfield: 2010
Unsworth, Robert P. (Lab) Parkside: 1998
Upton, W. (Lab) Bolingbroke: 1922, 1928, 1931; St John: 1925
Urquhart, W. (Ind) Springfield: 1912
Urquhart, Beryl P. (SDP All) Balham: 1982
Ursell, Brian G. (Comm) Bedford: 1974
Usher, Caroline (Con) Balham: **2006, 2010, 2014**
Usher, E. (Comm) Church: 1931
Uwadiae, Samuel E. (Lab) East Putney: 1998

V

Valentine, C. (MR) Winstanley: 1922
Valentine, Donald J. (Grn) Furzedown: 1990, 1994, 2002
Valentine, Matt (Lab) St Mary's Park: 2018
Vallipuram, Kulendran (Ind) Graveney: 2006 (LD) Tooting; 2010
Van De L'Isle, High D. (TUSC) Shaftesbury: 2014
Van Den Berg, Barrie P. (Comm) St John: 1971
Van Den Elst, Katherine M. (Con) Roehampton: 1994
Van Issum, Caroline A.C.F. (Grn) Bedford: 2010
Van Tongeren, Tracey L. (Lab) Northcote: 1994, 1998
Van Randwyck, Hugo (UKIP) West Hill: 2014
Vandi, Simon (Lab) Balham: 2010
Vane, E. (MR) Winstanley: 1922
Vanner, J. (Ind) Springfield: 1912
Vanstone, W. (Prog) Bolingbroke: 1909
Varatharaj, Sarmila (Lab) Wandle: **2022,** 2026
Varran, D. (Lab) Latchmere: **1945**
Varran, T. (Lab) Church: **1919, 1922, 1925**
Vassar, W. (MR) Church: 1945
Venn, G. (Con) Tooting: **1949**
Venn, Oliver W. (Ref) St Mary's: 2026
Verden, R. (Lab) Streatham Hill: 1959, 1962

Vickery, Monica E. (Grn) Furzedown: 1990, 1994; Thamesfield: 2006
Vickery, Roy A. (Grn) Furzedown: 1986; Springfield: 1989B, 1990; Graveney: 1994; Bedford: 1998, 2014, 2018, 2021Bii; Balham: 2002; Wandsworth Common: 2006, 2010; Tooting: 2016B; South Balham: 2022, 2026
Vilaca, Marcus (LD) Thamesfield: 2010
Vimalachandran, Chandrakumar (Lab) Bedford: 1971; Alderman: **1971**
Vince, R. (Con) Streatham Hill: **1949, 1953, 1956**
Vincent, H. (MR) Bolingbroke: **1934**
Vincent, J. (Lab) Bolingbroke: 1922, 1925
Vincent, R. (Con) Fairfield: 1956
Vitelli, Siobhan (LD) Northcote: 1998; Balham: 2002; (Grn) 2006, 2010, 2014
Vitiello, Petri (LD) Battersea Park: 2022
Vivian R. (MR) Putney: **1931**
Vivian, the Hon. Richard A.H. (Con) Tooting: 1990; Queenstown: **1994, 1998;** Southfields: **2002**
Voyce, Hollie (LD) Latchmere: 2014
Voyce, Jenny (LD) Lavender: 2022, 2026

W

Wadman, E. (MR) Winstanley: 1937
Wain, C. (MR) Church: **1931**
Wainwright, F. (Con) Park: **1949**
Wakefield, Hector S.K. (Lab) Bedford: 2018
Wakeman, G. (Prog) Southfield: 1900
Wakeham, John (Con) St John: 1964
Walden, David S. (Con) Latchmere: 2002; Queenstown: **2006;** (LD) Queenstown: 2014
Walden, H. (MR) Shaftesbury: 1928; Bolingbroke: **1931**
Walder, Philip M. (LD) Latchmere: 2018
Wale, H. (Comm) Winstanley: 1949
Walker, C. (Con) Park: **1962**
Walker, Charles A.R. (Con) Latchmere: 1998; Balham: **2002**
Walker, E. (Prog) Balham: 1909
Walker, G. (Con) Fairfield: 1959; Southfield: 1962
Walker, J. (Mod) Putney: **1903, 1906**
Walker, Paula J. (Lab) Queenstown: **2018**
Wall, A. (Lab) Clapham North: **1919,** (Workers) 1922
Wall, D. (Lab) Bolingbroke: **1956,** 1959
Wall, E. (Prog) Springfield: 1900, 1903, 1912
Wall, F. (Prog) Winstanley: **1900,** Church: **1903**
Wall, Howard (L) Southfield: 1968
Wall, P. (Comm) Balham: 1949
Wallace, Gareth R. (Con) Tooting Broadway: 2026
Wallace, Neil (Con) St John: 1994
Wallace, Patrick J. (SDP All) Thamesfield: 1986, (LD) 1990; Roehampton: 1998
Wallace, Wellesley (Con) Furzedown: 1986
Waller, A. (Lab) Fairfield: 1919
Waller, Charles F. (Lab) Church: **1956, 1959, 1962**; Alderman: **1964**
Waller, Sandra J. (L) Nightingale: 1974
Wallis, J. (Lab) Nightingale: 1959
Walsh, A. (Con) Vicarage: 1956, 1962; Queenstown: 1959
Walsh, K. (Lab) Southfield: **1962**
Walsh, Maureen D. (Lab) Thamesfield: 1990; West Hill: 1994; Roehampton: 1998; St Mary's Park: 2002
Walsh, P. (Con) Graveney: 1959, 1962
Walsh, Terence M. (Con) West Hill: **1974,** 2022; Parkside: **1978;** Latchmere: 2006; Southfield: **2010, 2014, 2018;**
Walters, Gerard A. (L All) Springfield: 1982; Southfield: 1986; (LD) West Hill: 2002; East Putney: 2006
Walters, P. (MR) Tooting: 1937
Walton, Michael E. (L All) Furzedown: 1986
Walton, S. (Comm) Furzedown: 1959, 1962
Wannell, E. (MR) Latchmere: 1937
Warburton, J. (Con) Stormont: 1959
Ward, A. (MR) Bolingbroke: 1945; (Con) Stormont: **1949**
Ward, A. (MR) Nine Elms: 1945; (Con) Lavender: **1949, 1953**
Ward, A. (MA) Winstanley: **1900**
Ward, Christopher (LD) West Hill: 2006, 2010, 2014
Ward, Clare E. (Con) Graveney: 1994
Ward, Francis J. (Lab) Bedford: 1964
Ward, Frederick C. (Con) Graveney: 1978
Ward, J. (Prog) Fairfield: 1900
Ward, J. (MR) Church: 1925
Ward, Michael (Lab) Balham: **1974**; St Mary's Park: 1978
Ward, Patricia M. (UKIP) Southfield: 2018
Ward, Susan K. (Lab) Fairfield: **1974;** Earlsfield: 1982
Ward, T. (Lab) Streatham: 1931
Ware, Julian R. (LD) South Balham: 2026
Warne, H. (Prog) Streatham: 1919
Warner, A. (Prog) Streatham: 1919
Warner, C. (MR) Shaftesbury: 1922, 1925; Bolingbroke: **1928, 1931**
Warren, P. (Lab) St John: 1925
Warren, Patrick M. (LD) Fairfield: 1994, 1998, 2002, 2006, 2010, 2014, 2018; Wandsworth Town: 2022
Warren, Sally (Lab) Thamesfield: 2017B, 2018
Warren-Davis, David J. (L) St Mary's Park: 1974
Warren-Evans, Maud C. (Con) Putney: **1968B**
Warren-Evans, Desmond (Con) Putney: 1962, **1964, 1968**
Warman, A. (Lab) Clapham Park: 1959
Warter, J. (Mod) Streatham: **1903**
Washington, K. (Lab) Clapham South: 1934
Washington, Terry (Ref) Roehampton: 2026
Wasielewski, Andrew J. (Con) Furzedown: 2026
Waterland, T. (Prog) Winstanley: **1900,** St John: **1903,** 1909
Waterman, Antony J.D. (Grn) Fairfield: 2014
Wates, H. (Con) Streatham South: **1949, 1953, 1956, 1959, 1962**
Wates, R. (MR) Balham: **1937,** 1945
Watkins, H. (Lab) Thornton (B): 1956; Winstanley: **1959, 1962**
Watkins, J. (Con) Queenstown: 1949
Watkinson, Betty O.M. (Lab) Balham: 1962, 1964, 1968
Watling, Alex (LD) Nightingale: 1994
Watling, Trevor K. (Lab) West Hill: 1974; Furzedown: 1978; Fairfield: **1986**
Watson, Adam R. (LD) Fairfield: 2010
Watson, Carmen S.S. (Con) Earlsfield: 1964
Watson, George E. (LD) Latchmere: 1994
Watson, A. (Prog) Balham: 1919
Watson, Elizabeth (LD) Battersea Park: 2026

Watson, F. (Lab) Fairfield: **1956;** West Hill: 1959
Watson, J. (Con) Shaftesbury: 1953
Watson, L. (Lab) Balham: 1928; Tooting: 1931, **1934, 1937;** Southfield:1934
Watson, Sue (Lab) Balham: 2018
Watson, T. (MR) Streatham: **1909, 1912, 1919, 1922, 1925, 1928**
Watt, C. (Con) Thornton (W): 1953, 1956
Watt, Joan L.M. (L) Southfield: 1968
Watters, F. (Lab) Tooting: 1912
Watts, E. (MA) Winstanley: 1900
Watts, J. (MA) Broomwood: **1900**
Watts, Peter J.G. (Lab) Southfields: 2026
Watts, William (Prog) Park: **1900, 1903, 1906;** Shaftesbury: **1912,** (MR) 1919
Wawman, A, (Lab) Clapham Park: 1962
Weadriff, G. (MA) Shaftesbury: 1906, (MR) 1919; Nine Elms: 1922; Bolingbroke: **1925, 1928, 1931, 1934**
Weait, John G.B. (Con) Latchmere: 1982
Webb, A. (MR) Church: 1922; Nine Elms: 1931
Webb, A. (MR) Springfield: **1922, 1925, 1928, 1931, 1934, 1937**
Webb, K. (Con) Southfield: **1959**
Webb, Nigel R. (Lab) Nightingale: 1990
Webber, A. (Mod) Clapham North: 1903
Webster, Amanda J. (Lab) Roehampton: 2006
Webster, Jacqueline A. (Lab) Thamesfield: 1978
Webster, James J. (NF) St John: 1980B
Webster-Jones, A. (MR) Southfield: **1909, 1912, 1919**
Wedgewood, Charles (Con) Queenstown: 1964
Wedgewood, J. (MR) Park: 1945, (Con) **1949, 1953, 1956**
Weeden, D. (L) Thornton (B) 1962
Weekley, Basil (L) Broomwood: 1953, **1962;** Shaftesbury: 1956, 1959; Northcote: 1964, 1968, 1971; Queenstown: 1965B; Nightingale: 1966B
Weekley, Stella M. (L) Thornton (B) 1962; St John: 1964; Queenstown: 1968
Weils, Amanda J. (LD) Bedford: 1998
Wellbelove, Sidney F. (Lab) Graveney: **1956, 1962, 1964**
Wellbourne, C. (Mod) Streatham: **1900**
Weller, Charles (Lab) Alderman: **1964**
Welch, H. (Prog) Clapham South: 1903
Welchman, Charles S. (L) Balham: 1974 (L All) Northcote: 1982
Welling, B. (Comm) Queenstown: 1949; Newtown: 1953
Wells, Amanda J. (LD) Graveney: 2002
Wells, Andrew C. (LD) Bedford: 2014
Wells, Francis R. (Comm) Balham: 1967B
Wells, E. (MA) Latchmere: 1903
Wells, Frederick C. (Lab) Springfield**: 1945,** 1949; Fairfield: 1968; Putney: 1968B; Latchmere: **1978**
Wells, Mike B. (UKIP) East Putney: 2014
Wells, William A.A. (Con) Latchmere: 1981B, 1982; Graveney: 1986
Welsh, A. (Lab) St John: 1919
Welsh, David J. (Comm) Putney: 1956, 1962, 1964, 1967B, 1968, 1971, 1974, 1976B; West Putney: 1978, 1982
Welton, T. (Mod) Streatham: **1900, 1903, 1906**
West, A. (Prog) Bolingbroke: 1900; Church: **1903;** Fairfield: 1906; (Lab) Tooting: 1909; (Ind) Southfield: 1912; (Lab) Broomwood: 1925
West, A. (MR) Tooting: 1912; Clapham South: **1919**
West. E. (Lab) Putney: 1928
West, G. (Lab) Thornton (W): **1953**
West, H. (MR) Balham: **1919**
West, Kenneth W. (L) Graveney: 1962, 1964
West, William J. (Prog) Bolingbroke: 1906, 1912
Westbury, J. (Con) St Leonard's: **1953, 1956, 1959, 1962**
Westlake, G. (Lab) Springfield: **1945**
Weston, W. (Lab) Bedford: 1962
Weston, William P. (Lab) Tooting: **1964,** 1968
Wharton-Wells, H. (MR) Putney: **1922, 1925**
Wheatley, Robin J.P. (Con) St Mary's Park: 1982
Wheeler, G. (Lab) St John: 1919, 1934; **1945**
Wheeler, G. (MR) Nine Elms: 1928, 1934
Wheeler, John D. (Con) Earlsfield: 1974
Wheen, Natalie K. (Ref) Shaftesbury & Queenstown: 2026
Whelbourn, H. (MR) Nine Elms: 1925
Whelbourn, S. (Lab) Broomwood: 1931
Whelton, A. (MR) Church: 1931
Whiddett, Dennis (Lab) Thamesfield: 1986
Whiffin, Jason (Grn) West Hill: 2022, 206
Whitaker, Geoffrey (Lab) Springfield: 1986
Whitaker, Jacqueline J. (SDP All) Furzedown: 1982
White, A. (Mod) Fairfield: 1903
White, Rev. Andrew P.B. (Con) Balham: **1998**
White, B. (Lab) Larkhall, **1956**
White, Chris (Con) Graveney: 2014
White, F. (Lab) Putney: 1934
White, G. (Prog) Putney: 1912
White, G. (MR) Shaftesbury: 1937
White, H. (MR) Shaftesbury: **1909,** 1912; Broomwood: **1919, 1922, 1925, 1928, 1931**
White, H. (Lab) Winstanley: **1919**
White, H. (Lab) Clapham South: 1928
White, J. (Lab) Bolingbroke: 1922
White, Jane M. (Lab) Tooting: **1998**
White, K. (Lab) Clapham Park: 1953
White, Paul J. (Lab) Springfield: 1994; Earlsfield: 2014, 2015B; Tooting: **2016B, 2018;** Tooting Bec: **2022, 2026**
White, R. (Lab) Bedford: 1949
White, T. (Prog) Church: **1912**
White, W. (Lab) Putney: 1931
Whitehead, Anthony (SDP All) West Putney: 1986
Whitehead, G. (Lab) Newtown: **1953, 1956, 1959, 1962**
Whitehouse, Sarah A. (Con) Graveney: 1990, 1998
Whitfield, J. (MR) Streatham: **1945**
Whitham, Graham G. (Con) Graveney: 1974
Whitham, Susan M. (Con) Graveney: 1974
Whiting, James (Lab) Bedford: 2002
Whiting, P. (Lab) Vicarage: 1962
Whitlock, E. (Lab) Putney: 1919
Whitlock, E. (Lab) Thamesfield: 1959
Whitlock, W. (Lab) Thamesfield: 1953
Whitmee, S. (MA) Winstanley: 1900, 1903, **1906, 1909,** 1912
Whittingham, Christine A. (LD) Graveney: 1994
Whittingham, Diana M. (Con) East Putney: **1986, 1990, 1994, 1998, 2002**

Whittington, W. (Con) Thornton (W): **1949**
Whybrow, E. (Con) Bolingbroke: 1953, **1959,** 1962
Whyte, Jason R. (LD) East Putney: 2010
Wicks, H. (Comm) Church: 1931
Widdowson, J. (Lab) Springfield: **1945,** 1949
Wilcox, A. (Con) Shaftesbury: 1962
Wiles, Zarah M. (Con) St Mary's: **2026**
Wilkie, J. (Lab) Park: **1945**
Wilkie, Sheldon A. (Con) Furzedown: 1994; Bedford: **1998, 2002, 2006;** Nightingale: **2010**
Wilkes, Giles P. (LD) West Putney: 2010
Wilkins, Alfred L. (Con) Furzedown: 1964
Wilkinson, C. (Nat Dem) Church: 1919; (MR) **1922;** Shaftesbury: 1931
Wilkinson, David M. (Con) St Mary's Park: 1978
Wilkinson, Diane (Grn) Furzedown: 2026
Wilkinson, Heather K. (Con) Roehampton: 1980B; West Hill: **1982**
Wilkinson, J. (Prog) Clapham North: 1906
Wilkinson, Peter (Ref) Balham: 2026
Williams, D. (Mod) Fairfield: 1903
Williams, D. (Con) Thornton (W): **1949**
Williams, David G. (L) Bedford: 1974
Williams, E. (Lab) Clapham South: 1919
Williams, G. (Con) Shaftesbury: 1953
Williams, Ian H. (Lab) Putney: 1971
Williams, H. (Lab) Balham: 1934
Williams, H. (Lab) Thornton (B): 1956
Williams, J. (MR) Nine Elms: 1906; Park: 1919
Williams, J. (Con) Shaftesbury: 1956
Williams, James (Ref) Furzedown: 2026
Williams, John M. (LD) East Putney: 2014, 2018, 2022; Nine Elms: 2026
Williams, K. (Con) St John: 1959, 1962
Williams, L. (Mod) Fairfield: 1903
Williams, M. (Lab) Clapham South: 1922
Williams, Margaret (Con) Earlsfield: **1968;** Putney: **1971, 1974;** St Mary's Park: 1986
Williams, Martin D. (Grn) Graveney: 1998, 2010; Fairfield: 2002, 2006
Williams, Michael R. (Lab) Southfield: **1971;** Alderman: **1974;** Roehampton: **1978, 1982, 1986**
Williams, P. (Lab) Southfield: **1945**
Williams, R. (MR) Springfield: **1922, 1925**
Williams, Rhian (Lab) Nightingale: 2006
Williams, Richard (SDP All) Graveney: 1986; (LD) Furzedown: 1994, 2002; Bedford: 1998; 2006
Williams, Robert (LD) West Putney: 2006, 2010, 2014
Williams, Simon P. (Con) St Mary's Park: **1998, 2002**
Williams, Susana (Grn) Northcote: 1986
Williams, T. (Con) Thornton (W): 1959
Williams, Timothy G. (LD) East Putney: 2018
Williams, Toby E. (Con) Graveney: 2018
Williams, Valerie (Lab) Putney: 1974; East Putney; 1978; West Putney: 1990
Willington, Sonia G. (Ecology) St Mary's Park: 1982; (Grn) 1986
Willis, F. (Prog) Broomwood: 1900; Shaftesbury: **1903**
Willis, S. (Prog) Streatham: 1900
Willis, Ian H. (L All) Latchmere: 1982
Willis, P. (MR) Tooting: 1945
Willis, William (Prog) Shaftesbury: **1906,** 1909, **1912**
Willis, W. (Prog) Broomwood: 1912
Willison, H. (MR) Balham: 1945
Willison, William (MR) Tooting: **1931,** 1934, 1937; (Con) Bedford: **1949;** Springfield: 1956
Wilson, A. (Lab) Balham: 1928; Tooting: 1931, **1934, 1937, 1945,** 1949; Southfield: 1934
Wilson, A. (L) Streatham: 1945; Streatham South: 1949, 1953; Streatham Common: 1956
Wilson, C. (Lab) Broomwood: 1945
Wilson, Clarence G. (WRP) Shaftesbury: 1982
Wilson, Dr Edward G. (Lab) St Mary's Park: **1968, 1971, 1974**
Wilson, Gary J.H. (LD) Furzedown: 2018
Wilson, J. (Prog) Fairfield: 1900
Wilson, James R.U. (LD) Thamesfield: 2026
Wilson, M. (Lab) Broomwood: 1934
Wilson, Rebecca L. (Lab) Nightingale: 2018; Wandsworth Common: 2022
Wimhurst, S. (Prog) Clapham North: 1900
Winchester, F. (MA) Church: 1903; (MR) **1909**
Winchester, H. (Lab) Broomwood: 1934, 1937; Bedford: 1953
Windus, Phyllis (MR) Latchmere: 1945, (Con) 1968, 1971
Winfield, A. (Prog) Shaftesbury: **1906,** 1909, **1912,** (Lab) **1919, 1922, 1925, 1928, 1931**
Winfield, A. (Prog) Broomwood: 1912
Winfield, L. (Lab) Broomwood: 1922, 1925
Winfield, P. (Lab) Bolingbroke: 1928; St John: 1931
Wingfield, Graham G. (L) Roehampton: 1978
Wingfield, M. (L) Southfield: 1962
Wingrove, Frederick (Lab) Nine Elms: **1945**; Queenstown: **1949, 1953;** Park: 1962
Wingrove, George J. (Lab) Nightingale: 1968, 1971
Wingrove, Ian (Grn) Balham: 1990
Winn, Mary P. (L) Balham: 1972B
Winstanley, T. (Lab) Southfield: 1959; Putney: **1962**
Winter, A. (MR) Springfield: **1928**
Winter, M. (Lab) Putney: 1919
Winter, Martin A.S. (Con) Nightingale: **1994**
Winter, P. (Lab) Broomwood: 1945
Winter, R. (Soc) Springfield: 1909
Wintle, Emily (Lab) St Mary's Park: **2018;** Northcote: 2022
Wise, E. (Lab) Balham: 1925
Wise, James (Mod) Springfield: **1900, 1903,** (MR) **1906, 1909, 1912**
Witcher, F. (Ind Soc) Winstanley: 1906
Witherby, Alan J. (Con) Furzedown: 1978
Witherby, H. (MR) Springfield: **1931, 1934, 1937**
Withers, M. (Lab) Park: 1962
Withey, A. (Con) Bolingbroke: 1959
Wixley, Sue (LD) Southfields: 2018, 2026; Nine Elms: 2022
Wolfers, Alex (Lab) Balham: 2018
Wolfson, Geoffrey M. (Con) Roehampton: 1968; Putney: **1968B**
Wolpers, E. (Lab) Bedford: 1949
Wolsey, W. (MA) Nine Elms: 1900
Wolstenholme, L. (Con) Fairfield: 1953

Wolstenholme, Peter (CPA) Latchmere: 2010
Wonham, A. (Ind) Fairfield: 1900
Wonham, C. (MR) Springfield: **1925**
Wood, A. (MR) Shaftesbury: 1931
Wood, H. (Prog) Bolingbroke: 1900; Winstanley: 1906
Wood, Malcolm S. (L) Southfield: 1978
Wood, Margrit (Con) Furzedown: **1990**
Woodard, F. (Lab) Streatham: 1928
Wooderson, H. (Prog) Springfield: 1900, 1906
Woodhall, H. (Lab) Southfield: 1937
Woodley, Christopher R. (LD) St Mary's Park: 1994, 1998, 2002
Woodley, W. (Lab) Park: 1959
Woodroffe, E. (Prog) Streatham: 1903
Woodroffe, Pamela J. (Lab) Balham: 1990
Woodruff, W. (Lab) Clapham South: 1928, 1931
Woods, B. (Lab) Clapham North: **1945**
Woodward, J. (MA) Nine Elms: 1903
Woodward, J. (L) Furzedown: 1949
Woodward, William E. (LD) Bedford: 2014; Bedford: 2018
Woolf, Madeline (Con) West Hill: 2026
Worley, S. (Lab) Park: 1953
Worrall, Stephen (Lab) St Mary's Park: 2018; Shaftesbury and Queenstown: **2022, 2026**
Worth, Sean (Con) Furzedown: 2006
Wortham, Louisa (NF) Earlsfield: 1978
Worthy, Frederick (Prog) St John: 1903; Latchmere: 1909
Worthy, J. (Prog) Park: 1909
Wotton, W. (Lab) Thornton: 1959
Wratten, H. (Lab) Clapham North: 1934; Putney: 1937
Wratten, M. (Lab) Putney: 1937
Wrede, Casper D. (LD) Southfield: 1994
Wren, E. (Lab) Broomwood: 1949
Wright, Anita M. (Comm) St John: 1980B
Wright, Christopher M.R. (Con) Fairfield: 1982
Wright, E. (Prog) Streatham: 1900, 1903, (Lab) Clapham North: 1906
Wright, G. (Lab) Putney: 1925
Wright, Shaun P. (Con) Bedford: 2018
Wright, Sian S. (Grn) West Hill: 2026
Wright, T. (MR) Park: **1922, 1925, 1928**
Wright, Thomas F. (Lab) Fairfield: 2002
Wrigley, Lisa (Lab) Nightingale: 1998
Wyatt, Philip J. (Lab) Northcote: 1974
Wye, A. (Lab) Shaftesbury: **1945;** Nightingale: 1962
Wye, William G. (Lab)Bolingbroke: 1925; Park: 1931, **1934, 1945;** Park: **1937;** St John: **1949, 1953, 1956, 1959;** Nightingale: 1962
Wyver, George (Lab) Springfield: 1906, (Soc) 1909; (Lab) Southfield: 1919, 1925, 1928

Y

Yapp, Christopher J. (Con) Northcote: 1978
Yapp, H. (MR) Southfield: **1912**
Yardley, Russell J. (Con) West Hill: **1990;** Roehampton: 1994
Yates, Jenny M. (Lab) Roehampton: **2022, 2026**
Yelland, D. (Con) Clapham North: 1959
Yelland, Joseph (Con) Tooting: 1974
Yeowell, G. (MR) Clapham South: **1906; 1909**
Younes, Maha (Lab) Nine Elms: 2022
Young, Charles H. (Lab) Shaftesbury: 1909; (Prog) Nine Elms: **1912;** (Lab) Shaftesbury: **1919, 1922, 1925, 1928;** St John: 1934
Young, F. (Prog) Clapham South: **1903**
Young, F. (Lab) Shaftesbury: **1931;** Bolingbroke: 1934
Young, J. (MR) Springfield: 1945; (Con) Earlsfield: **1949,** 1953
Young, M. (Lab) Streatham: 1937
Young, P. (Lab) Putney: 1934
Young, T. (Mod) Clapham North: **1900,** 1903, (MR) **1906, 1909, 1912**
Younger, G. (MR) Latchmere: 1945

Z

Zaffar, Mahmood A. (Con) Queenstown: 1978
Zahawi, Nadhim (Con) Thamesfield: **1994;** West Putney: **1998, 2002**
Zaheer, Mohammad (Lab) Shaftesbury: 2018
Zalewska-Kinash, Dorota (Duma Polska) Graveney: 2018
Zanin, Frank E.H. (Con) Bolingbroke: 1962; Northcote: 1964
Zantides, Martha (LD) Thamesfield: 1998, 2002, 2006, 2010
Zeenny, Joanna (Grn) Nine Elms: 2022
Zetterlund, Ulrica P. (LD) Graveney: 1998
Zhang, Nick (LD) Thamesfield: 2014
Zwain, Andrew (Con) Tooting: 2018